

Armenian Diaspora Public Opinion (2)

Armenian Diaspora Survey | 2021

Belgium | Paris | United Kingdom | Rostov on Don





Armenian Diaspora Public Opinion (2)

Armenian Diaspora Survey | 2021

Belgium | Paris | United Kingdom | Rostov on Don

Hratch Tchilingirian
Editor



Armenian Diaspora Survey
Armenian Institute
1 Onslow Street
London EC1N 8AS
United Kingdom

info@armeniandiasporasurvey.com
www.armeniandiasporasurvey.com

Copyright © 2023 by Calouste Gulbenkian
Foundation and Armenian Institute.

Cover photo: Hratch Tchilingirian

This report is available at
www.armeniandiasporasurvey.com



About ADS

The Armenian Diaspora Survey (ADS) conducts research on public opinion in Armenian diaspora communities to inform the public, scholars, policy-makers and community leaders about the issues, attitudes and trends shaping the Armenian world in the 21st century.

Led by a team of academics, researchers and experts, ADS aims to provide a snapshot of the contemporary Diaspora. The project fills a critical gap in the knowledge of the Diaspora and provides evidence-based understanding of the multilayered and diverse aspects of diasporic life.

ADS is funded by the Armenian Communities Department of the Calouste Gulbenkian Foundation and carried out under the auspices of the Armenian Institute in London.

The data and the knowledge gained from the survey are available to scholars as a resource for further research and are also accessible to the general public. Institutional and community leaders in the Diaspora, as well as policy-makers in Armenia, will benefit from this study, as to what the issues and thinking in the Armenian communities are today and how to serve their needs.

ADS does not take policy positions.

Acknowledgements

Despite the restrictive conditions of the Covid-19 pandemic, scores of individuals and organizations contributed to the success of ADS 2021. We are grateful to the local teams, advisory committees and volunteers for their invaluable contributions during the fieldwork, as well as the community organizations, which were contacted to promote ADS and asked to encourage their members to participate in the survey.

Belgium | Research Team: Armen Hakobjanyan (Survey Manager), Tsovinar Nazaryan (Qualitative Research), Nicolas Tavitian (Qualitative Research), Garine Gokceyan (Graphic designer). **Advisory Committee:** Hayk Gyuzalyan and Nicolas Tavitian (Co-chairs), Lisa Abadjian, Rev. Fr. Zadik Avedikian, Hermine Azaryan, Tigran Fahradyan, Yannick Kalantarian, Shogher Margossian, Petros Petrossian, Karen Tadévosyan, Boghos Yalim. **Organizations:** Comité des Arméniens de Belgique (CAB), Centre socio-culturel arménien de Belgique (Hay Doun), Araks Centre Culturel Arménien (Liège), Ardia Sociaal-Culturele Vereniging Armeense Diaspora (Antwerpen), Armenian Relief Society of Belgium (Bruxelles), Armenian Youth Cultural Centre (Antwerpen), Arordi (Hasselt), Association pour l’Eglise arménienne de Belgique (Bruxelles), Centre social arménien Arpag Mekhitarian (Bruxelles), Haiq Troupe de danses folkloriques populaires (Bruxelles), Hay éinkerutyun miutyune (Asse), HBLs Ecole des langues (Bruxelles), Narek Armeense Culturele Vereniging (Kortrijk), NOY Union des dames arméniennes (Antwerpen, Bruxelles), Nreni (Asse), Union Generale Armenienne De Bienfaisance (UGAB) Europe (Bruxelles). **Special thanks:** Maria Hakobjanyan, Armine Hareyan.

Paris | Research Team: Robin Koulaksezian (Survey Manager), Nazlı Temir Beyleryan (Qualitative Research). **Advisory Committee:** Anaid Donabedian (Chair), Boris Adjemian, Melanie Keledjian, Anna Leyloyan, Claire Mouradian, Jirayr Tcholakian, Tigrane Yegavian. **Organizations:** Conseil de coordination des organisations arméniennes de France (CCAF); ACAM; ARF Dachnaksutiun (Paris, Issy-les-Moulineaux); Armenian Catholic Youth Organization "Naregatsi"; Armenopole; Association Arménienne d’Aide Sociale (AAAS); Association de Lycée Esayan; Association de Lycée Getronagan; Association des Dames Arméniennes Amies des Ecoles Tebrotzassère); Association Surp Khatch Tibrevank; AYF Nor Seround (Paris); Cathédrale arménienne catholique Sainte-Croix-de-Paris; Club Franco-Arménien d’Antony (CFAA); Croix-Bleue; Diocèse de France de l’Église apostolique arménienne; Ecole Hrant Dink (Arnouville); Ecole Saint Mesrop Arabian (Alfortville); Ecole Tarkmantchatz (Issy-les-Moulineaux); Église apostolique arménienne Saint-Grégoire-l’Illuminateur (Chaville), Sainte-Marie-Mère-de-Dieu (Issy), Saint-Paul-et-Saint-Pierre, Sainte-Croix-de-Varak (Arnouville); Eglise Evangélique Arménienne (Alfortville); Fonds Arménien de France; Hamazkayin (Paris, Issy-Les-Moulineaux); Institut Tchobanian; JAF Paris; Maison d’Arménie; MCA (Alfortville, Sevran Livry-Gargan); Organisation Terre et Culture; Paroisse arménienne catholique Saint-Grégoire-l’Illuminateur (Arnouville); Santé Arménie; SD Hentchak (Paris); Union Générale Arménienne de Bienfaisance (UGAB); Yans Club. **Special thanks:** Ayp FM, *Nouvelles d’Arménie*, *Nor Haratch*, *France Arménie*.

United Kingdom | Research Team: Nvart Stepanian (Survey manager), Kevork Oskanian (Survey manager), Susan P. Pattie (Qualitative research). **Advisory Committee:** Hratch Tchilingirian (Chair), Tatevik Ayvazyan, Sossie Kasbarian, Jo Laycock, Susan Pattie, Gagik Stepan-Sarkissian. **Organizations:** Diocese of the Armenian Church in the United Kingdom; Armenian General Benevolent Union (AGBU) London; Akhtamar Armenian Performance Group; Armenian Community Council of Great Britain; Armenian lawyers Association;

Armenian Medical Association; Armenian National Committee UK; Armenian Relief Society UK; Armenian Youth Federation; Centre for Armenian Information and Advice (CAIA); Hamazkain London; Holy Trinity Armenian Church (Manchester); Homenetmen London Scouts; K. Tahta Sunday School; Nor Serount Cultural Association; Saturday Community School; St. Sarkis Church Parish; St. Yeghiche Church Parish; Tekeyan Cultural Association.
Special thanks: Bishop Hovakim Manukyan.

Rostov on Don | Research team leaders: Levon Batiev, Sergey Sayadov, Natalya Bezdenejnikh (Qualitative Research) **Advisory Committee:** Andrey Bedrik, Natal'ya Bineeva, German Matveev, Ilona Nazaryan, Oksana Nor-Arevyan, Vadim Panteleev, Yuliya Panfilova, Elena Shschukina **Organizations:** Southern Federal University Institute of Sociology and Regional Studies, Rostov Regional Public Organization “Nakhichevanskaya-na-Donu Armenian Community”, Don Union of Armenian Youth. **Volunteers:** Hasmik Abrahamyan, Hayk Avakyan, Tigran Asriyants, Armine Babayan, Armine Vermishyan, Vahagn Galoyan, Gevorg Grigoryan, Ashot Gugulyan, Sarkis Gyulasaryan, Mariam Sahakyan. **Student assistants:** Alina Braslavets, Nikita Vervekin, Daniil Grishechkin, Danil Dvorchanskiy, Viktoriya Zamay, Darya Zolotareva, Ortega Khaver Aleksander Kalderon, Mariya Kondratsenko, Aleksandra Lartseva, Alina Perevoznaya, Bogdan Seleznev, Anna Sorokina, Angelina Shevtsova, Viktoriya Anenko, Darina Boyko, Anastasiya Davidenko, Tamara Kovaleva, Olga Lozovaya, Valeriya Pavlushkina, Ekaterina Stashkevich, Sofya Fedorovich **Special thanks:** Rev. Fr. Ashot Ghazaryan, Rev. Fr. Tadevos Gaybaryan, Tigran Gizgizov, Maria Gaboyan, Lyubov Sekizyan, Nona Shahnazarian, Galina Chikarova, Vladislav Rak

Translators | Levon Abrahamyan (Eastern Armenian), Yulia Antonyan (Eastern Armenian), Vartan Matiossian (Western Armenian), Varoujan Tenbelian (Western Armenian), Ari Sekeryan (Turkish), Ararat Sekeryan (Turkish), Nazlı Temir Beyleryan (French), Robin Koulaksezian (French), Levon Batiev (Russian), Armen Hakobjanyan (Russian).

Gratitude

I would like to express my gratitude to everyone who contributed to the success of ADS 2021 in Belgium, Paris, UK and Rostov on Don. Scores of people were involved in the planning and implementation of the fieldwork in each community: the Academic Advisory Committee, local advisory committees, survey managers and researchers, volunteers and translators, their names are noted in the acknowledgements above.

A number of people have played critical roles in this research project, especially the core team of ADS: Hayk Gyuzalyan, research methods advisor; Arpine Aghjoyan, data analyst; Anieka Sayadian, data graphic; and Tatevik Ayyazian, director of the Armenian Institute. I am deeply grateful for all the contributions made to this truly team-work project.

This enormous research project would not have been possible without the foresight and funding of the Calouste Gulbenkian Foundation in Lisbon. I wish to thank the foundation, and especially Razmik Panossian, the Director of the Armenian Communities Department, for his intellectual input and unwavering support of this project.

Hratch Tchilingirian, ADS Director



ADS 2021

Hratch Tchilingirian (Director)
Hayk Gyuzalyan (Survey Design & Methods Advisor)
Arpine Aghjoyan (Data Analyst)
Arusyak Sevoyan (Data Analyst)
Anika Sayadian (Data graphics)

Survey Managers

Levon Batiev (Rostov on Don)
Armen Hakobjanyan (Belgium)
Robin Koulaksezian (Paris)
Kevork Oskanian (UK)
Sergey Sayadov (Rostov on Don)
Nvart Stepanian (UK)

Qualitative Researchers

Natalya Bezdenejnikh (Rostov on Don)
Tsovinar Nazaryan (Belgium)

Academic Advisory Committee

Tatevik Ayvazyan (Armenian Institute)
Hayk Gyuzalyan (Highgate Consultancy)
Sossie Kasbarian (Stirling University)
Armine Ishkanian (London School of Economics)
Razmik Panossian (Calouste Gulbenkian Foundation)
Susan Pattie (Armenian Institute)
Joanne Nucho (Pomona College)
Vahe Sahakian (Michigan State University)
Khachig Tölölyan (Wesleyan University)
Hratch Tchilingirian (University of Oxford)

Table of Contents

About ADS	1
Acknowledgements	2
ADS 2021 team	4
Introduction Hratch Tchilingirian	7
Highlights of the opinions in the 2021 study	9
<i>Armenian Identity</i>	10
<i>Fluency in Armenian</i>	10
<i>Community challenges</i>	11
<i>Need for activities in local communities</i>	11
<i>Community and political engagement</i>	11
<i>Church and religion</i>	12
<i>Homeland, Armenia, Arstakh</i>	13
<i>The Second Karabakh War</i>	13
<i>Diaspora support to Armenia</i>	14
Key takeaways of ADS 2021	14
Methodology Hayk Gyuzalyan & Arpine Aghjoyan	17
<i>Specific conditions</i>	17
<i>Questionnaire</i>	18
<i>Sampling in Rostov on Don</i>	19
<i>Data collection</i>	20
<i>Social media strategy</i>	20
<i>Number of questionnaires collected by country, mode, language</i>	21
<i>Data processing</i>	21
<i>Completed questionnaires by location and language of completion</i>	22
<i>Data entry and checking</i>	23
<i>Mode of administration</i>	23
<i>Data editing, cleaning and coding</i>	23
<i>Weighting</i>	24
<i>Weighted and unweighted profiles for each weighting factor</i>	26
<i>Limitations, lessons learned</i>	27
<i>Qualitative fieldwork</i>	27
Survey results	31

This is an interim report for ADS 2021. A subsequent final report will include short chapters on the results of each of the communities in the survey.

Introduction

"There are two homelands: the one where you live is France and the other is Armenia in its entirety, including Mount Ararat."

"Il y a deux patrie: l'une où tu vit, c'est la France et l'autre c'est l'Arménie dans sa globalité, y compris le mon Ararat."

Turkey-born Armenian man, in his 60s, living in Paris

Hratch Tchilingirian

In the contemporary Armenian diaspora, definitions of “Armenianness”, perceptions of “homeland” and views on a variety of themes and issues defy essentialist definitions or conventional explanations constructed over the decades—for example in the discourse of transnational Armenian organisations. During an ADS in-depth interview, a Turkey-born Armenian man in his early 60s living in Paris said: “I am French of Armenian origin. There are two homelands: one where you live is France and the other is Armenia in its entirety, including Mount Ararat”. Indeed, one generalisation that could be made based on our surveys is that, in the 21st century, the majority of Armenians in the diaspora identify themselves as *hyphenated* Armenians: Armenian-Belgian, or British-Armenian, French of Armenian origin, etc. Armenian identity is congruous or comingled with the local identities of the societies, cultures and countries where Armenians live today.

Questions about identity and other interconnected themes—language, culture, community, Armenia—were explored in the 2021 round of the Armenian Diaspora Survey (ADS), which was held in Belgium, Paris, the United Kingdom and Rostov on Don (Russia). This was the second in the three-round research project, funded by the Calouste Gulbenkian Foundation. Following the successful first round in 2019 (Argentina, Lebanon, Montreal, Romania), the fieldwork for this round was originally planned to take place in 2020, but was postponed due to the Covid-19 pandemic.

Successive restrictions and lockdowns throughout 2020 and 2021 forced us to pause and presented many challenges for the organisation of the fieldwork. Rather than waiting for an ideal time or conditions to launch the research, after much thinking

and planning, the fieldwork in Belgium, Paris, and UK started under lockdown conditions—almost entirely conducted virtually because of the restrictions on group gatherings and physical proximity. However, as Russia was not in lockdown at the time, the fieldwork in Rostov on Don was entirely face to face. The fieldwork was held from April to August 2021. Another significant factor that contributed to the postponement of the launch of the fieldwork was the Second Karabakh War, when on 27 September 2020 Azerbaijan attacked Artsakh (Nagorno Karabakh). A 44-day full scale war ensued between Armenia and Azerbaijan, which ended with a ceasefire agreement signed on 9 November. The mood in the Armenian world in the aftermath of the war was not conducive for ADS research. Thus, in the spring of 2021, the fieldwork for data collection took place in the background of these two major developments. Given the significance and implications of these events, a set of questions were added in the 2021 questionnaire about the pandemic and the 44-day war. It is likely that the opinions and attitudes expressed by the respondents could have been affected by these out of the ordinary circumstances. Indeed, as one 50-year-old France-born Armenian man in Paris said during a qualitative interview: "I am French. I have French nationality. I am Armenian at heart. I do not speak Armenian. But in October [2020, during the Artsakh war] I felt Armenian". *"Je suis français. J'ai la nationalité française. Je suis arménien de cœur. Je ne parle pas l'arménien. Mais on octobre [2020, pendant la guerre d'Artsakh] je me suis senti arménien.*

An exciting aspect of ADS 2021 was the prospect of conducting the survey in Rostov on Don in the Russian Federation. Not only rare are sociological studies of the Armenian community in Russia, but there are virtually no comparative studies with other diaspora communities, such as the Armenian Diaspora Survey. The community in Rostov on Don is different in many ways from the other "classical diaspora" communities—that is, the communities that have been largely shaped in the post-Genocide period and until Armenia's independence in 1991.

Unlike the communities studied so far in the ADS 2018 (pilot), 2019 and 2021 respectively, the Armenian community in Rostov on Don has a different biography. The roots of the community goes back to the 18th century, when over twelve thousand Armenians from the Crimean—a Turkic khanate annexed in 1783 by the Russian Empire—were resettled by a decree of Empress Catherine II. She granted the Armenians some 86,000 hectares of land to build their community. The followers of the Armenian Apostolic Church reached the lower reaches of the Don (river) and founded the city of Nor Nakhichevan and five Armenian villages, which were regulated by the customary law of the Crimean Armenians until the 19th century. Indeed, until the Russian revolution in February 1917, the composition of the Nakhichevan City Duma and the council remained wholly or predominantly Armenian, reflecting the make up of the population. Nor Nakhichevan had the status of a city until 1928 when it was merged with Rostov. Many notable Armenians originate from Nor Nakhichevan, such as the writers Raphael Patkanian and Mikayel Nalbandian, Catholicos Gevorg VI of All Armenians, painter Martiros Saryan, political leaders Alexander Miasnikian and Simon Vratsian, and others.

Between 1989 and 2001 the size of the Armenian community in Rostov nearly doubled. According to the 2010 census, there are over 110,000 Armenians in the Rostov Oblast, which is part of the Southern Federal District of Russia. Today the

Armenians are nearly 3% of the population of Rostov on Don. Nevertheless, the community is not homogeneous. It includes Armenians who trace their roots to the original Crimean settlers, who in turn trace their ancestry to the medieval Kingdom of Ani, it includes the descendants of some of the survivors of the Genocide who had settled there after WWI, the survivors of the pogroms and massacres in Azerbaijan in the dying days of the Soviet Union, and the economic migrants who had come there in the 1990s and 2010s from Armenia and Georgia.

The historical, socio-cultural and political profile of the Armenians in Rostov on Don makes this community an outlier in the ADS 2021 survey, i.e., their views and opinions are inconsistent with the majority of the data collected from the communities in the “classical diaspora” of Belgium, Paris and the United Kingdom. As such, the results of Rostov on Don are reported separately in this report, while the results of the other three communities are reported together—although a column for Rostov on Don is added in the tables for comparative purposes.

Another exciting aspect of ADS 2021 is the inclusion of one of the “new diasporas” in the survey: the Armenian community of Belgium. While the roots of the community goes back to the 19th and early 20th centuries, today, the larger portion of the community is made of Armenians from Armenia—this is reflected in our data also—who have settled in Belgium starting in the 1990s. A large portion of the community are professionals and more than 65% have higher education degrees, as it is the case with Armenians in Paris and UK. In 1990, when the first Armenian Church was built in Brussels—which was also open for use by Armenian Catholic and Evangelical churches—the size of the community was about 3500 members. Today, there are an estimated 20,000-25,000 Armenians in Belgium.

The Armenian communities in Paris and the United Kingdom have similar historical roots in the 19th and early 20th centuries and post-Genocide “biographies”. There are an estimated 200,000 Armenians in Paris (more than 600,000 in the whole of France) and an estimated 20,000-25,000 in the United Kingdom, largely living in the Greater London region. As in the case of virtually all figures about the number of Armenians living in the diaspora, the population figures presented here are guestimates provided by community organisations or individuals who are active in the community. There are no reliable population studies or census on the Armenian diaspora.

Highlights of the opinions in the 2021 study

This section presents the views and opinions expressed during the 2021 survey on a number of themes. The “average” figures provided below are the combined percentages of the results in **Belgium, Paris** and the **United Kingdom—Western Europe for short. Rostov on Don** is excluded in the averages for the reasons explained above. Figures for Rostov in this section are given for comparative purposes only; they are not averaged with the other three communities.

Armenian Identity

More than half (54%) of the Armenians living in Western Europe consider themselves hyphenated Armenians, that is, their Armenianness goes hand in hand with their sense of belonging to the society or country where they were born or live now (Q1)—for example, Armenian-British, Belgian-Armenian, French of Armenian origin (*Français d'origine arménienne*), or “percentile” (half, quarter or part) Armenian. Four in ten (40%) identify themselves as solely “Armenian.” When asked in what ways they define their Armenian identity (Q2), “Family” is the most important defining element: nearly two in three (65%) respondents in Western Europe mentioned it among the responses, with a bigger proportion of UK Armenians doing so (72%). This was closely followed by “Armenian language” (63%). The third most important defining element is “Armenian culture” (food, dance, music, etc.) with 43.5%. These three were also top responses in the communities surveyed in 2019. Other elements noted in Western Europe are “Christian heritage and belief” (31%), “Pride in Armenian history” (29%) and “the Genocide” (27%). Interestingly, the Genocide is less important in Rostov at 13%.

When asked to share the geographic location that they consider part of their identity as an Armenian (Q4), the overwhelming majority in Western Europe say “Armenia/Yerevan” (58%), “Artsakh” (10%) and “Ararat” (8%). In communities surveyed in 2019, the figure for “Armenia/Yerevan” was 19%.

Fluency in Armenian

Nearly **six in ten** (56%) say they are “fluent” in the Armenian language (Q7), higher fluency is reported in Belgium (67%) and Rostov on Don (63%), but less than half (48%) in Paris. Overall, 20% consider their level of fluency to be “intermediate” and 11% “basic”. About one in ten knows only “some words or phrases” in Armenian. The figures for all categories of responses about language fluency are similar to ADS 2019 results.

A number of languages are used in communications between **parents and children** in the surveyed communities. When asked which languages they use to speak with their parents and children, and which language is dominant in their communication, the responses were as follows:

Which language (Q8.4, Q8.8)	is/was the dominant language in your communication with your parents ?	is/was the dominant language in your communication with your child(ren) ?
Eastern Armenian	29% (Belgium 45%)	17% (Belgium 32.5%)
Western Armenian	19.5% (Paris 23%)	10% (Paris 12%)
English	14.5% (UK 35%)	14% (UK 35%)
French	24% (Paris 48%)	27.5% (Paris 54%, Belgium 32%)
Dutch	(3% in Belgium only)	(4% in Belgium only)
Russian	2% (UK 3%, Rostov 23%)	0.5% (Rostov 27%)
Nor Nakhichevan dialect	(32% in Rostov only)	(19% in Rostov only)

Community challenges

Four in ten (41%) of Armenians in Western Europe mentioned **“Lack of strong visionary leadership”** among the challenges to the strength of the community (Q9). This is followed by **“Lack of interesting/engaging Armenian community activities”** (33%) and equally **“Lack of events that interest young people”** (33%). Other challenges are considered less critical: **“Desire/pressure to assimilate”** (22%), **“Lack of opportunity to learn/speak Armenian language”** (22%), and **“Lack of Armenian community spaces”** (21%). These figures are broadly in line with the results of communities surveyed in 2019.

Need for activities in local communities

The need for **“lectures and activities on Armenian history, language, art, music, cooking, dance”** (Q10) is indicated as one of the top priority needs in the community—as in communities surveyed in 2019—by **nearly half of the respondents** (48%), more so by the younger 16-24 age group (56%). This is followed by **“Armenian schools”**(39%), with a higher proportion of respondents in Rostov (46%) mentioning them. The third highest in the list of choices is the need for **“Children’s cultural activities, summer camps, scouts”** (36%), more so in Belgium (49%) and Rostov (57%). As in ADS 2019, **“Professional networks”** are also in demand by more than a third of the respondents in Western Europe (35%).

Regarding schools, when asked **“Would you send your children to an Armenian day school?”** (Q17), **more than half** (52%) say **“Probably yes”**, a higher proportion of the 25-34 age group (65%) and Armenians in UK (62%). Only **10%** say **“Probably no”** and **13%** **“have not decided yet”**. A larger proportion of respondents in Western Europe say **“Probably yes”** (62%), when asked whether they would send their children to **“after-school/weekend Armenian classes/programs”** (Q19)—the younger generations of 16-24 (82%) and 25-34 years old (81%) and Armenians in Belgium (78%) scored higher on this question.

Community and political engagement

The 2021 survey suggests there are practical reasons that affect engagement with the community. When asked about the reasons why they **“do not regularly attend any Armenian cultural, charitable, professional, compatriotic, scouting, sport, or youth related events”** (Q13), about **a quarter** (23%) of the respondents in Western Europe say they **“Do not have enough time”**. In Rostov on Don, half of the respondents (50%) say they don’t have enough time. Among other reasons that hinder participation in community life, almost **two in ten** say **“Long distance to events and meetings”** (19%), **“Timely information about relevant or interesting events”** (19%), and the lack of **“Events/organizations” that interest them or are relevant to them** (17%). These figures are close to the views of the respondents in communities surveyed in the previous round.

When asked whether they are **“actively involved with Armenian political parties or movements”** (Q11) **nearly eight in ten** (77%) say they do not have any affiliation with Armenian parties or movements. Even more Armenians in Belgium (83%) and Rostov (95%) are not affiliated. However, this does not mean that there is no interest in political activities. Overall in Western Europe, about **two in ten** (16%) say they are politically active in Armenian affairs but outside the established Armenian parties or movements—slightly more in Paris (20%), less in Belgium (12%), but, not surprisingly, even less in Rostov (2%).

To gauge **political views**, a set of two statements (Q29-Q32) were presented to the respondents and asked which statements are the closer ones to their views—for example: (a) “We should prioritise economic growth in this country, even if it means that some people will suffer,” or (b) “We should make an organised effort to help poor and disadvantaged people in our society even if it means slower economic growth.” The responses suggest, with some exceptions, that overall Armenians living in the four communities of the study tend to be open-minded about wider societal issues—such as economic growth, refugees in the country, helping other nations in need, etc.

A question (Q52) in the survey is related to views on LGBTQI. When asked which opinion was closer to their views, overall **seven in ten** (69%) of the respondents in Western Europe say **“Yes, one can be LGBTQI and be part of the Armenian community”**, less thought so in Belgium (60%) and, predictably, fewer in Rostov on Don (15%). Overall in Western Europe, **two in ten** of the respondents say they do not have an opinion on the issue or “Don’t know”. Only about **one in ten** (12%) say **“No, one cannot be LGBTQI and be a part of Armenian community”**; not surprisingly, this is the view of the majority of the Armenians in Rostov (62%), given the laws and attitudes in the Russian Federation.

Church and religion

More than half (54%) of respondents in Western Europe say they **“believe in God”** (Q22) and **nearly two in ten** (18%) say they **“believe in a spiritual force”**. Another **two in ten** say they are **“Atheist”** (14%) or **“Agnostic”** (9%). Regarding church affiliation (Q21), **out of ten** Armenians, about **seven** are **Apostolic**, **one** is **Catholic** or **Protestant**, and **two** are not affiliated with any church. In Rostov on Don, seven in ten (69%) “believe in God”. In the communities surveyed in 2019, the “belief” figures were higher: 69% had indicated that they “believe in God” and 15% believed in “a spiritual force”.

Even as **eight in ten** (82%) say that **Christianity is “Very/Fairly important” to Armenian identity today** (Q26), about a **third** (34%) say **“An Armenian can be of any faith or religion”** (Q25) and closely behind **28%** believe that **“An Armenian can only be Christian”**. About **two in ten** (22%) say **“Religion is not important to being Armenian.”**

Homeland, Armenia, Arstakh

The responses to a multiple-choice question about “homeland” (Q33) suggest that there are varieties of perceptions about idea. The top two choices have equal percentages in this round of the survey: **45%** say **“homeland” is the country where they were born**—a higher percent of respondents in UK (49%) and even higher in Rostov on Don (75%)—and another **45%** said the **Republic of Armenia**. About **three in ten** respondents say homeland is **“My ancestors’ place of birth”** (30%) or **“the country where I live now”**(28%).

When asked if they have **“ever visited Armenia or Artsakh”**(Q34), **eight in ten** (81%) say they have **visited Armenia once or more**—as follows: “once” 17%; “2-3 times” 19%; “more than 3 times” 45%. About **seven in ten** (69%) **“have plans and intend to visit the Republic of Armenia within the next two years”** (Q35), but fewer Armenians (45%) in Rostov on Don have such intentions.

More than half of the respondents in Western Europe say they would not consider **“living permanently in the Republic of Armenia”** (Q36). This is the case for three-quarters of the respondents (75%) in Rostov on Don. About **three in ten** (28%) say **“Yes, I hope to move there one day, but don’t have concrete plans”**. In the communities surveyed in 2019 which was conducted after the Velvet Revolution in Armenia, 43% had expressed hope to move to Armenia.

The Second Karabakh War

Given that the survey was conducted in the aftermath of the Second Karabakh War (September-November 2020), a set of questions was added to this round of ADS about what is also known as the 44-Day War.

When asked if they took **“any specific action during the war in support of Armenia and Artsakh?”** (Q42), **eight in ten** (77%) say **“Yes”** they did, higher portion of the youth, nearly **nine in ten** (87%) in the 16-24 age group. In Western Europe, the top four actions taken were: **“making donations”** (71%), **“educating non-Armenian friends about the conflict”** (59%), **“taking part in protests”** (46%) and **active involvement in social media** (31%). In the latter three categories, the 16-24 age group was active in larger numbers (77%, 60% and 59% respectively). Not surprisingly, only 4% took part in protests in Rostov on Don.

Regarding the signing of the **9th November ceasefire agreement** (Q44), **nearly half** (48%) of the respondents in Western Europe think that **“the Prime Minister of Armenia was right to sign the document”**, while about **a quarter** (23%) say **“No”**, and nearly **a third** (29%) of the respondents **do not have an opinion** on the matter. Interestingly, a larger percent (58%) of the 55+ age group think that the Prime Minister was right, while a larger percent of the youngest age group say “No,” he was not right. **Nearly half** (45%) of the respondents in Rostov on Don do not have an opinion on the question, while 40% say he was right, and 15% he was not.

Opinions about the war are divided (Q49): **Nearly half** (49%) of the respondents thought **“The war in Artsakh was imposed on the Armenians”** and **four in ten** (40%) thought **“The war in Artsakh was avoidable through diplomatic negotiations.”** Interestingly, only a quarter (25%) of Armenians in Rostov on Don think that the war was “imposed.”

When asked which of the two statements in the questionnaire are closer to their views (Q46), **nearly half** (46%) of the respondents in Western Europe say **“Armenians and Azerbaijanis will always be enemies”**, higher percent of respondents think so in the 16-24 age group (59%) and less among the 55+ age group (39%). Only about **two in ten** (23%) say **“Armenians and Azerbaijanis can live peacefully side by side, under the same jurisdiction”**, but **three in ten** (32%) say **“Don’t know/None of the above”**.

The large majority of respondents in Western Europe, **seven in ten** (72%) say, **“No matter what, Nagorno Karabakh should be independent or part of Armenia”** (Q47). A higher percentage of the 16-24 age group (77%), as well as Armenians in Belgium (83%) and Paris (81%) expressed this opinion, compared to 63% of the respondents in Rostov on Don.

Diaspora support to Armenia

The majority in Western Europe (65%) think that the **diaspora communities should support Armenia** (Q39) in **“Economic development and job creation”** as top priority. This is followed by **“Education”** (58%), **“Security”** (45%), **“Healthcare** (41%), **“Infrastructure”** (39%), and **“Human rights, democracy building”** (38%). These figures are similar to the responses in the communities surveyed in 2019. Perhaps not surprisingly, given the post-war situation in Armenia and Artsakh, **“Security”** is one of the top three areas of concern, but it is number one priority (56%) for Armenians in Rostov.

Key takeaways

- As in the previous 2019 survey—which was held in Argentina, Lebanon, Montreal, and Romania—the majority of Armenians in Western Europe identify themselves as hyphenated Armenians, that is, their Armenian identity is congruous or comingled with the local identities of the societies, cultures and countries where they live today. They consider the family, language and culture as significant defining aspects of Armenian identity.
- Christianity and church affiliation are indicated as important aspects of being Armenian, however it does not necessarily mean high level of religiosity. Christianity and the Armenian Apostolic Church are viewed more as part of **“Armenian culture”** rather than as purely religious institutions. Indeed, religion is not important for a quarter of Armenians in Western Europe. Another quarter of Armenians in Western

Europe are not affiliated with any church. Community members share a variety of perceptions of religion, including atheism, agnosticism, and lack of religious attitudes. There are more nuanced views on personal spirituality outside the Armenian religious institutions.

- Despite the concerns in recent years for the decline of the Armenian language, about three-quarters of Armenians in the three communities of Western Europe consider themselves fluent or intermediate *speakers* of Armenian. Armenian culture (food, dance, music, literature, etc.) is a vital part of being Armenian and is essential in community life. There is demand for high-quality Armenian education and cultural activities in these diaspora communities.
- The need for visionary leadership is considered a top priority for the vitality of the communities in Western Europe. There is high demand for more interesting cultural and educational activities (such as schools or after school activities) in community life. These critical needs were also high on the list of priorities in ADS 2019.
- There is a variety of perceptions of the “homeland”. Even as the Republic of Armenia is considered the “homeland” for about half of the Armenians in Western Europe, as an independent state and country, Armenia is an important point of reference for the Diaspora. Since Armenia’s independence, large percent of diasporans in Western Europe have visited Armenia and equally large number express intention to visit Armenia in the near future. However, there is less interest in permanently moving to the Republic of Armenia.



Excerpt, Arthur Sargsyan, "Show Window", 2001, Modern Art Museum, Yerevan.

Methodology

Hayk Gyuzalyan, Arpine Aghjoyan

The 2021 survey was organized in Armenian communities in four countries: United Kingdom (Greater London, Manchester, Birmingham), Belgium (Brussels area), France (Paris and surroundings within Île-de-France), and Russia (Rostov on Don with surroundings). The survey covered people who are normally resident in these four communities and who consider themselves Armenian, without further restrictions on whether “Armenian” is defined by origin, by ethnicity, by self-description or by choice. The survey was open to all respondents aged 16 and over.

Specific conditions

The fieldwork for what was to be 2020 round of ADS was significantly delayed due to several unforeseen events related to the Covid-19 pandemic. Starting from March 2020, governments started imposing restrictions on travel, in person meetings, and other areas of daily life, due to the developing COVID 19 pandemic. The initial consensus was that the restrictions were only for a limited time, and the ADS Academic Advisory Committee decided to postpone the start of the fieldwork until normal conditions were restored. By August 2020, it was becoming obvious that the pandemic is going to take a longer time, and as such, preparations for the round were in place to launch the fieldwork in September. However, the attack of Azerbaijan on Artsakh (Nagorno Karabakh) and the 44-day war made it impossible to engage in survey activities in Armenian communities. In January-February 2021, following discussions, the Academic Advisory Committee added another module of questions covering the war in Armenia and Artsakh and a section on the effects of the pandemic. It was decided not to wait until the end of pandemic and follow through with the fieldwork.

The COVID 19 pandemic developed at different paces and speed in different parts of the world. The Western European countries were in and out of lockdown regime during the time of ADS fieldwork (April-August 2021), whereas in Russia there were very few restrictions at that time. The individual country restrictions varied a little through the period of the fieldwork, but in general, public gatherings were banned or severely restricted in Western Europe. The religious services were exceptionally allowed, with the restrictions on the number of people attending. Educational activities were restricted for the most part, in particular, parents were not allowed inside the schools. The traditional survey design model used by ADS relies on the public community event to collect a significant number of questionnaires at community gatherings, in particular, with the view of engaging the respondents more fully through in person recruitment, and to engage respondents who are traditionally

less likely to complete the questionnaires online (such as older respondents). This component of the survey design did not work as intended in the middle of pandemic. For instance, in the UK, despite the numerous efforts to engage with the respondents in person, and distribute paper questionnaires through weekend schools and other facilities, only five paper questionnaires were completed, less than 1% of all completed. Many respondents who happened to attend restricted events, used the paper questionnaires to complete the questionnaires online, including on their smartphones during the event. In contrast, the restrictions were very liberal in Russia, and the fieldwork was carried out virtually under normal conditions. The public gatherings were restricted, but broadly allowed, travelling and educational activities were not restricted. Mask wearing was the main restriction for social interactions but not very strictly enforced and followed. As a result, the prevailing majority of the questionnaires were completed on paper, with only about 2% of questionnaires completed online.

Questionnaire

Questionnaire development process

The questionnaire was based on the Armenian Diaspora Survey 2019 questionnaire, taking into consideration the results and the feedback received during the data collection in 2019. Some questions were reformulated, some questions were removed to reduce the completion time and respondent burden, and some response options were revised based on the lessons learned in the previous stage of the project.

Questionnaire versioning: country variations, country-specific questions

The questionnaire was designed, discussed and finalized in English as the source language. Following the finalization of the source questionnaire, it was adapted for each community, by changing questions related to local political elections and processes. All the questionnaire versions have 70 questions that are the same for all the countries (the country name is added to the question in A1, A28 and A57). In three countries, community specific questions were added at the end of the questionnaire: United Kingdom 4 questions (QUK1-QUK4) were added, Belgium 5 questions (QBE1-QBE5), France 4 questions (QFR1-QFR4). No country-specific questions were added in the Russian questionnaire.

Scripting

SurveyMonkey (now Momentive) platform was used for online polling. As the questionnaire versions vary country by country, a separate link with the questionnaire was created for each country and for each language. Overall 12 online questionnaires were created: 3 for UK (English, Eastern Armenian, and Western Armenian), 4 for Belgium (French, Eastern Armenian, Western Armenian and Dutch), 4 for Paris (French, Eastern Armenian, Western Armenian, Turkish), and 1 for Russia (only Russian).

Printing and layout

ADS uses two modes of data collection: online and paper self-completion. Amid COVID-19 restrictions, paper questionnaires were less frequently utilized than in other rounds of data collection. Still, the paper questionnaires were formatted into printable versions and distributed in key community centres. The completed paper questionnaires were collected, scanned, and entered into the database.

Questionnaire translation

The finalized questionnaire for each community was translated from the source language (English) into fieldwork languages: Western Armenian, Eastern Armenian and most commonly used languages in relevant Armenian communities: French for Paris, French and Dutch for Belgium, and Russian for Rostov-on-Don. Although at the start of the fieldwork a need for Turkish language questionnaire in Paris was considered useful — for Armenian immigrants from Turkey — there appeared no interest in completing the questionnaire in Turkish.

TRAPD model (translation, review, adjudication, pre-testing and documentation)

TRAPD model of translation survey questionnaires is considered the least prone to errors and most likely to maximise the equivalence in multi-country survey research data collections. TRAPD stands for Translation, Review, Adjudication, Pre-test and Documentation. A team of three people worked on the translation from the source English language to each target language. Two translators made independent translations, which were then reviewed by the survey manager in each country. The discrepancies between the translated versions were documented in a separate file and the survey manager acting as adjudicator, made a decision on whether to use the translation 1, translation 2 or to use a different wording. The translated versions were tested before the start of the fieldwork and small final corrections were made in the piloting stage. Other fieldwork materials were translated using single straight translation.

Sampling in Rostov on Don

An important distinction between the community in Rostov on Don and the communities in Western Europe is the history of the formation of these communities. In Russia, the Armenian community established settlements in the southern borders of the Russian empire in 1780s-1790s. Armenian communities have continuously lived there without interruptions to present day. A significant portion of the Armenian population in Rostov Oblast live compactly in five villages in Miasnikov Raion, where they are a significant proportion of the population, estimated between 30% and 50% in different villages. The high proportion of Armenians in these households, i.e., incidence rate, makes it possible to recruit respondents through in-person contact. Nowadays, this situation is very rare in Armenian diaspora communities. Although in many communities high number of Armenians live in

certain neighbourhoods, the proportion of Armenians among the general population of such neighborhoods rarely exceeds 5%-10%, which makes it impractical to conduct the fieldwork by contacting the households in person. However, this is possible in Rostov on Don, and part of the fieldwork was conducted using in person household interviews in three villages.

Data collection

The fieldwork, as planned, started in April 2021 in all the communities. The fieldwork concluded in August 2021. The questionnaires in UK, Belgium and Paris were shared in online platforms. Although the online survey was available also in Russian, the main portion of the fieldwork in Russia was mainly organized as a face to face household survey through random walk in major communities in Rostov oblast, as well as through circulating questionnaires through community organisations in smaller communities.

Social media strategy

For the effectiveness of data collection, special social media strategy was designed and implemented throughout the fieldwork period. Facebook and Instagram were the main platform for sharing the questionnaire links and information.

Given the restrictions of the pandemic, the main promotional activities were confined to social media, ADS website, personal networks and contacts. A sub-team concentrated on Facebook and Instagram, and to a lesser extent Twitter. A series of specially designed flyers, graphics and video clips were produced for publicity and information. Particular attention was given to motivational messages to encourage participation from the widest possible spectrum of community members.

A detailed schedule for weekly Facebook postings was created and managed by a sub-team. Information (flyers, graphic announcements), questions (“Did you know...” posts, highlighting results from previous ADS surveys), video clips, photos, and calls for action were posted in Armenian, English, French, Dutch and Russian languages on ADS page. The posts were then shared by various local Facebook groups and pages identified by the ADS team in the survey communities. Local Armenian churches, schools, cultural and educational organizations, as well as generic groups of interest - - such as the “Armenian Genealogy Group”, “Armenian Coffee Lovers”, etc. -- were asked to post ADS appeals on their social media pages.

In Russia, local promotional materials and platforms were used for information sharing, especially V Kontakte, the most popular social media platform among Russian-speaking communities. Moreover, Armenian daily newspapers published information on online polling.

Number of questionnaires collected by country, mode, language

Location	Language	Online	Offline	Total
Belgium	French	323	3	326
	Eastern Armenian	238	48	286
	Western Armenian	39	0	39
	Dutch	73	0	73
	Total	673	51	724
France	French	915	28	943
	Eastern Armenian	67	0	67
	Western Armenian	64	2	66
	Turkish	3	0	3
	Total	1049	30	1,079
United Kingdom	English	872	2	874
	Eastern Armenian	94	0	94
	Western Armenian	43	3	46
	Total	1009	5	1,014
Russia	Russian	36	1001	1,037
	Total	36	1001*	1,037
Grand total		2767	1087	3,854

**As the data collection in Rostov was mainly offline with printed out questionnaires, the Russian research team was responsible for the data entry of all the offline questionnaires.*

Data processing

In total, 3,854 questionnaires were collected across all four locations, through self-completion questionnaires and online completions. Out of those, 1,520 questionnaires were removed from the final dataset at the data cleaning stage and are not included in the reporting and analysis for several reasons. Some of the completed questionnaires did not represent respondents defined by the survey population. In particular, the following qualifiers:

1. Residing in the country and location where the survey takes place. There were no strict requirements on the exact residence of respondents at the time of fieldwork, but one of the objectives is to provide a snapshot of the community at one point in time. The IP origins of the completed questionnaires are kept by the online surveying tool. Tests were run using several different instruments (Info by IP and Geo IP) which allow identification of the country of origin of computer IPs. Those which were unequivocally identified as being originated outside of the study country were removed. In a minority of cases, different IP verifying instruments provided different responses on the country of origin, in those cases the interviews were kept in the dataset. Three online tools for IP checking were used: infobyip.com, ipinfo.io, showmyip.com. Based on the IP check results, 329 interviews were disqualified as the IP did not match the country of the survey.

2. 5 questionnaires were removed from the database, because 3 respondents were born in 2006, 1 in 2007 and one was missing year of birth.
3. 1,158 questionnaires were removed based on the low item response rate. All questionnaires which had fewer than 50% questions answered, were removed from the database.
4. As part of Quality Control measures, the completion time was measured for each online interview. All questionnaires which had less than 60% of the median interview length, were deemed as untrustworthy and were removed from the database; 33 questionnaires were removed based on the time that the respondents took for questionnaire completion.
5. 77 were moved from one country database to another, as suggested by IPs and comments in the questionnaire. The European countries used the same languages for surveying, e.g., English was offered as a language for completion in Belgium and the UK, French was offered in Belgium and France. Several respondents filled in the questionnaires with the correct completion language but customized for the wrong country of residence.

Completed questionnaires by location and language of completion

Overall, 2,334 completed questionnaires were considered valid and were used for analysis and reporting. The tables below show the number of questionnaires by mode of completion and language of completion in each survey location.

Location	Language	Total valid questionnaires
Belgium	French	175
	Eastern Armenian	120
	Western Armenian	9
	Dutch	32
	Total	336
France	French	449
	Eastern Armenian	19
	Western Armenian	28
	Turkish	0
	Total	496
United Kingdom	English	449
	Eastern Armenian	57
	Western Armenian	19
	Total	525
Russia	Russian	977
	Total	977
Grand total		2,334

Data entry and checking

A single combined dataset was created for paper and online questionnaires. The online data was downloaded from SurveyMonkey with all languages and community questionnaire versions combined in one dataset. Completed paper questionnaires were scanned in different locations, with the data entry organized centrally. The combined dataset was created in SPSS. Computer tables were created using question response items and certain aggregated variables as down breaks and key survey variables as cross breaks.

Open-ended responses have been translated from the language of completion to English. Based on the English responses, a coding frame was developed and responses were coded using the coding frame. The finished dataset contains three variables for each open-ended question: the original response, the English translation and the coded response.

Mode of administration

The questionnaire was available for completion in two modes: paper and online. Paper questionnaires were printed and distributed by the research teams in each of the four fieldwork locations. They were primarily distributed by the research teams and were intended for self-completion by respondents. The research team was instructed to ensure certain standards of privacy during the completion of the questionnaires, to avoid the impact of other people influencing the survey responses. However, research team members were instructed to help with questions on the completion and administration of questionnaires. From the practical point of view, it was not possible to completely avoid the influence of other people during the completion of questionnaires, so a special question was added in the questionnaire to indicate whether the questionnaire was completed with the assistance of any other person. This information is contained in the dataset (A67) and can be used to analyze the potential impact of presence of other people on responses to different survey questions.

Data editing, cleaning and coding

As there were questions with open-ended answers and “Other” as an option, there was a need to edit those responses during the data processing stage.

1. In question A4 every entry was checked and, where needed, replaced by the current name of the location in one language. The responses were collected in several languages, and translated into English (Latin transcription). In case the mentioned geographic location was not possible to find, nothing was done and the name of the location was left as it was written by the respondent. The duplicate locations per respondent were removed.

2. In A8 if there was just one language spoken, it was considered as the dominant language and was added in the database (as answer to question A9).
3. In A9 if the dominant language was not mentioned in the list of spoken languages, it was added in the list of languages in the database.
4. A12 was grouped, and if the mentioned organization was political, A11 was recoded where needed. If in A11 the political organization was already mentioned, it was deleted in A12.
5. In A54, A55 and A56 every entry was checked and, where needed, was replaced by the current name of the location. In case the mentioned geographic location was not possible to find, nothing was done and the name of the location was left as was written by the respondent.
6. In A57, if more than one option was mentioned, the earlier generation was considered as an option (for example, if grandparents with their children (parent of the respondent) settled in the country of current residence).

Weighting

The data has been weighted to the known socio-demographic profile in each country using rim weighting procedures. The data has not been weighted to the population size or the size of Armenian community in each country. Thus, it is important to note that the average figures for this (and other) rounds of survey do not represent the views of the Armenian Diaspora as a whole not only because the size of individual communities was not considered for analysis, but also because each round of the survey only reflects the views of four communities, which were selected not at random for each round.

Sources of information for weighting

There is no reliable information about the socio-demographic profile of Armenians in each survey country, in particular, the age and gender breakdowns. It was decided to use for each country the national data on age and gender for the corresponding weighting profiles:

As each country does the census by different age breaks—and as the age split in the questionnaires did not always overlap with the age in the census data—the needed age groups were estimated proportionally. Additionally, the data was weighted by the population of Armenians in each region—to compensate for the inevitable focus of the study on the capital cities in each country. For the population of Armenians in each region, weighting was based on the estimates from the Armenian community. There was no official data on the quantity of Armenians in each community, so the main census data was taken into consideration.

For the data weighting the main factors used were age, gender and region.

For age, the following groups were taken into consideration:

1. 15-24
2. 25-34
3. 35-54
4. 55+

Information sources

Belgium: StatBel Population Estimates 2019; **France:** INSEE National Institute of Statistics & Economic Studies Population Census 2019; **UK:** Office for National Statistics Census 2020 mid-year population estimates; **Russia:** Federal State Statistics Service Census 2010. The regions that were used for weighting in each country: **Belgium:** Brussels, Flanders, Walloon; **France:** Paris Sud, Paris Centre, Paris Nord, France, Other; **UK:** Greater London, UK, Other; **Russia:** Rostov on Don, Chaltyr, Other Rostov oblast

Rim weighting

For finding weighting factors, the rim (Random Iterative Method) weighting technique was used. Rim weighting was chosen instead of cell weighting because the target data (census data), but were no targets for the interlocking cells for these 3 variables: age, gender, region. In the next step, the combination of these 3 variables was created separately for each country. Here are the quantities of combinations per country:

Belgium: 4 age groups x 2 gender groups x 3 regions = 24 combinations

France: 4 age groups x 2 gender groups x 4 regions = 32 combinations

UK: 4 age groups x 2 gender groups x 3 regions = 24 combinations

Russia: 4 age groups x 2 gender groups x 3 regions = 24 combinations

Propensity weighting for using incomplete socio-demographic information

A considerable number of respondents had missing socio-demographic information for age, gender or region. This information is critical for ensuring that the respondents obtain the correct weight for the analysis. A high number of respondents with missing information can present a substantial detriment to the success of weighting process and results of the survey data. We used propensity weighting: the individual responses to other survey questions were used to model the missing responses to weighting questions, i.e., age, gender and region.

Weighted and unweighted profiles for each weighting factor

	Unweighted				Weighted				
	Age group								
Country	16-24	25-34	35-54	55+	16-24	25-34	35-54	55+	
Belgium	8.9%	22.3%	48.8%	19.9%	12.2%	15.5%	31.6%	40.6%	100%
France	9.9%	22.6%	32.9%	34.7%	12.7%	16.5%	31.9%	38.9%	100%
UK	3.8%	14.7%	43.2%	38.3%	13.1%	14.1%	31.2%	41.6%	100%
Russia	20.8%	25.3%	36.2%	17.7%	16.6%	19.3%	36.9%	27.1%	100%
Total	12.9%	21.9%	38.9%	26.3%	14.4%	17.0%	33.8%	34.8%	100%

	Unweighted		Weighted		
Country	Men	Women	Men	Women	
Belgium	33.9%	66.1%	48.8%	51.2%	100%
France	42.1%	57.9%	49.0%	51.0%	100%
UK	43.4%	56.6%	47.8%	52.2%	100%
Russia	44.8%	55.2%	52.4%	47.6%	100%
Total	42.4%	57.6%	50.1%	49.9%	100%

	Unweighted							
	Highest level of education completed							
Country	Incomplete/ less than secondary school	Secondary or high school degree	Vocational or craft training/ Associate's Degree	Incomplete college or university education	Bachelor's degree or equivalent	Master's degree	PhD or professional credential (medical, law, etc.)	Total
Belgium	2.3%	15.1%	6.9%	8.2%	21.1%	37.8%	8.6%	100%
France	2.3%	9.7%	6.0%	5.1%	19.1%	41.7%	16.1%	100%
UK	0.2%	3.9%	5.0%	5.2%	32.4%	36.4%	16.9%	100%
Russia	3.8%	14.5%	18.2%	18.1%	29.4%	12.6%	3.5%	100%
Total	2.5%	11.3%	11.3%	11.3%	26.9%	27.1%	9.7%	100%

	Weighted							
	Highest level of education completed							
Country	Incomplete/ less than secondary school	Secondary or high school degree	Vocational or craft training/ Associate's Degree	Incomplete college or university education	Bachelor's degree or equivalent	Master's degree	PhD or professional credential (medical, law, etc.)	Total
Belgium	2.3%	15.4%	7.7%	9.4%	19.4%	33.8%	12.0%	100%
France	3.0%	9.7%	6.2%	6.0%	20.7%	38.2%	16.1%	100%
UK	0.0%	5.0%	5.0%	8.9%	34.8%	32.0%	14.3%	100%
Russia	4.9%	17.2%	21.4%	17.4%	27.2%	9.5%	2.4%	100%
Total	3.1%	12.7%	12.8%	12.1%	26.6%	23.6%	9.1%	100%

Limitations, lessons learned

1. Multicode limitations: given that the survey was not exclusively online, there is no way to control the amount of selected options. Thus, to avoid inconsistency issues, it is better to have “all that apply”.
2. When asking about geographical locations, specify city, village or a broader locality. In question A4, we have responses from small villages to large geographical areas.
3. There are questions that do not make any sense for the Armenians, who were born and lived in Armenia — for example, how many times have you visited Armenia, or have you learned Armenian language and music, etc.
4. For the question on Homeland, people mentioned actual countries, places and it was not clear whether it was their country of birth, or the place where parents or ancestors were born. It would be better to remove the option “Another place” and make the text of the question clearer.
5. In A25, options 7 and 8 are very close to each other, the difference is subtle. It would be advised to combine the two or leave only one of these options.

Qualitative fieldwork

Qualitative fieldwork was organized simultaneously with the survey. The in-depth interview guide was discussed with the ADS Academic Advisory Committee and finalized by the ADS team (see Annex). In each country, a researcher organized in-depth interviews with the members of the Armenian community. Between 20 and 30 interviews were planned in each community. Recruitment and interviewing were organized around the following quotas, which were deemed essential for the key information in the research: age, gender, immigration generation and engagement (or lack thereof) with the Armenian community. Several other factors were included as important, but targets were not set for those: political party affiliation, occupation / type of work, level of education, religion and use of Armenian language. Quota targets were set at ensuring a minimum number of respondents for each criterion, rather than a proportional representation of the population in each group.

The quotas were set as desirable and efforts were made to achieve the target quotas. However, having four strict quotas with limited recruitment opportunities was not practical. In some countries, certain quotas were not achieved, due to a very small number of people in the community fitting the criteria, combined with the other critical criteria such as engagement with the community, for example, the first generation immigrants in Belgium.

The interviews were audio recorded with the respondents’ consent.

Criterion	Minimum target number of interviews	Achieved number of interviews			
		Belgium	Paris	UK	Rostov on Don
Age / gender					
16-30 male	4	4	5	4	2
16-30 female	4	4	4	3	4
31-50 male	4	2	4	5	5
31-50 female	4	4	6	6	3
51+ male	4	4	6	7	4
51+ female	4	2	6	8	6
Immigration generation					
First generation	4	11	13	15	9
Second generation	4	5	11	11	2
Third and older generations	4	4	6	6	13
Engagement with the community (based on self-assessment)					
Engaged	13	12	19	19	15
Not engaged	13	8	11	14	9
Party affiliation					
No affiliation	Not set	20	26	32	24
Dashnaksakan		0	2	1	0
Ramgavar		0	1	0	0
Hnchakian		0	1	0	0
Profession					
Manual occupation	Not set	1	3	1	n/a
Skilled manual		0	12	2	n/a
Non manual		10	5	19	n/a
Managerial/professional		8	10	10	n/a
Not employed/housewife/retired/intern/student		1	3	1	n/a
Education					
Higher education	Not set	14	26	29	n/a
Less than higher		6	4	4	n/a
Religion					
Armenian Apostolic	Not set	14	25	18	15
Catholic		1	1	2	2
Other Christian		1	3	4	5
Non-Christian		4	1	0	2
Other / non specified				9	
Use of Armenian language					
Native	Not set	8	17	13	15
Intermediate		9	9	13	7
No knowledge		3	4	7	2
Total number of interviews					
		20	30	33	24

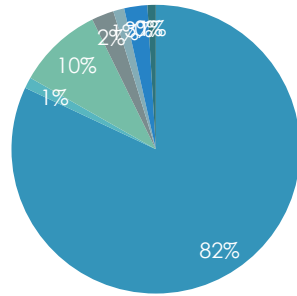
Survey Results

- 1. In the tables presented in this report, it should be noted that the “total” in the “Western Europe” column is the average of Belgium, Paris and the United Kingdom only—excluding Rostov on Don.*
- 2. The percentages are rounded and, as a result, the sum of numbers in individual columns may not add up to 100%. Some questions allow for more than one response, in such cases, the total of individual responses will be greater than 100%.*
- 3. Survey estimates of below 0.5% are rounded to 0%.*
- 4. The column representing “Total” is the result of responses from all respondents, and may not be equal to the arithmetic mean of results presented in the cross-breaks by country, sex, age or others.*
- 5. Not all response options reported in the tables and charts were offered to respondents; some were added as respondents spontaneously offered their own answers. Please refer to the questionnaire in the Appendix for the way the questions and response options were worded.*

Question 1. Which of the following best describes how you think of yourself?

ARMENIAN DIASPORA SURVEY 2021

Q1. TOTAL

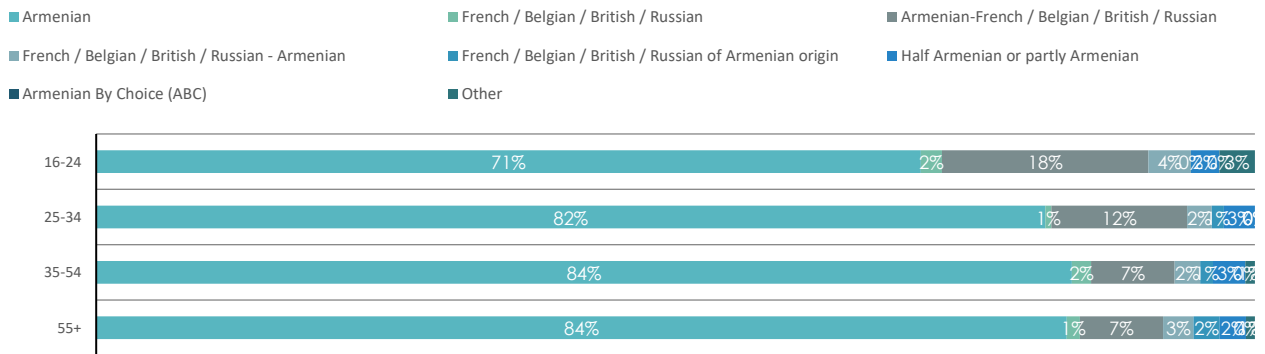


- Armenian
- French / Belgian / British / Russian
- Armenian-French / Belgian / British / Russian
- French / Belgian / British / Russian - Armenian
- French / Belgian / British / Russian of Armenian origin
- Half Armenian or partly Armenian
- Armenian By Choice (ABC)
- Other

Base: All Respondents (969).
Fieldwork dates: Rostov-on-Don Apr-Jul 2021.

ARMENIAN DIASPORA SURVEY 2021

Q1. AGE

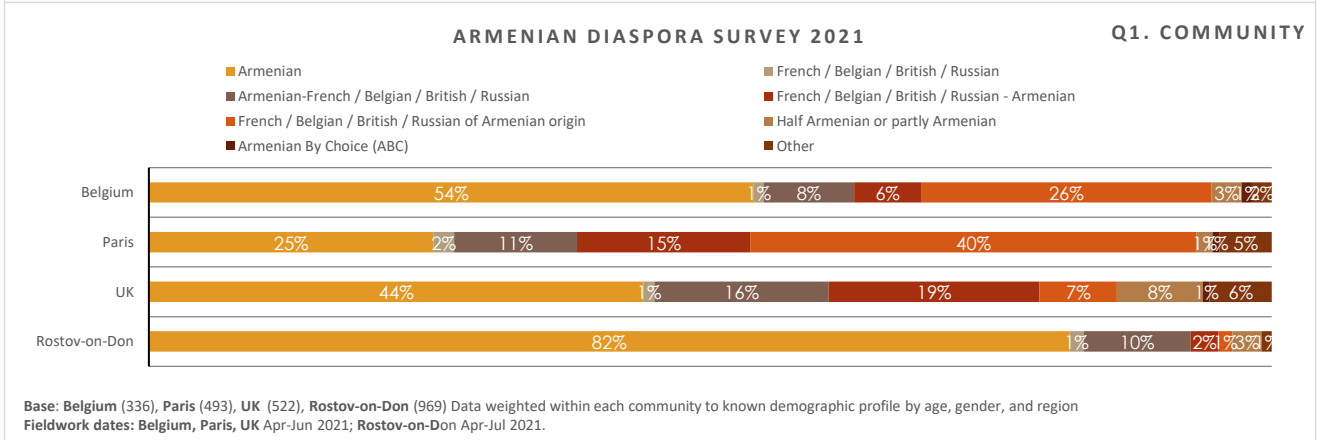
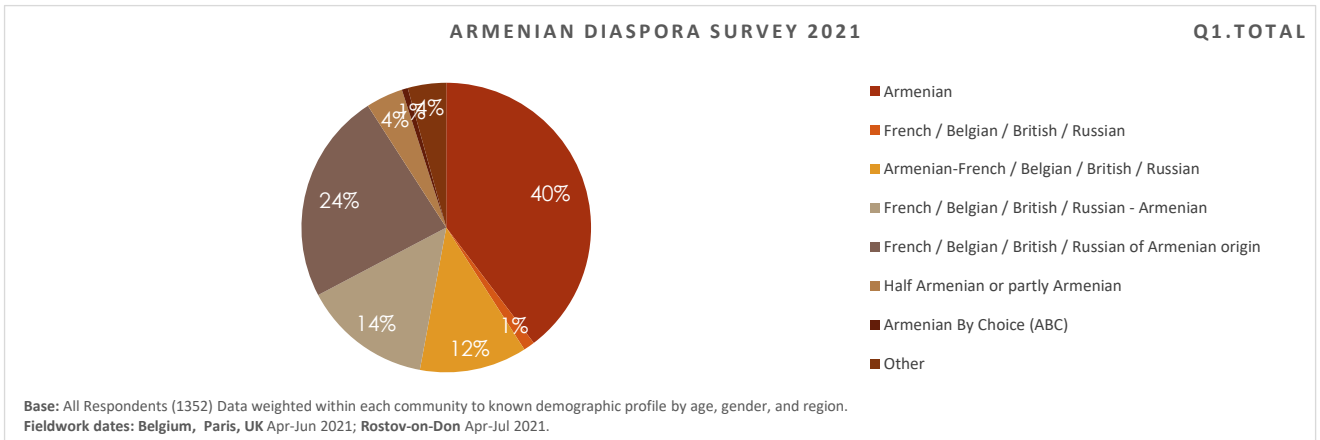


Base: Rostov-on-Don (969).
Fieldwork dates: Rostov-on-Don Apr-Jul 2021.

QUESTION - Single code	Rostov-on-Don	AGE			
		16-24	25-34	35-54	55+
Question 1. Which of the following best describes how you think of yourself?	969	203	247	353	173
		%	%	%	%
Armenian	82	71	82	84	84
French / Belgian / British / Russian	1	2	1	2	1
Armenian-French / Belgian / British / Russian	10	18	12	7	7
French / Belgian / British / Russian - Armenian	2	4	2	2	3
French / Belgian / British / Russian of Armenian origin	1	0	1	1	2
Half Armenian or partly Armenian	3	2	3	3	2
Armenian By Choice (ABC)	0	0	0	0	0
Other	1	3	0	1	1
TOTAL	100	100	100	100	100

QUESTION - Single code	Rostov-on-Don	GENDER		FIRST ARRIVED		
		Male	Female	You	A parent	Grandparent / Earlier gen
Question 1. Which of the following best describes how you think of yourself?	969	438	539	126	311	532
		%	%	%	%	%
Armenian	82	82	82	97	84	78
French / Belgian / British / Russian	1	1	2	0	1	2
Armenian-French / Belgian / British / Russian	10	9	11	0	10	11
French / Belgian / British / Russian - Armenian	2	3	2	0	2	3
French / Belgian / British / Russian of Armenian origin	1	1	1	0	1	2
Half Armenian or partly Armenian	3	3	2	3	2	3
Armenian By Choice (ABC)	0	0	0	0	0	0
Other	1	1	1	0	0	1
TOTAL	100	100	100	100	100	100

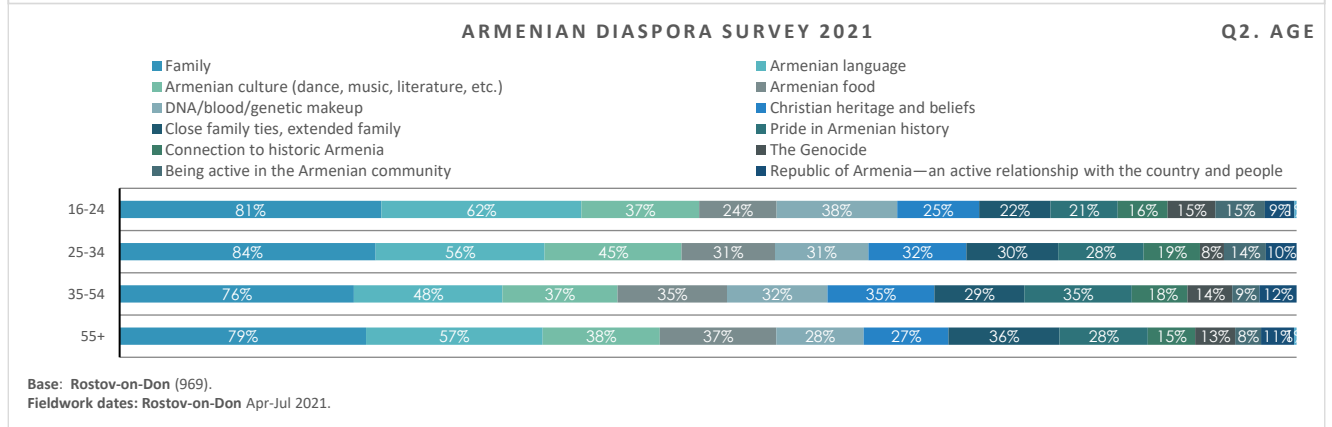
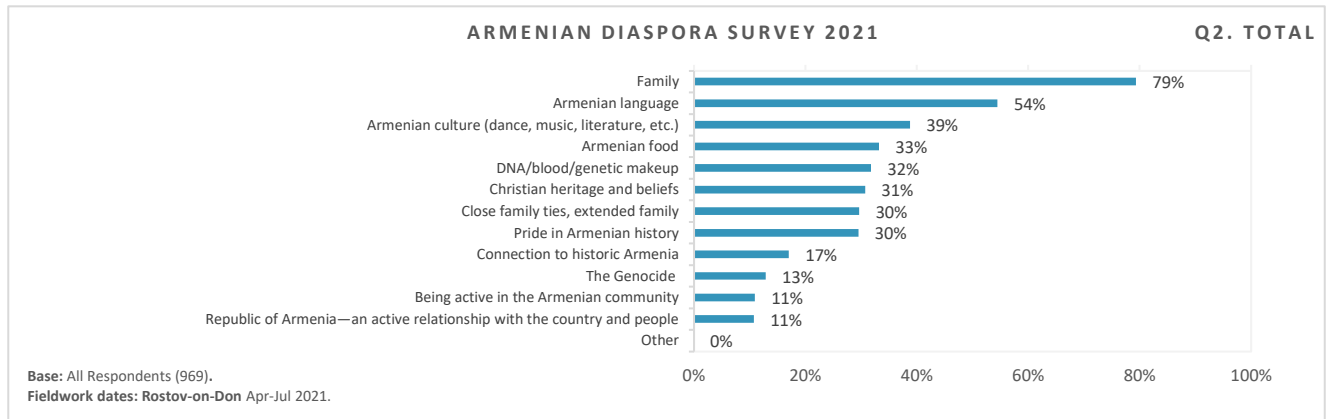
Question 1. Which of the following best describes how you think of yourself?



QUESTION - Single code	Western Europe	COMMUNITY				AGE			
		Belgium	Paris	UK	Rostov-on-Don	16-24	25-34	35-54	55+
Question 1. Which of the following best describes how you think of yourself?	Base=1352	336	493	522	969	173	207	427	545
		%	%	%	%	%	%	%	%
Armenian	40	54	25	44	82	41	42	43	35
French / Belgian / British / Russian	1	1	2	1	1	1	2	0	2
Armenian-French / Belgian / British / Russian	12	8	11	16	10	7	9	12	15
French / Belgian / British / Russian - Armenian	14	6	15	19	2	29	16	13	11
French / Belgian / British / Russian of Armenian origin	24	26	40	7	1	15	17	24	28
Half Armenian or partly Armenian	4	3	1	8	3	1	7	3	5
Armenian By Choice (ABC)	1	1	1	1	0	0	2	1	1
Other	4	2	5	6	1	6	6	4	3
TOTAL	100	100	100	100	100	100	100	100	100

QUESTION - Single code	Western Europe	GENDER		FIRST ARRIVED		
		Male	Female	You	A parent	Grandparent / Earlier gen
Question 1. Which of the following best describes how you think of yourself?	Base=1352	655	696	404	494	342
		%	%	%	%	%
Armenian	40	37	42	64	34	19
French / Belgian / British / Russian	1	1	2	1	1	3
Armenian-French / Belgian / British / Russian	12	11	13	15	14	8
French / Belgian / British / Russian - Armenian	14	15	13	6	16	23
French / Belgian / British / Russian of Armenian origin	24	25	22	5	24	42
Half Armenian or partly Armenian	4	4	4	4	5	3
Armenian By Choice (ABC)	1	1	0	1	1	1
Other	4	5	3	5	5	3
TOTAL	100	100	100	100	100	100

Question 2. In which ways do you define your Armenian identity?



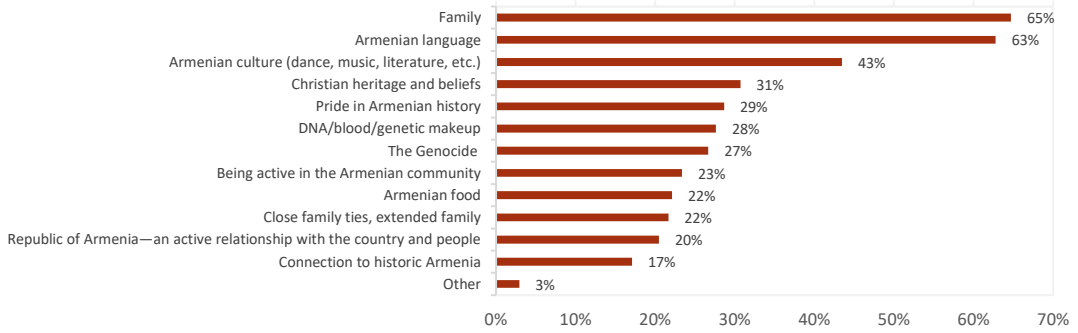
QUESTION - Multicode	Rostov-on-Don	AGE			
		16-24	25-34	35-54	55+
Question 2. In which ways do you define your Armenian identity?	969	203	247	353	173
		%	%	%	%
Family	79	81	84	76	79
Armenian language	54	62	56	48	57
Being active in the Armenian community	11	15	14	9	8
Christian heritage and beliefs	31	25	32	35	27
DNA/blood/genetic makeup	32	38	31	32	28
Republic of Armenia—an active relationship with the country and people	11	9	10	12	11
Connection to historic Armenia	17	16	19	18	15
Close family ties, extended family	30	22	30	29	36
The Genocide	13	15	8	14	13
Pride in Armenian history	30	21	28	35	28
Armenian food	33	24	31	35	37
Armenian culture (dance, music, literature, etc.)	39	37	45	37	38
Other	0	1	0	0	1

QUESTION - Multicode	Rostov-on-Don	GENDER		FIRST ARRIVED		
		Male	Female	You	A parent	Grandparent/Earlier gen
Question 2. In which ways do you define your Armenian identity?	969	438	539	126	311	532
		%	%	%	%	%
Family	79	77	82	89	81	77
Armenian language	54	54	54	61	53	54
Being active in the Armenian community	11	11	11	18	14	8
Christian heritage and beliefs	31	34	27	48	35	26
DNA/blood/genetic makeup	32	35	28	41	38	28
Republic of Armenia—an active relationship with the country and people	11	10	12	24	16	6
Connection to historic Armenia	17	19	15	27	22	13
Close family ties, extended family	30	27	33	34	29	29
The Genocide	13	13	12	27	15	9
Pride in Armenian history	30	29	30	50	37	23
Armenian food	33	31	35	44	36	30
Armenian culture (dance, music, literature, etc.)	39	35	42	47	41	36
Other	0	1	0	0	0	0

Question 2. In which ways do you define your Armenian identity?

ARMENIAN DIASPORA SURVEY 2021

Q2. TOTAL

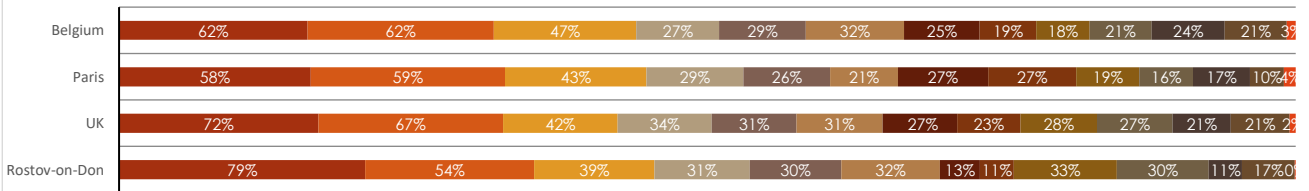


Base: All Respondents (1357) Data weighted within each community to known demographic profile by age, gender, and region.
Fieldwork dates: Belgium, Paris, UK Apr-Jun 2021; Rostov-on-Don Apr-Jul 2021.

ARMENIAN DIASPORA SURVEY 2021

Q2. COMMUNITY

- Family
- Armenian language
- Armenian culture (dance, music, literature, etc.)
- Christian heritage and beliefs
- Pride in Armenian history
- DNA/blood/genetic makeup
- The Genocide
- Being active in the Armenian community
- Armenian food
- Close family ties, extended family
- Republic of Armenia—an active relationship with the country and people
- Connection to historic Armenia
- Other



Base: Belgium (336), Paris (496), UK (525), Rostov-on-Don (969) Data weighted within each community to known demographic profile by age, gender, and region
Fieldwork dates: Belgium, Paris, UK Apr-Jun 2021; Rostov-on-Don Apr-Jul 2021.

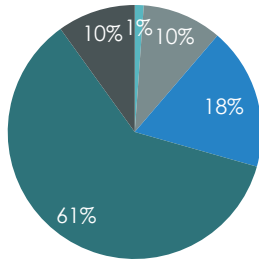
QUESTION - Multicode	Western Europe	COMMUNITY				AGE			
		Belgium	Paris	UK	Rostov-on-Don	16-24	25-34	35-54	55+
		Base=1357	336	496	525	969	173	207	429
Question 2. In which ways do you define your Armenian identity?		%	%	%	%	%	%	%	%
Family	65	62	58	72	79	61	67	68	62
Armenian language	63	62	59	67	54	71	66	62	59
Being active in the Armenian community	23	19	27	23	11	31	20	20	25
Christian heritage and beliefs	31	27	29	34	31	45	28	33	26
DNA/blood/genetic makeup	28	32	21	31	32	39	35	24	24
Republic of Armenia—an active relationship with the country and people	20	24	17	21	11	21	24	22	18
Connection to historic Armenia	17	21	10	21	17	33	22	16	11
Close family ties, extended family	22	21	16	27	30	36	19	26	15
The Genocide	27	25	27	27	13	36	21	25	27
Pride in Armenian history	29	29	26	31	30	50	35	26	22
Armenian food	22	18	19	28	33	44	28	23	12
Armenian culture (dance, music, literature, etc.)	43	47	43	42	39	64	55	43	33
Other	3	3	4	2	0	3	2	3	3

QUESTION - Multicode	Western Europe	GENDER		FIRST ARRIVED		
		Male	Female	You	A parent	Grandparent / Earlier gen
		Base=1357	658	699	399	488
Question 2. In which ways do you define your Armenian identity?		%	%	%	%	%
Family	65	62	67	65	66	61
Armenian language	63	61	64	73	64	52
Being active in the Armenian community	23	25	21	22	24	26
Christian heritage and beliefs	31	34	28	33	28	33
DNA/blood/genetic makeup	28	31	25	28	27	28
Republic of Armenia—an active relationship with the country and people	20	22	19	28	18	18
Connection to historic Armenia	17	24	11	18	13	24
Close family ties, extended family	22	23	20	25	18	24
The Genocide	27	28	26	23	27	31
Pride in Armenian history	29	35	23	22	26	40
Armenian food	22	22	22	19	20	30
Armenian culture (dance, music, literature, etc.)	43	42	45	47	44	38
Other	3	4	2	2	4	4

Question 3. Approximately what proportion of your friends is Armenian?

ARMENIAN DIASPORA SURVEY 2021

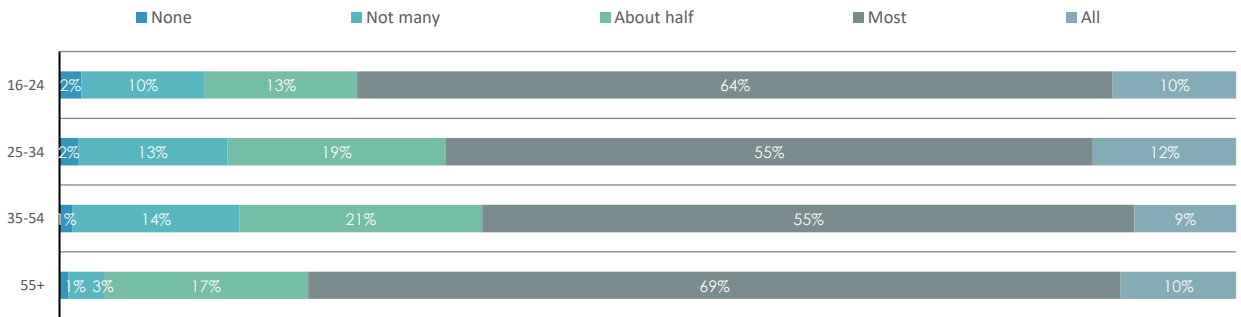
Q3. TOTAL



Base: All Respondents (969).
Fieldwork dates: Rostov-on-Don Apr-Jul 2021.

ARMENIAN DIASPORA SURVEY 2021

Q3. AGE

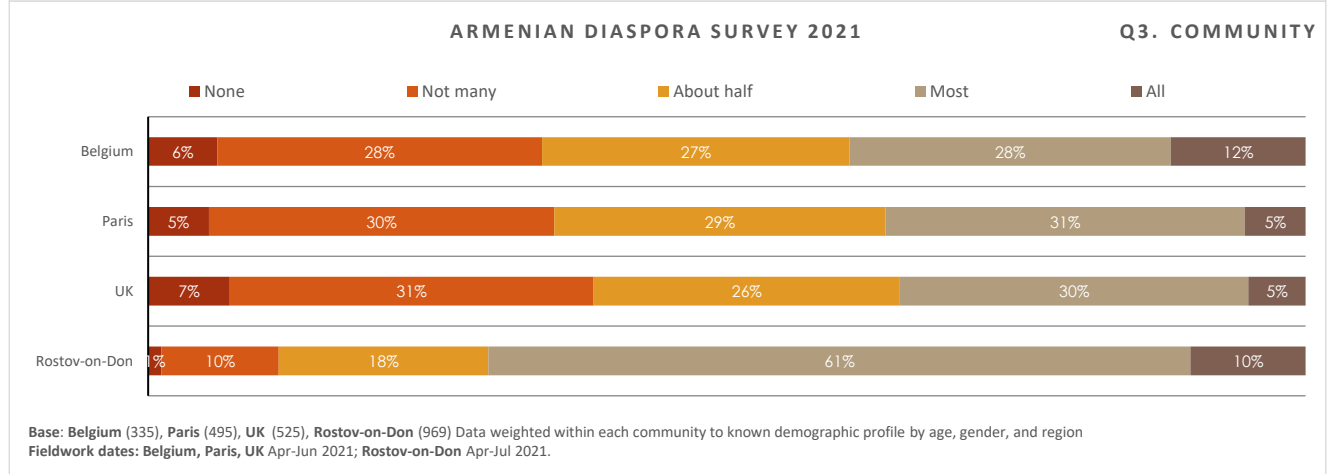
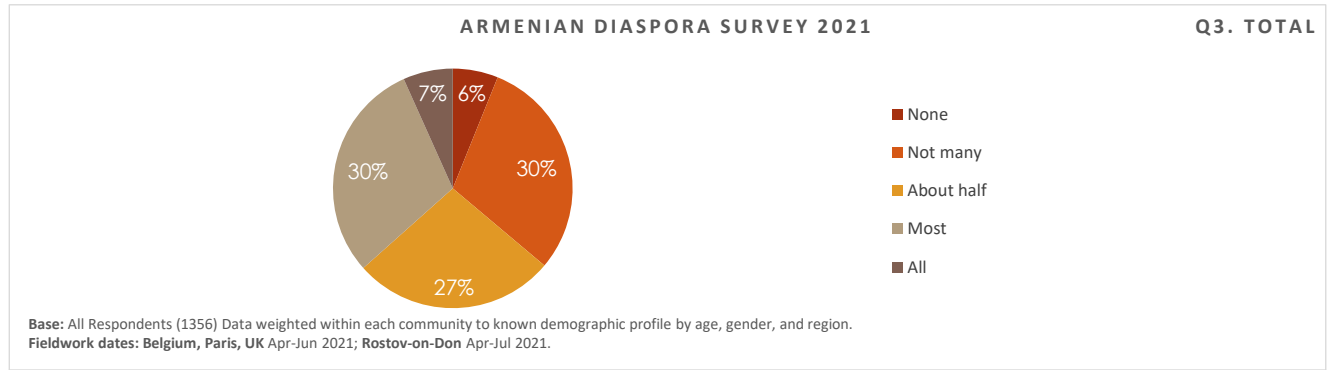


Base: Rostov-on-Don (969).
Fieldwork dates: Rostov-on-Don Apr-Jul 2021.

QUESTION - Single code	Rostov-on-Don	Age			
		16-24	25-34	35-54	55+
Question 3. Approximately what proportion of your friends is Armenian?	BASE=969	203	247	353	173
	%	%	%	%	%
None	1	2	2	1	1
Not many	10	10	13	14	3
About half	18	13	19	21	17
Most	61	64	55	55	69
All	10	10	12	9	10
TOTAL	100	100	100	100	100

QUESTION - Single code	Rostov-on-Don	GENDER		FIRST ARRIVED		
		Male	Female	You	A parent	Grandparent / Earlier gen
Question 3. Approximately what proportion of your friends is Armenian?	BASE=969	438	539	126	311	532
	%	%	%	%	%	%
None	1	1	1	0	1	1
Not many	10	15	6	19	13	7
About half	18	19	18	13	19	19
Most	61	56	65	58	56	63
All	10	10	10	10	10	10
TOTAL	100	100	100	100	100	100

Question 3. Approximately what proportion of your friends is Armenian?



QUESTION - Single code	Western Europe	COMMUNITY				AGE			
		Belgium	Paris	UK	Rostov-on-Don	16-24	25-34	35-54	55+
Question 3. Approximately what proportion of your friends is Armenian?	Base=1356	335	495	525	969	173	207	427	548
	%	%	%	%	%	%	%	%	%
None	6	6	5	7	1	12	10	5	4
Not many	30	28	30	31	10	36	32	29	28
About half	27	27	29	26	18	21	23	27	31
Most	30	28	31	30	61	27	28	31	31
All	7	12	5	5	10	4	7	9	6
TOTAL	100	100	100	100	100	100	100	100	100

QUESTION - Single code	Western Europe	GENDER		FIRST ARRIVED		
		Male	Female	You	A parent	Grandparent / Earlier gen
Question 3. Approximately what proportion of your friends is Armenian?	Base=1356	658	698	404	496	343
	%	%	%	%	%	%
None	6	7	6	3	9	7
Not many	30	32	28	15	33	44
About half	27	28	27	27	25	28
Most	30	26	34	43	28	18
All	7	8	6	13	5	3
TOTAL	100	100	100	100	100	100

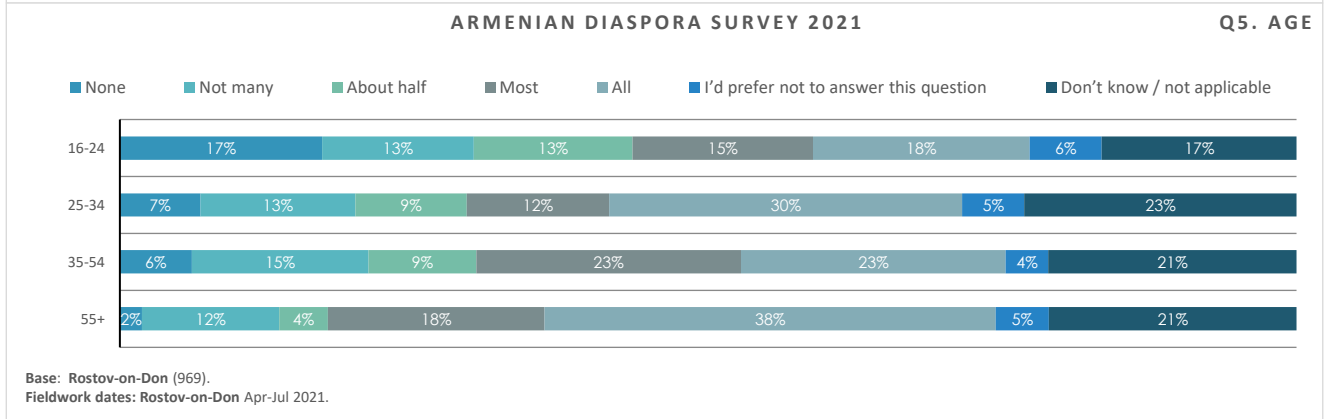
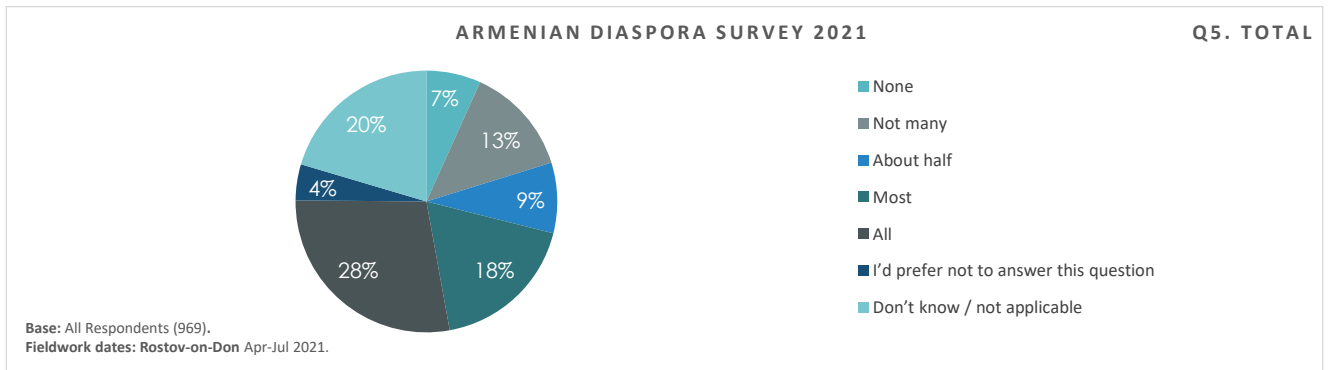
Question 4. Can you share the geographic locations that you consider part of your identity as an Armenian?

Rostov on Don			
	Question 4. Can you share the geographic locations that you consider part of your identity as an Armenian?	N	%
1	CHALTYR	241	26.78%
2	ARMENIA	201	22.33%
3	CRIMEA	127	14.11%
4	YEREVAN	126	14.00%
5	ARTSAKH	102	11.33%
6	ROSTOV ON DON	65	7.22%
7	ANI	63	7.00%
8	MYASNIKOV REGION	62	6.89%
9	ARARAT	43	4.78%
10	RUSSIA	39	4.33%
11	AKHALKALAKI	38	4.22%
12	SEVAN	31	3.44%
13	EJMIATSIN	25	2.78%
14	NAKHIJEVAN	24	2.67%
15	NKR	21	2.33%
16	VILLAGE CRIMEA	19	2.11%
17	BOLSHIE SALY	18	2.00%
18	GYUMRI	17	1.89%
19	SAINT CROSS CHURCH	12	1.33%
20	LENINAVAN	10	1.11%
21	SHAHUMYAN	10	1.11%
22	VANADZOR	10	1.11%
23	WESTERN ARMENIA	10	1.11%
24	ARMAVIR	9	1.00%
25	VAN	9	1.00%
Total		900	

Question 4. Can you share the geographic locations that you consider part of your identity as an Armenian?

Western Europe			
	Question 4. Can you share the geographic locations that you consider part of your identity as an Armenian?	N	%
1	ARMENIA	424	31.4%
2	YEREVAN	360	26.6%
3	ARTSAKH	140	10.4%
4	ARARAT	108	8.0%
5	LONDON	93	6.9%
6	LEBANON	80	5.9%
7	IRAN	65	4.8%
8	UK	65	4.8%
9	VAN	64	4.7%
10	ALFORTVILLE	61	4.5%
11	PARIS	58	4.3%
12	CYPRUS	50	3.7%
13	ISTANBUL	50	3.7%
14	WESTERN ARMENIA	50	3.7%
15	BEIRUT	40	3.0%
16	CILICIA	35	2.6%
17	SEVAN	34	2.5%
18	TURKEY	32	2.4%
19	MARSEILLE	30	2.2%
20	CONSTANTINOPLE	29	2.1%
21	FRANCE	24	1.8%
22	JERUSALEM	24	1.8%
23	SYRIA	20	1.5%
24	GYUMRI	19	1.4%
25	KHARPERT	18	1.3%
26	USA	18	1.3%
27	ALEPPO	17	1.3%
28	HISTORICAL ARMENIA	17	1.3%
29	VENICE	17	1.3%
30	EASTERN TURKEY	16	1.2%
31	EJMIATSIN	16	1.2%
32	LOS ANGELES	16	1.2%
33	SASUN	16	1.2%
34	MARASH	14	1.0%
35	ANI	13	1.0%
36	BELGIUM	13	1.0%
37	MOUSH	13	1.0%
38	TEHRAN	13	1.0%
39	ADANA	12	0.9%
40	BRUSSELS	12	0.9%
41	JAVAKHK	12	0.9%
42	KHOR VIRAP	12	0.9%
43	SHUSHI	12	0.9%
44	ERZRUM	11	0.8%
45	ISSY LES MOULINEAUX	11	0.8%
46	JULFA	11	0.8%
47	KAYSERI	11	0.8%
48	MIDDLE EAST	11	0.8%
49	SYUNIK	11	0.8%
50	MANCHESTER	10	0.7%
51	TATEV	10	0.7%
	Total	1357	100

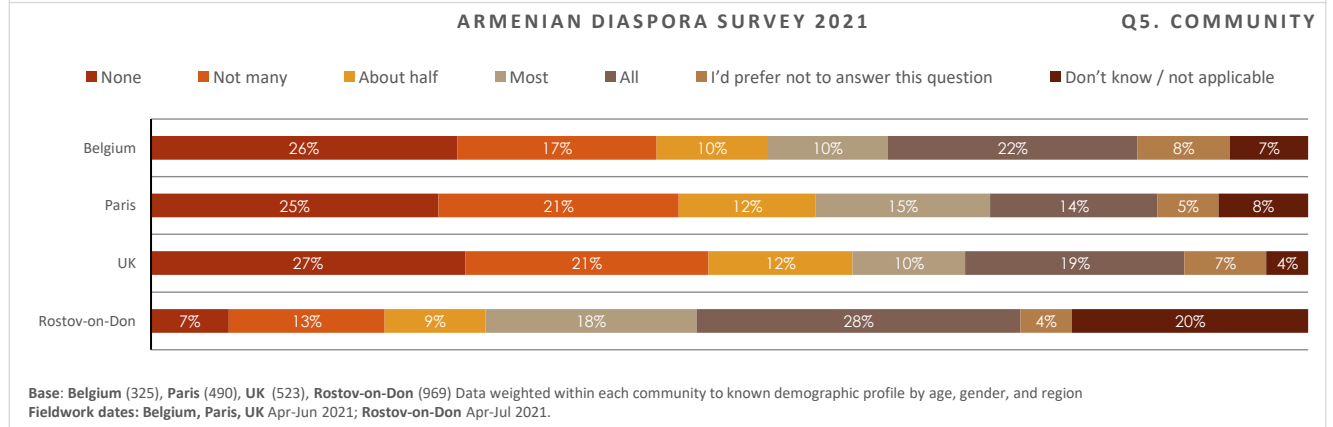
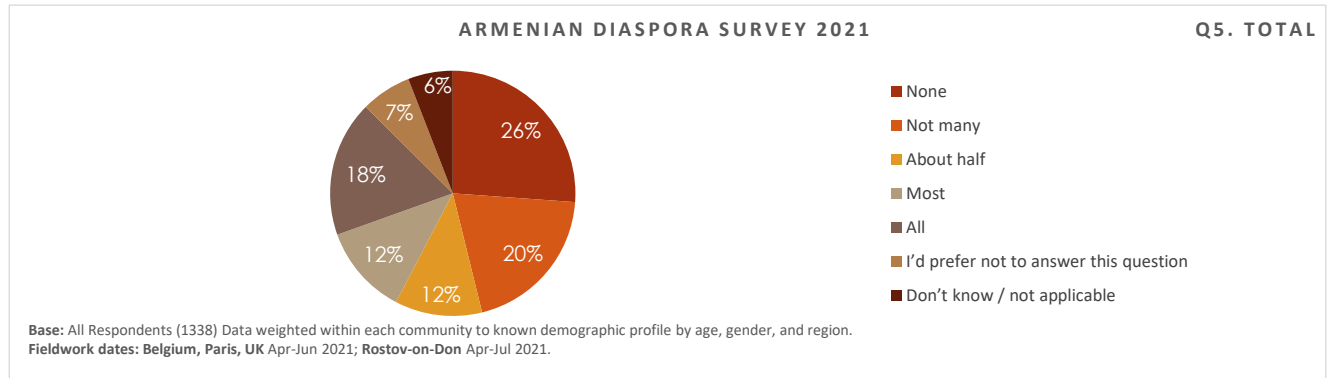
Question 5. Approximately what proportion of your romantic partners is/has been Armenian?



QUESTION - Single code	Rostov-on-Don	Age			
		16-24	25-34	35-54	55+
Question 5. Approximately what proportion of your romantic partners is/has been Armenian?	BASE=969	203	247	353	173
	%	%	%	%	%
None	7	17	7	6	2
Not many	13	13	13	15	12
About half	9	13	9	9	4
Most	18	15	12	23	18
All	28	18	30	23	38
I'd prefer not to answer this question	4	6	5	4	5
Don't know / not applicable	20	17	23	21	21
TOTAL	100	100	100	100	100

QUESTION - Single code	Rostov-on-Don	GENDER		FIRST ARRIVED		
		Male	Female	You	A parent	Grandparent / Earlier gen
Question 5. Approximately what proportion of your romantic partners is/has been Armenian?	BASE=969	438	539	126	311	532
	%	%	%	%	%	%
None	7	9	4	2	6	8
Not many	13	20	6	25	10	13
About half	9	13	4	3	15	7
Most	18	18	19	19	18	18
All	28	20	36	24	29	28
I'd prefer not to answer this question	4	4	5	8	6	3
Don't know / not applicable	20	16	25	18	17	22
TOTAL	100	100	100	100	100	100

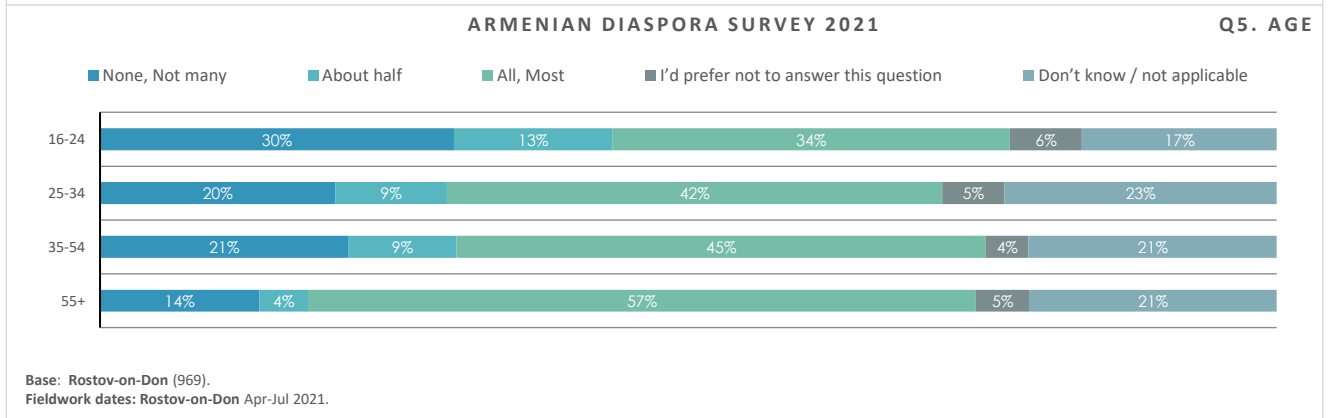
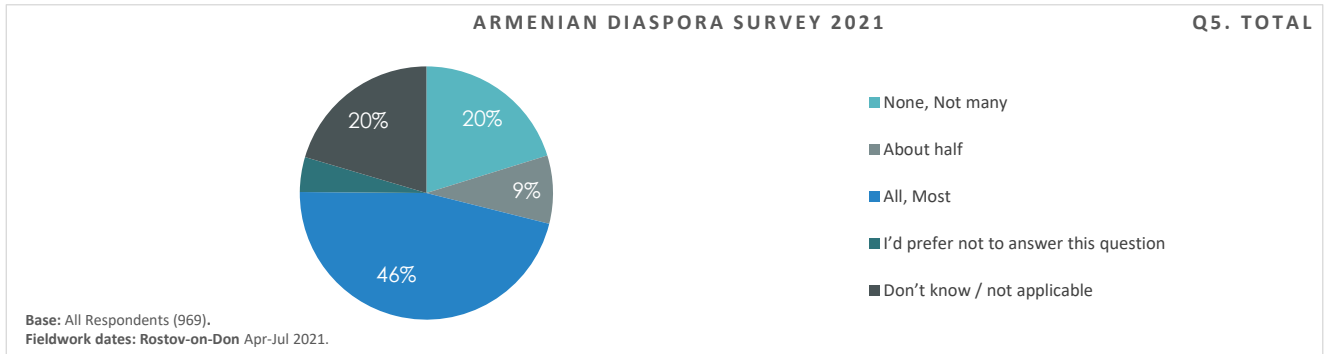
Question 5. Approximately what proportion of your romantic partners is/has been Armenian?



QUESTION - Single code	Western Europe	COMMUNITY				AGE			
		Belgium	Paris	UK	Rostov-on-Don	16-24	25-34	35-54	55+
Question 5. Approximately what proportion of your romantic partners is/has been Armenian?	Base=1338	325	490	523	969	171	205	425	537
	%	%	%	%	%	%	%	%	%
None	26	26	25	27	7	25	35	25	24
Not many	20	17	21	21	13	15	19	18	24
About half	12	10	12	12	9	9	10	15	10
Most	12	10	15	10	18	3	11	15	13
All	18	22	14	19	28	18	16	20	17
I'd prefer not to answer this question	7	8	5	7	4	23	6	3	5
Don't know / not applicable	6	7	8	4	20	7	3	5	7
TOTAL	100	100	100	100	100	100	100	100	100

QUESTION - Single code	Western Europe	GENDER		FIRST ARRIVED		
		Male	Female	You	A parent	Grandparent / Earlier gen
Question 5. Approximately what proportion of your romantic partners is/has been Armenian?	Base=1338	650	688	397	491	342
	%	%	%	%	%	%
None	26	29	24	14	31	35
Not many	20	21	19	17	18	25
About half	12	13	10	14	11	8
Most	12	12	12	17	11	9
All	18	14	21	27	17	10
I'd prefer not to answer this question	7	6	7	5	6	8
Don't know / not applicable	6	5	7	6	5	4
TOTAL	100	100	100	100	100	100

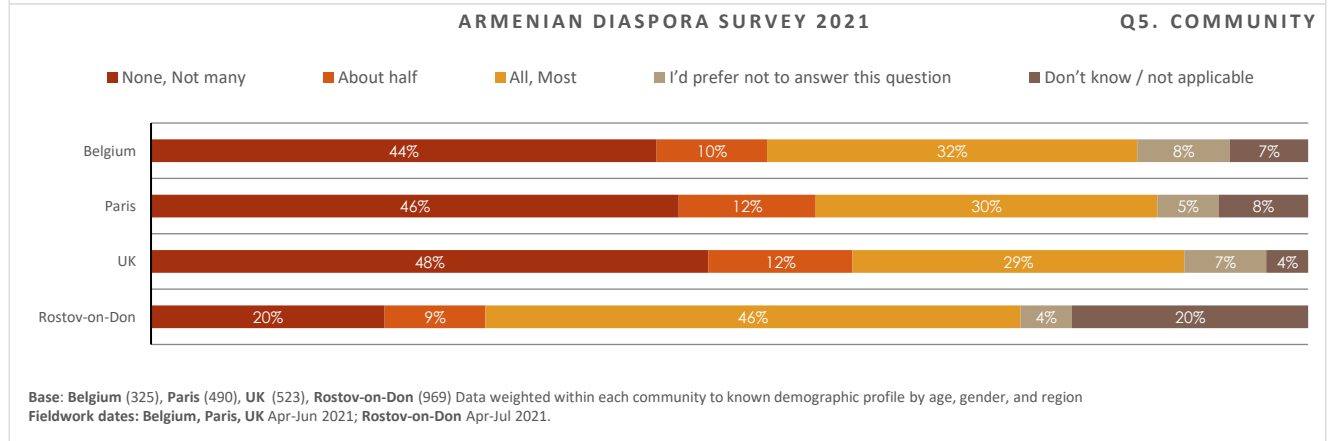
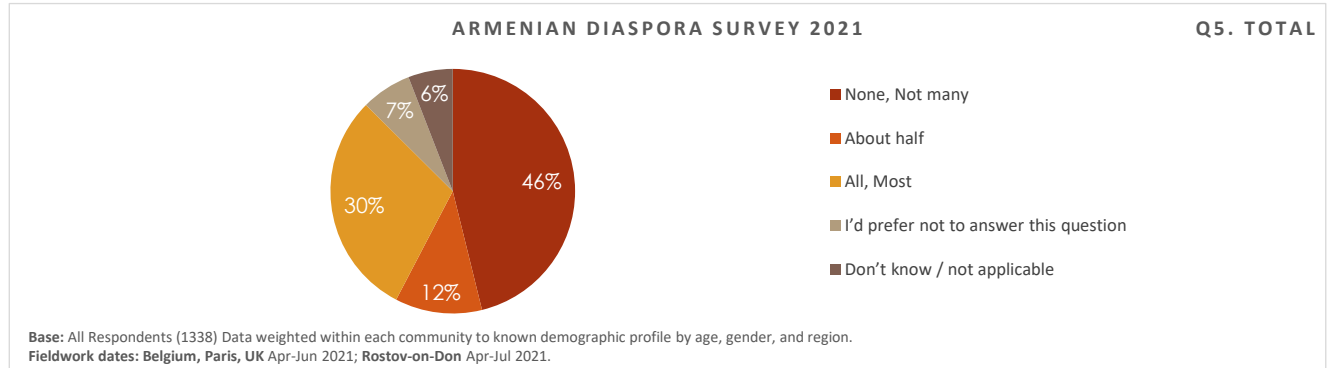
Question 5. Approximately what proportion of your romantic partners is/has been Armenian?



QUESTION - Single code, grouped	Rostov-on-Don	Age			
		16-24	25-34	35-54	55+
Question 5. Approximately what proportion of your romantic partners is/has been Armenian?	BASE=969	203	247	353	173
	%	%	%	%	%
None, Not many	20	30	20	21	14
About half	9	13	9	9	4
All, Most	46	34	42	45	57
I'd prefer not to answer this question	4	6	5	4	5
Don't know / not applicable	20	17	23	21	21
TOTAL	100	100	100	100	100

QUESTION - Single code, grouped	Rostov-on-Don	GENDER		FIRST ARRIVED		
		Male	Female	You	A parent	Grandparent / Earlier gen
Question 5. Approximately what proportion of your romantic partners is/has been Armenian?	BASE=969	438	539	126	311	532
	%	%	%	%	%	%
None, Not many	20	29	11	27	16	20
About half	9	13	4	3	15	7
All, Most	46	38	55	44	46	47
I'd prefer not to answer this question	4	4	5	8	6	3
Don't know / not applicable	20	16	25	18	17	22
TOTAL	100	100	100	100	100	100

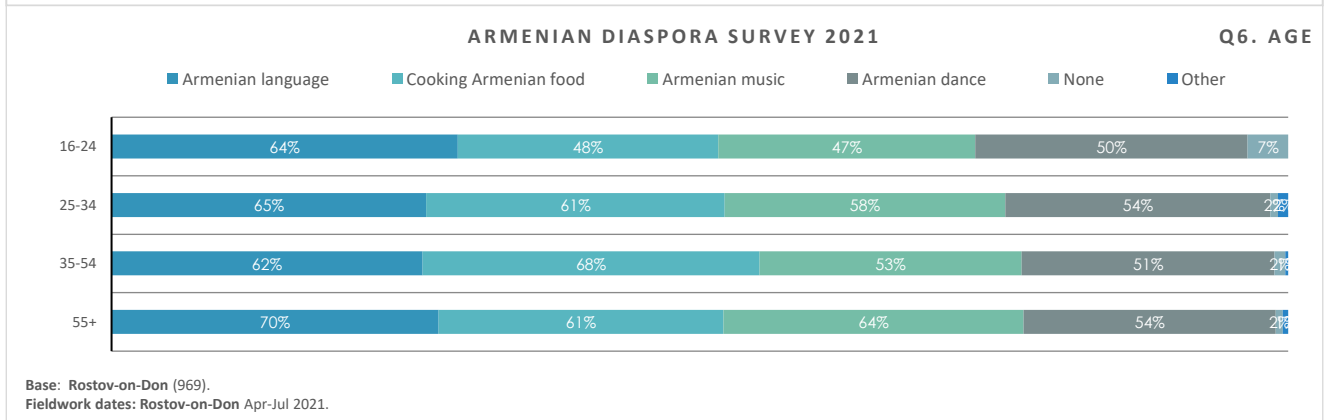
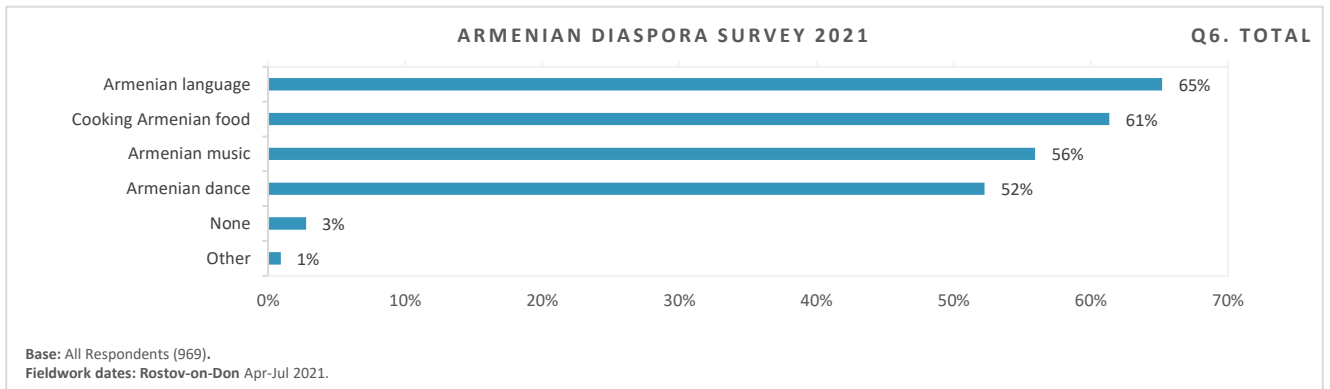
Question 5. Approximately what proportion of your romantic partners is/has been Armenian?



QUESTION - Single code, grouped	Western Europe	COMMUNITY				AGE			
		Belgium	Paris	UK	Rostov-on-Don	16-24	25-34	35-54	55+
Question 5. Approximately what proportion of your romantic partners is/has been Armenian?	Base=1338	325	490	523	969	171	205	425	537
	%	%	%	%	%	%	%	%	%
None, Not many	46	44	46	48	20	40	54	43	48
About half	12	10	12	12	9	9	10	15	10
All, Most	30	32	30	29	46	21	26	35	29
I'd prefer not to answer this question	7	8	5	7	4	23	6	3	5
Don't know / not applicable	6	7	8	4	20	7	3	5	7
TOTAL	100	100	100	100	100	100	100	100	100

QUESTION - Single code, grouped	Western Europe	GENDER		FIRST ARRIVED		
		Male	Female	You	A parent	Grandparent / Earlier gen
Question 5. Approximately what proportion of your romantic partners is/has been Armenian?	Base=1338	650	688	397	491	342
	%	%	%	%	%	%
None, Not many	46	49	43	31	49	60
About half	12	13	10	14	11	8
All, Most	30	26	33	43	29	19
I'd prefer not to answer this question	7	6	7	5	6	8
Don't know / not applicable	6	5	7	6	5	4
TOTAL	100	100	100	100	100	100

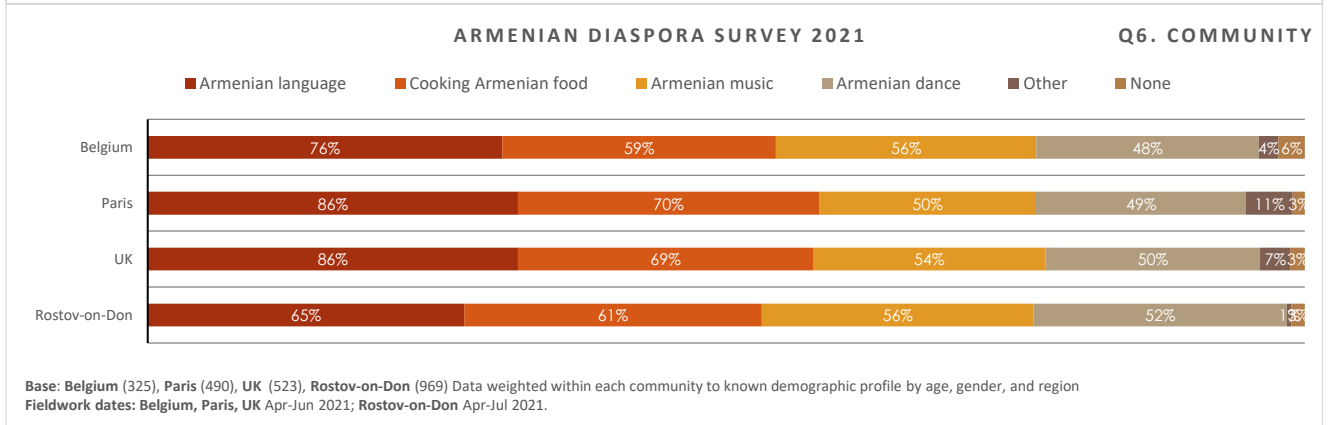
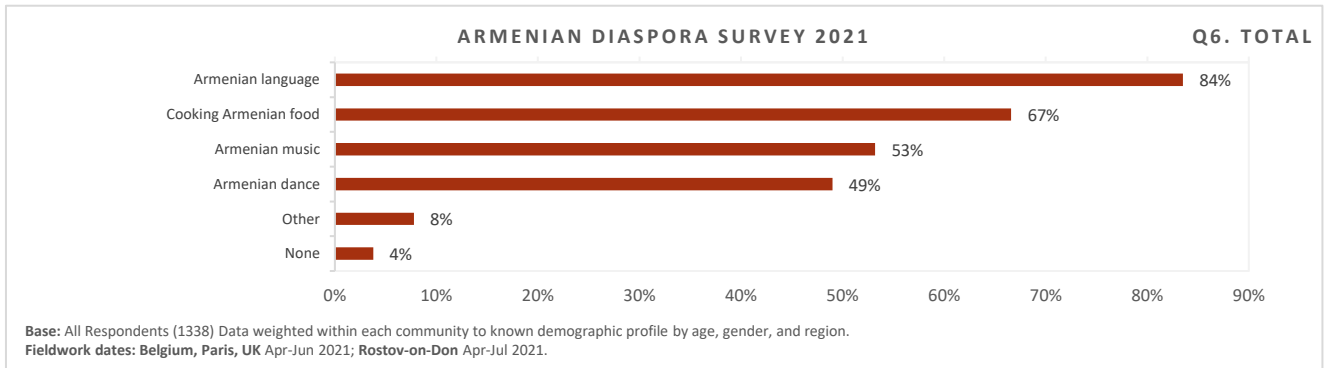
Question 6. Which of the following have you learned or tried to learn, whether just by watching and participating as you grew up or through classes?



QUESTION - Multicode	Rostov-on-Don	AGE			
		16-24	25-34	35-54	55+
Question 6. Which of the following have you learned or tried to learn, whether just by watching and participating as you grew up or through classes?	BASE=969	203	247	353	173
	%	%	%	%	%
Armenian language	65	64	65	62	70
Cooking Armenian food	61	48	61	68	61
Armenian music	56	47	58	53	64
Armenian dance	52	50	54	51	54
None	3	7	2	2	2
Other	1	0	2	1	1
TOTAL	238	216	242	236	253

QUESTION - Multicode	Rostov-on-Don	GENDER		FIRST ARRIVED		
		Male	Female	You	A parent	Grandparent / Earlier gen
Question 6. Which of the following have you learned or tried to learn, whether just by watching and participating as you grew up or through classes?	BASE=969	438	539	126	311	532
	%	%	%	%	%	%
Armenian language	65	61	70	66	67	64
Cooking Armenian food	61	52	71	62	56	63
Armenian music	56	55	56	61	58	54
Armenian dance	52	46	60	55	52	52
None	3	4	1	2	2	3
Other	1	0	2	0	1	1
TOTAL	238	219	260	246	236	237

Question 6. Which of the following have you learned or tried to learn, whether just by watching and participating as you grew up or through classes?



QUESTION - Multicode	Western Europe	COMMUNITY				AGE			
		Belgium	Paris	UK	Rostov-on-Don	16-24	25-34	35-54	55+
Question 6. Which of the following have you learned or tried to learn, whether just by watching and participating as you grew up or through classes?	Base=1338	325	490	523	969	171	205	425	537
	%	%	%	%	%	%	%	%	%
Armenian language	84	76	86	86	65	92	85	79	84
Cooking Armenian food	67	59	70	69	61	73	75	65	63
Armenian music	53	56	50	54	56	51	55	50	56
Armenian dance	49	48	49	50	52	66	56	52	39
Other	8	4	11	7	1	5	8	8	9
None	4	6	3	3	3	2	1	7	3

QUESTION - Multicode	Western Europe	GENDER		FIRST ARRIVED		
		Male	Female	You	A parent	Grandparent / Earlier gen
Question 6. Which of the following have you learned or tried to learn, whether just by watching and participating as you grew up or through classes?	Base=1338	650	688	397	491	342
	%	%	%	%	%	%
Armenian language	84	83	84	79	87	82
Cooking Armenian food	67	54	79	62	65	73
Armenian music	53	48	58	61	51	46
Armenian dance	49	38	59	47	48	51
Other	8	8	8	8	8	8
None	4	4	3	6	3	3

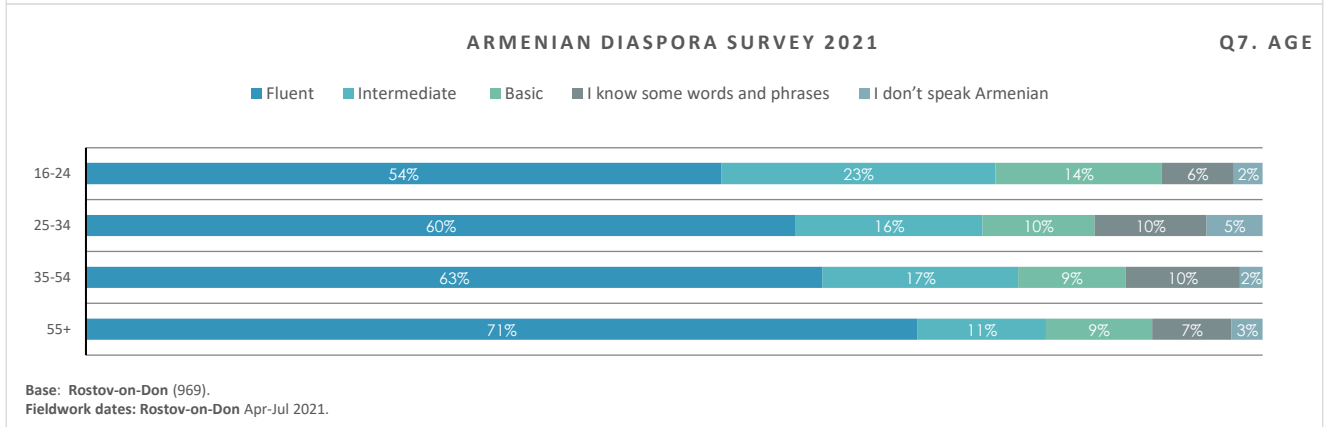
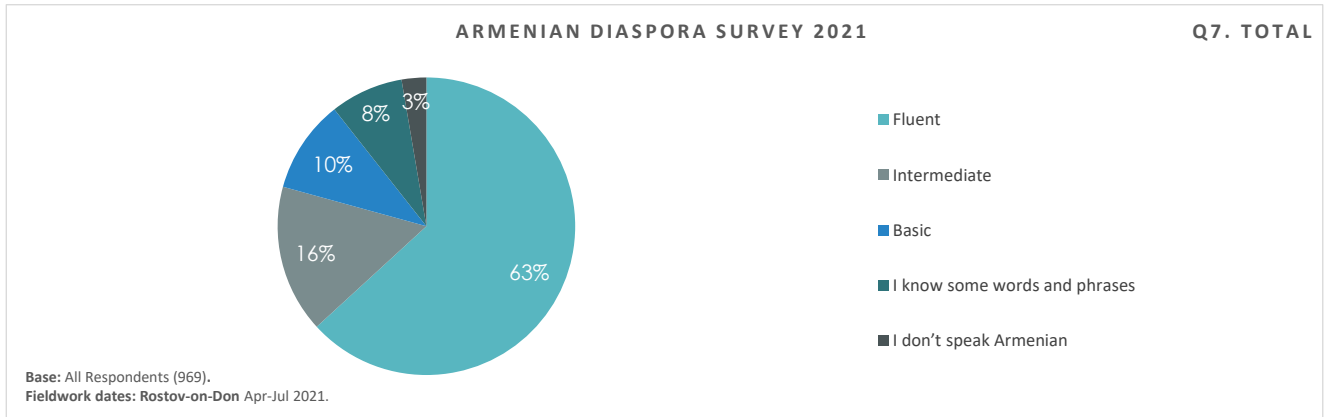
Question 6. Other. Which of the following have you learned or tried to learn, whether just by watching and participating as you grew up or through classes?

Rostov on Don			
	Question 6. Which of the following have you learned or tried to learn, whether just by watching and participating as you grew up or through classes?	N	%
1	Armenian history	2	0.2
2	Christianity	2	0.2
3	Poems, songs, history, Armenian epos	1	0.1
4	Reading Armenian books in Russian	1	0.1
5	Respect parents, values	2	0.2
6	Rituals, traditions	3	0.3
7	Traditions	1	0.1
	Total	968	99%

Question 6. Other. Which of the following have you learned or tried to learn, whether just by watching and participating as you grew up or through classes?

Western Europe			
	Question 6. Which of the following have you learned or tried to learn, whether just by watching and participating as you grew up or through classes?	N	%
1	Armenian history	20	1.4
2	Armenian literature	5	0.4
3	Church	3	0.2
4	Religion	3	0.2
5	Armenian church and Armenian history	2	0.2
6	Armenian history and religion	2	0.1
7	Don't Know	2	0.1
8	Everything	2	0.1
9	Prayers	2	0.1
10	The Lusavorchagan Church, Armenian Art, Cinema, History, Literature, Social Groups	2	0.1
11	Visit Armenia	2	0.2
	Total	1357	100%

Question 7. How would you assess your fluency in speaking Armenian?



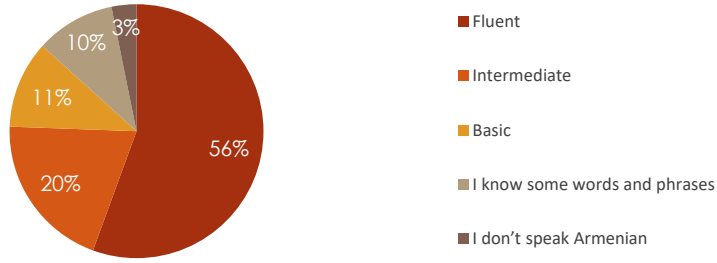
QUESTION - Single code	Rostov-on-Don	Age			
		16-24	25-34	35-54	55+
Question 7. How would you assess your fluency in speaking Armenian?	BASE=969	203	247	353	173
	%	%	%	%	%
Fluent	63	54	60	63	71
Intermediate	16	23	16	17	11
Basic	10	14	10	9	9
I know some words and phrases	8	6	10	10	7
I don't speak Armenian	3	2	5	2	3
TOTAL	100	100	100	100	100

QUESTION - Single code	Rostov-on-Don	GENDER		FIRST ARRIVED		
		Male	Female	You	A parent	Grandparent / Earlier gen
Question 7. How would you assess your fluency in speaking Armenian?	BASE=969	438	539	126	311	532
	%	%	%	%	%	%
Fluent	63	63	63	76	63	61
Intermediate	16	16	16	18	19	15
Basic	10	10	11	5	8	12
I know some words and phrases	8	10	7	1	9	9
I don't speak Armenian	3	2	3	0	1	4
TOTAL	100	100	100	100	100	100

Question 7. How would you assess your fluency in speaking Armenian?

ARMENIAN DIASPORA SURVEY 2021

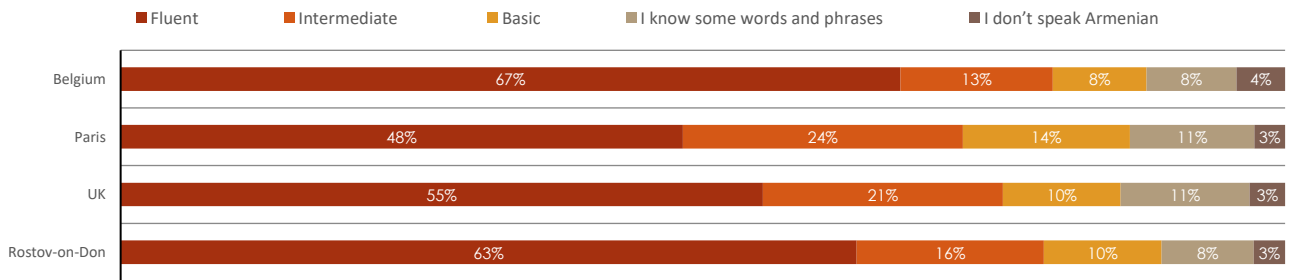
Q7. TOTAL



Base: All Respondents (1355) Data weighted within each community to known demographic profile by age, gender, and region.
Fieldwork dates: Belgium, Paris, UK Apr-Jun 2021; Rostov-on-Don Apr-Jul 2021.

ARMENIAN DIASPORA SURVEY 2021

Q7. COMMUNITY

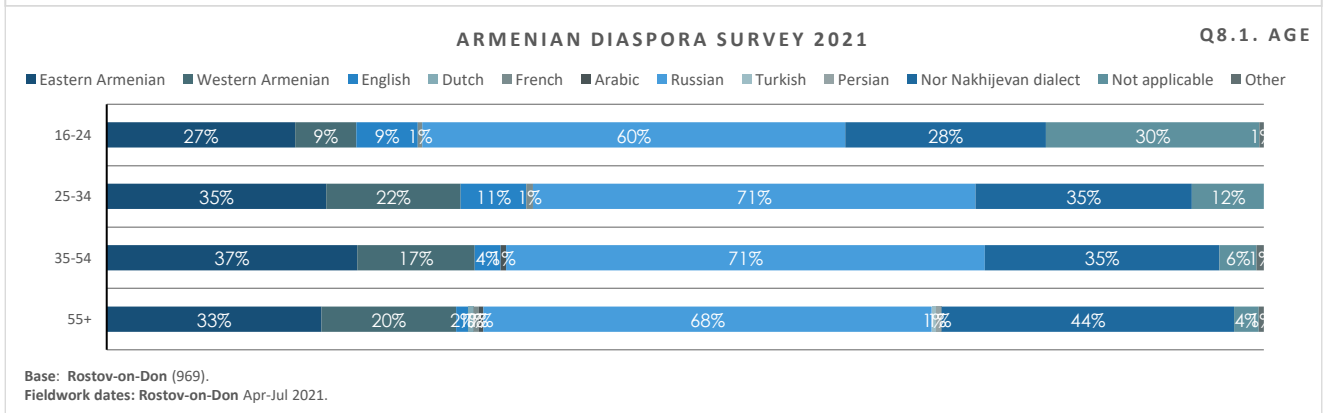
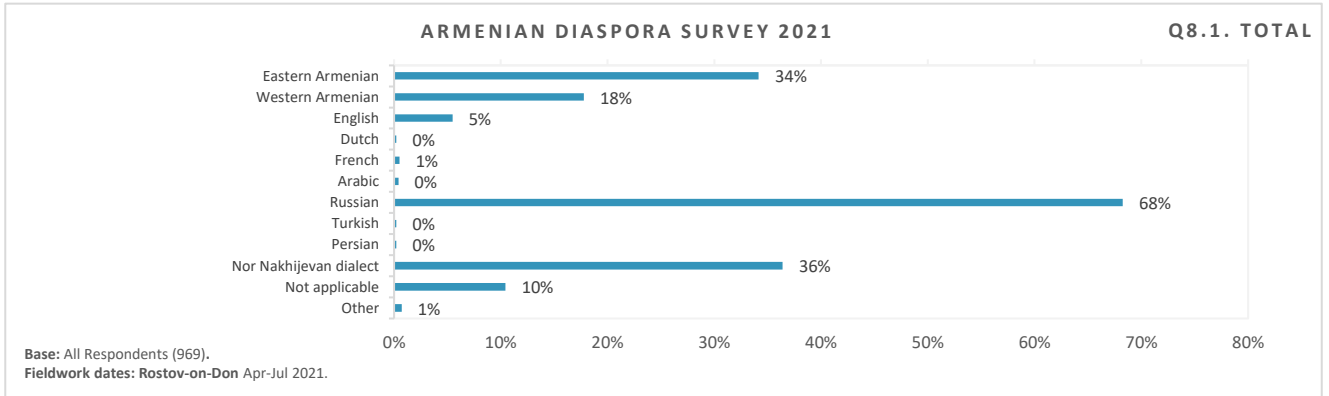


Base: Belgium (336), Paris (494), UK (525), Rostov-on-Don (969) Data weighted within each community to known demographic profile by age, gender, and region
Fieldwork dates: Belgium, Paris, UK Apr-Jun 2021; Rostov-on-Don Apr-Jul 2021.

QUESTION - Single code	Western Europe	COMMUNITY				AGE			
		Belgium	Paris	UK	Rostov-on-Don	16-24	25-34	35-54	55+
Question 7. How would you assess your fluency in speaking Armenian?	Base=1355	336	494	525	969	173	207	428	547
	%	%	%	%	%	%	%	%	%
Fluent	56	67	48	55	63	44	58	57	57
Intermediate	20	13	24	21	16	21	17	19	21
Basic	11	8	14	10	10	18	14	12	7
I know some words and phrases	10	8	11	11	8	17	8	9	9
I don't speak Armenian	3	4	3	3	3	0	2	3	5
TOTAL	100	100	100	100	100	100	100	100	100

QUESTION - Single code	Western Europe	GENDER		FIRST ARRIVED		
		Male	Female	You	A parent	Grandparent / Earlier gen
Question 7. How would you assess your fluency in speaking Armenian?	Base=1355	658	697	405	495	343
	%	%	%	%	%	%
Fluent	56	51	60	82	54	28
Intermediate	20	20	20	11	25	25
Basic	11	13	9	4	11	19
I know some words and phrases	10	11	9	3	8	21
I don't speak Armenian	3	4	2	1	2	7
TOTAL	100	100	100	100	100	100

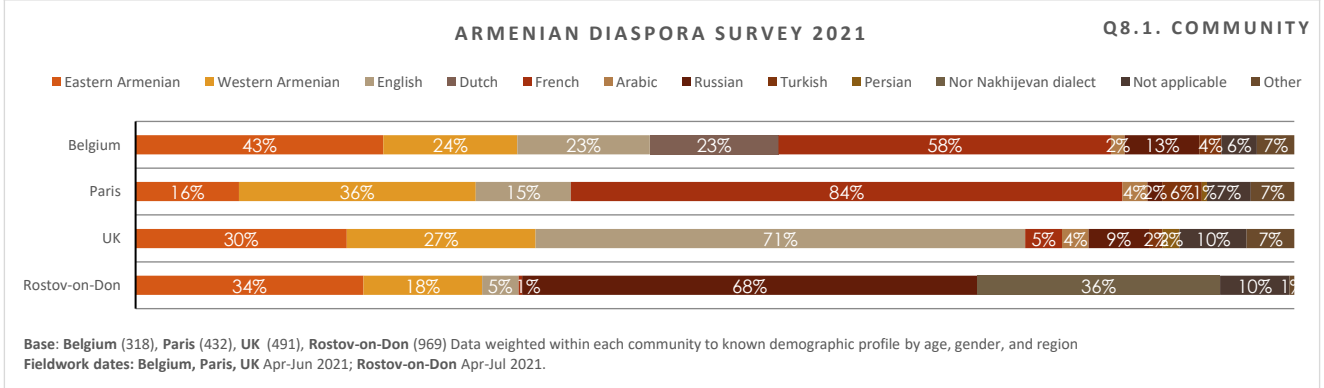
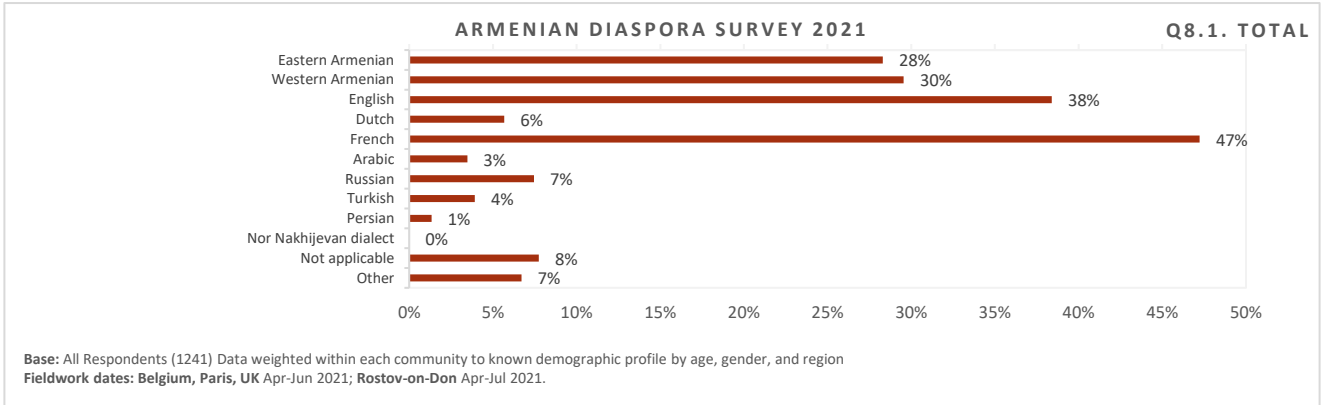
Question 8.1 Which languages do you speak with your spouse/partner?



QUESTION - Multicode	Rostov-on-Don	Age			
		16-24	25-34	35-54	55+
Question 8.1 Which languages do you speak with your spouse/partner?	BASE=969	203	247	353	173
	%	%	%	%	%
Eastern Armenian	34	27	35	37	33
Western Armenian	18	9	22	17	20
English	5	9	11	4	2
Dutch	0	0	0	0	1
French	1	1	1	0	1
Arabic	0	0	0	1	1
Russian	68	60	71	71	68
Turkish	0	0	0	0	1
Persian	0	0	0	0	1
Nor Nakhijevan dialect	36	28	35	35	44
Not applicable	10	30	12	6	4
Other	1	1	0	1	1

QUESTION - Multicode	Rostov-on-Don	GENDER		FIRST ARRIVED		
		Male	Female	You	A parent	Grandparent / Earlier gen
Question 8.1 Which languages do you speak with your spouse/partner?	BASE=969	438	539	126	311	532
	%	%	%	%	%	%
Eastern Armenian	34	39	28	78	56	18
Western Armenian	18	20	15	12	17	19
English	5	6	5	6	9	4
Dutch	0	0	0	0	0	0
French	1	1	0	0	0	1
Arabic	0	0	1	0	0	1
Russian	68	69	68	67	72	67
Turkish	0	0	0	0	0	0
Persian	0	0	0	0	0	0
Nor Nakhijevan dialect	36	28	46	9	12	51
Not applicable	10	10	11	2	14	11
Other	1	1	1	3	1	0

Question 8.1 Which languages do you speak with your spouse/partner?



QUESTION - Multicode	Western Europe	COMMUNITY				AGE			
		Belgium	Paris	UK	Rostov-on-Don	16-24	25-34	35-54	55+
Question 8.1 Which languages do you speak with your spouse/partner?	Base=1241	318	432	491	969	166	195	383	497
	%	%	%	%	%	%	%	%	%
Eastern Armenian	28	43	16	30	34	19	33	36	23
Western Armenian	30	24	36	27	18	18	21	26	39
English	38	23	15	71	5	36	46	36	38
Dutch	6	23	0	0	0	8	6	6	4
French	47	58	84	5	1	36	43	46	53
Arabic	3	2	4	4	0	3	3	2	5
Russian	7	13	2	9	68	4	11	13	3
Turkish	4	4	6	2	0	5	2	5	3
Persian	1	0	1	2	0	1	0	1	2
Nor Nakhijevan dialect	0	0	0	0	36	0	0	0	0
Not applicable	8	6	7	10	10	28	10	4	4
Other	7	7	7	7	1	9	8	5	7

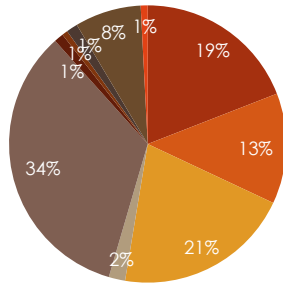
QUESTION - Multicode	Western Europe	GENDER		FIRST ARRIVED		
		Male	Female	You	A parent	Grandparent / Earlier gen
Question 8.1 Which languages do you speak with your spouse/partner?	Base=1241	604	637	385	455	295
	%	%	%	%	%	%
Eastern Armenian	28	29	28	49	24	10
Western Armenian	30	32	27	32	31	22
English	38	41	36	41	45	31
Dutch	6	6	6	6	6	5
French	47	48	46	27	50	63
Arabic	3	3	4	5	4	1
Russian	7	8	7	17	4	2
Turkish	4	4	3	4	5	1
Persian	1	1	1	3	1	0
Nor Nakhijevan dialect	0	0	0	0	0	0
Not applicable	8	7	8	3	8	15
Other	7	8	5	7	6	7

WESTERN EUROPE

Question 8.2 Which language is (was) the dominant language in your communication with your spouse/partner? Combined 8.1 and 8.2 data, all respondents.

ARMENIAN DIASPORA SURVEY 2021

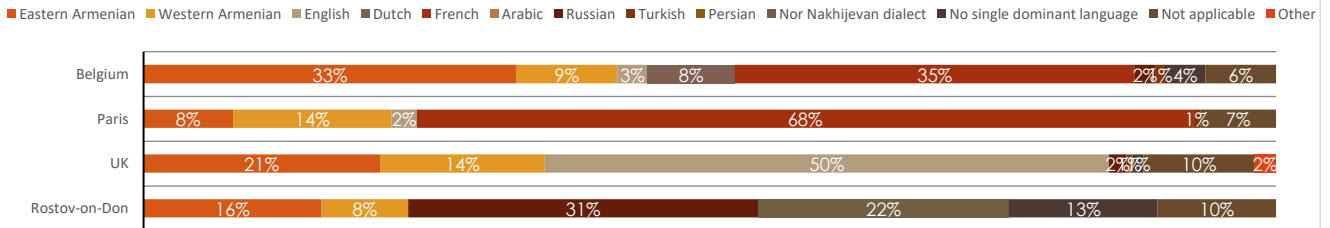
Q8.2. TOTAL



Base: All Respondents (1241) Data weighted within each community to known demographic profile by age, gender, and region.
Fieldwork dates: Belgium, Paris, UK Apr-Jun 2021; Rostov-on-Don Apr-Jul 2021.

ARMENIAN DIASPORA SURVEY 2021

Q8.2. COMMUNITY

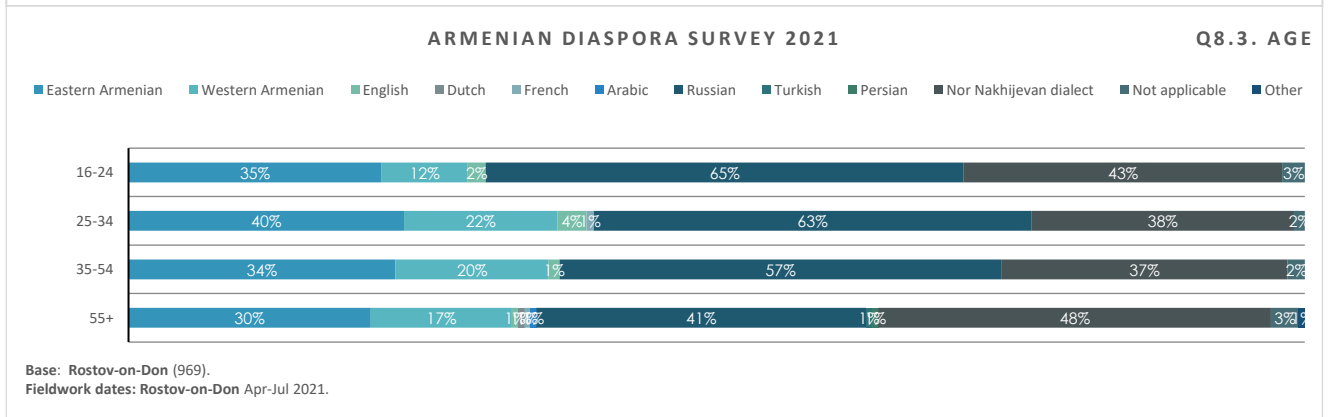
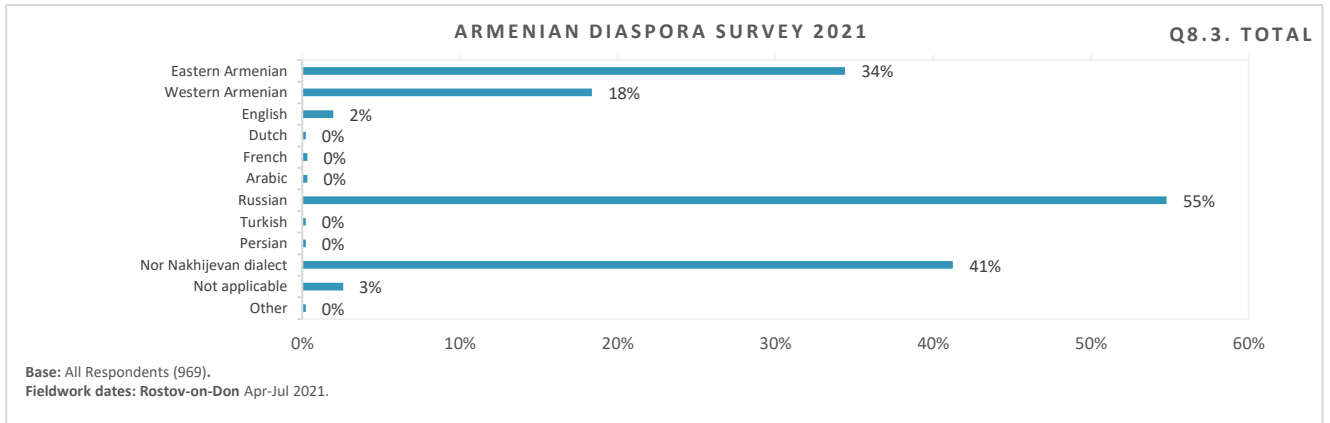


Base: Belgium (318), Paris (432), UK (491), Rostov-on-Don (969) Data weighted within each community to known demographic profile by age, gender, and region.
Fieldwork dates: Belgium, Paris, UK Apr-Jun 2021; Rostov-on-Don Apr-Jul 2021.

QUESTION - Single code	Western Europe	COMMUNITY				AGE			
		Belgium	Paris	UK	Rostov-on-Don	16-24	25-34	35-54	55+
Question 8.2 Which language is (was) the dominant language in your communication with your spouse/partner?	Base=1241	318	432	491	969	166	195	383	497
	%	%	%	%	%	%	%	%	%
Eastern Armenian	19	33	8	21	16	13	19	25	16
Western Armenian	13	9	14	14	8	2	8	9	21
English	21	3	2	50	0	21	25	21	19
Dutch	2	8	0	0	0	5	2	1	1
French	34	35	68	0	0	28	30	35	36
Arabic	0	0	0	0	0	0	0	0	0
Russian	1	2	0	2	31	0	2	2	1
Turkish	1	1	1	1	0	0	1	1	1
Persian	0	0	0	0	0	0	0	0	0
Nor Nakhijevan dialect	0	0	0	0	22	0	0	0	0
No single dominant language	1	4	0	1	13	1	1	1	1
Not applicable	8	6	7	10	10	28	10	4	4
Other	1	0	0	2	0	1	1	1	0
TOTAL	100	100	100	100	100	100	100	100	100

QUESTION - Single code	Western Europe	GENDER		FIRST ARRIVED		
		Male	Female	You	A parent	Grandparent / Earlier gen
Question 8.2 Which language is (was) the dominant language in your communication with your spouse/partner?	Base=1241	604	637	385	455	295
	%	%	%	%	%	%
Eastern Armenian	19	18	20	39	13	4
Western Armenian	13	14	11	19	12	6
English	21	20	21	20	25	20
Dutch	2	1	2	2	3	1
French	34	35	33	10	36	53
Arabic	0	0	0	0	0	0
Russian	1	1	1	3	1	0
Turkish	1	1	1	1	1	0
Persian	0	0	0	0	0	0
Nor Nakhijevan dialect	0	0	0	0	0	0
No single dominant language	1	2	1	2	1	0
Not applicable	8	7	8	3	8	15
Other	1	0	1	2	0	0
TOTAL	100	100	100	100	100	100

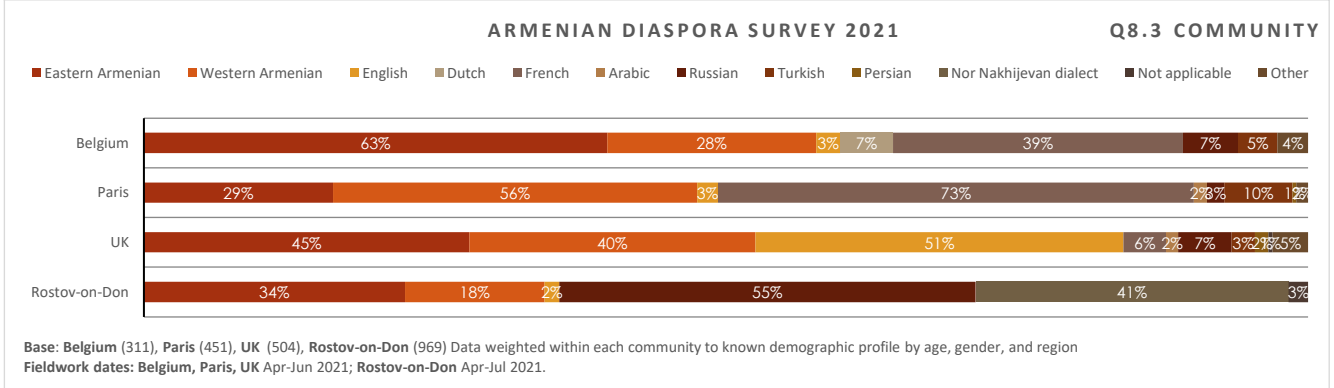
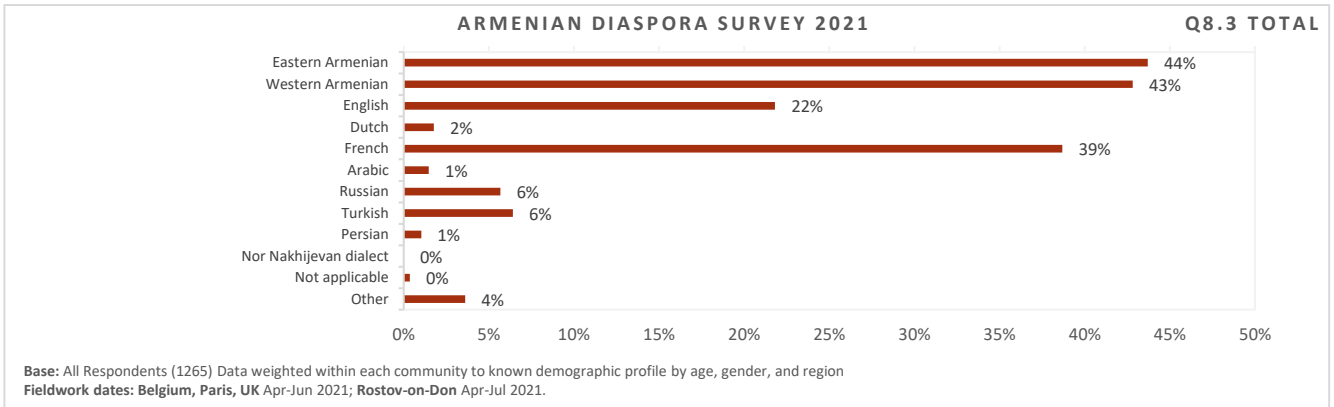
Question 8.3 Which languages do you speak with your parent(s)?



QUESTION - Multicode	Rostov-on-Don	Age			
		16-24	25-34	35-54	55+
Question 8.3 Which languages do you speak with your parent(s)?	BASE=969	203	247	353	173
	%	%	%	%	%
Eastern Armenian	34	35	40	34	30
Western Armenian	18	12	22	20	17
English	2	2	4	1	1
Dutch	0	0	0	0	1
French	0	0	1	0	1
Arabic	0	0	0	0	1
Russian	55	65	63	57	41
Turkish	0	0	0	0	1
Persian	0	0	0	0	1
Nor Nakhijevan dialect	41	43	38	37	48
Not applicable	3	3	2	2	3
Other	0	0	0	0	1

QUESTION - Multicode	Rostov-on-Don	GENDER		FIRST ARRIVED		
		Male	Female	You	A parent	Grandparent / Earlier gen
Question 8.3 Which languages do you speak with your parent(s)?	BASE=969	438	539	126	311	532
	%	%	%	%	%	%
Eastern Armenian	34	39	29	76	61	16
Western Armenian	18	20	16	8	20	20
English	2	1	3	3	3	2
Dutch	0	0	0	0	0	0
French	0	0	0	0	0	0
Arabic	0	0	1	0	0	0
Russian	55	53	57	38	62	56
Turkish	0	0	0	0	0	0
Persian	0	0	0	0	0	0
Nor Nakhijevan dialect	41	32	51	8	15	57
Not applicable	3	3	2	7	1	2
Other	0	0	0	2	0	0

Question 8.3 Which languages do you speak with your parent(s)?

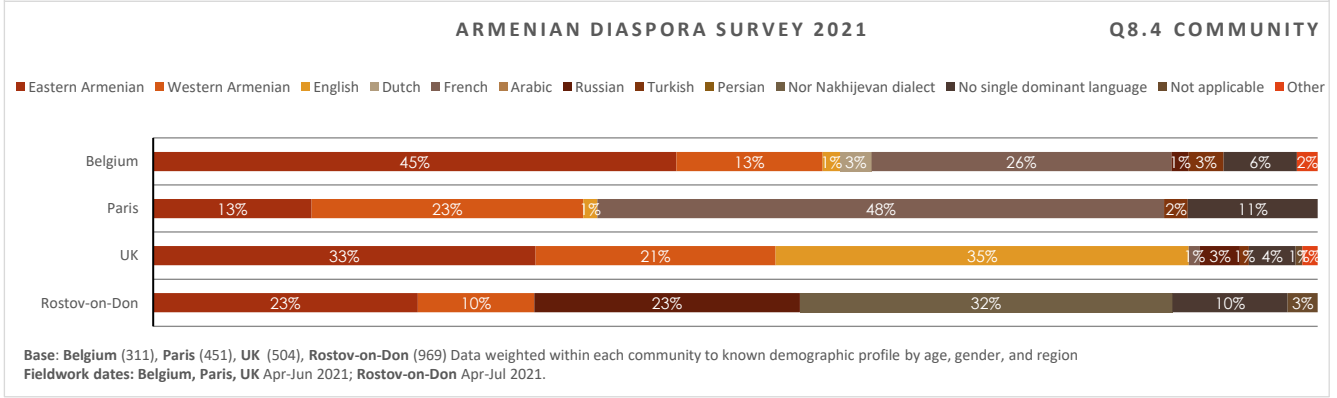
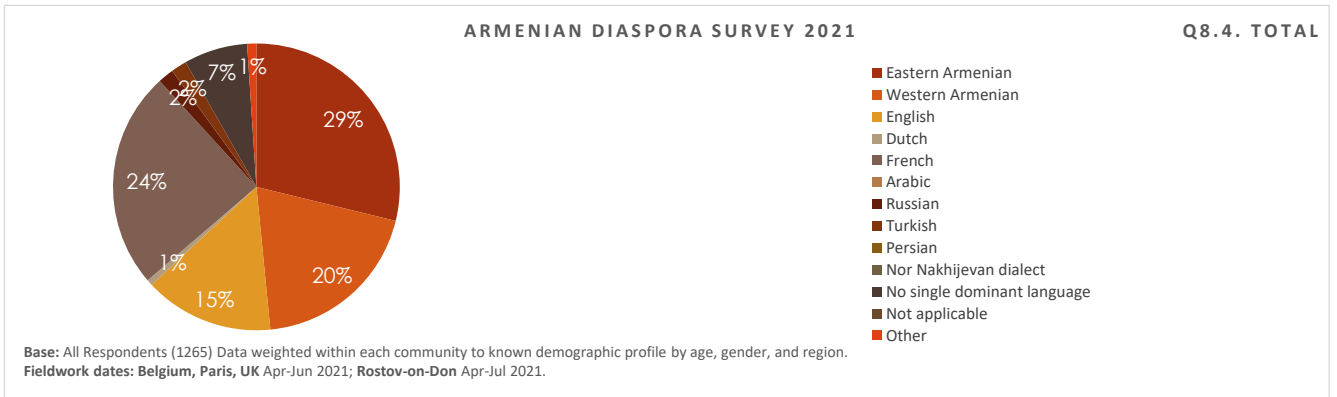


QUESTION - Multicode	Western Europe	COMMUNITY				AGE			
		Belgium	Paris	UK	Rostov-on-Don	16-24	25-34	35-54	55+
		Base=1265	311	451	504	969	171	195	392
Question 8.3 Which languages do you speak with your parent(s)?	%	%	%	%	%	%	%	%	%
Eastern Armenian	44	63	29	45	34	40	53	51	35
Western Armenian	43	28	56	40	18	40	34	38	51
English	22	3	3	51	2	34	23	17	21
Dutch	2	7	0	0	0	2	1	3	1
French	39	39	73	6	0	37	41	34	42
Arabic	1	0	2	2	0	0	2	1	2
Russian	6	7	3	7	55	1	9	10	3
Turkish	6	5	10	3	0	5	6	7	7
Persian	1	0	1	2	0	0	0	1	2
Nor Nakhijevan dialect	0	0	0	0	41	0	0	0	0
Not applicable	0	0	0	1	3	1	0	0	0
Other	4	4	2	5	0	4	5	4	3

QUESTION - Multicode	Western Europe	GENDER		FIRST ARRIVED		
		Male	Female	You	A parent	Grandparent / Earlier gen
		Base=1265	614	652	387	461
Question 8.3 Which languages do you speak with your parent(s)?	%	%	%	%	%	%
Eastern Armenian	44	39	49	64	42	26
Western Armenian	43	43	43	32	49	44
English	22	22	21	17	26	26
Dutch	2	1	3	3	2	0
French	39	41	37	14	38	65
Arabic	1	1	1	2	1	1
Russian	6	4	7	14	3	2
Turkish	6	7	6	6	8	4
Persian	1	1	1	1	1	1
Nor Nakhijevan dialect	0	0	0	0	0	0
Not applicable	0	0	0	0	0	1
Other	4	3	4	5	4	1

WESTERN EUROPE

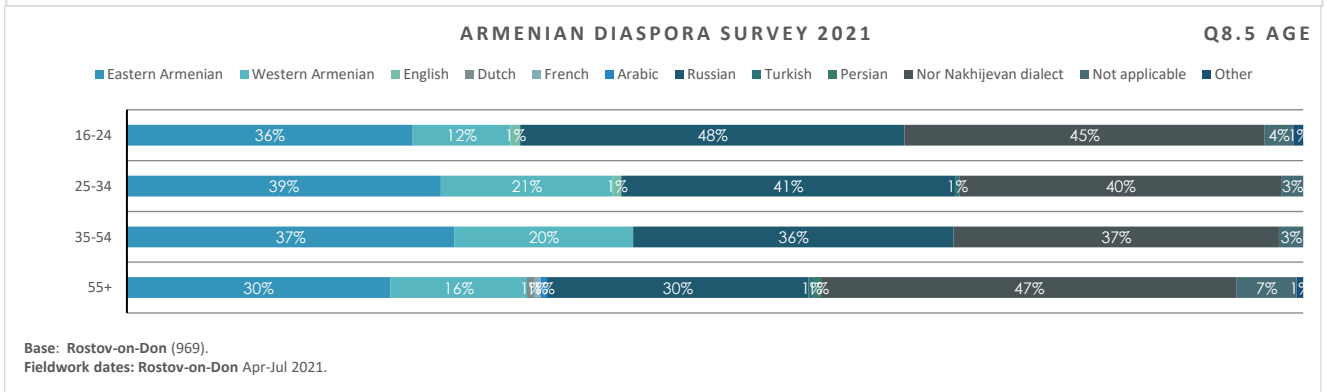
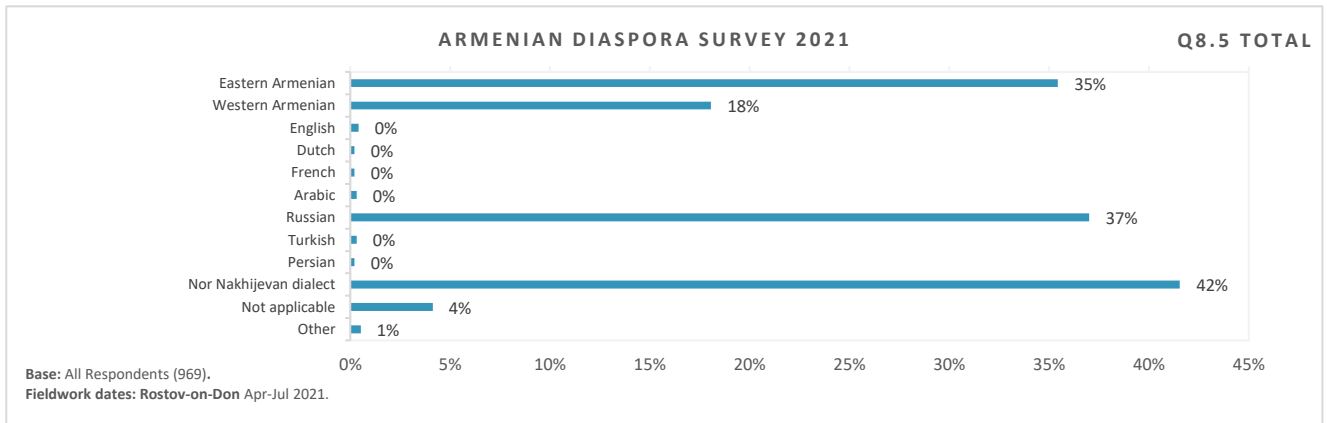
Question 8.4 Which language is (was) the dominant language in your communication with your parent(s)? Combined 8.3 and 8.4 data, all respondents.



QUESTION - Single code	Western Europe	COMMUNITY				AGE			
		Belgium	Paris	UK	Rostov-on-Don	16-24	25-34	35-54	55+
		Base=1265	311	451	504	969	171	195	392
Question 8.4 Which language is (was) the dominant language in your communication with your parent(s)?	%	%	%	%	%	%	%	%	%
Eastern Armenian	29	45	13	33	23	33	33	34	21
Western Armenian	20	13	23	21	10	12	17	18	24
English	15	1	1	35	0	23	15	11	15
Dutch	1	3	0	0	0	1	1	1	1
French	24	26	48	1	0	27	21	21	27
Arabic	0	0	0	0	0	0	0	0	0
Russian	2	1	0	3	23	0	4	3	1
Turkish	2	3	2	1	0	1	2	3	1
Persian	0	0	0	0	0	0	0	0	0
Nor Nakhijevan dialect	0	0	0	0	32	0	0	0	0
No single dominant language	7	6	11	4	10	2	6	7	9
Not applicable	0	0	0	1	3	1	0	0	0
Other	1	2	0	1	0	1	1	1	1
TOTAL	100	100	100	100	100	100	100	100	100

QUESTION - Single code	Western Europe	GENDER		FIRST ARRIVED		
		Male	Female	You	A parent	Grandparent / Earlier gen
		Base=1265	614	652	387	461
Question 8.4 Which language is (was) the dominant language in your communication with your parent(s)?	%	%	%	%	%	%
Eastern Armenian	29	24	33	49	27	9
Western Armenian	20	20	19	21	22	13
English	15	17	12	11	16	20
Dutch	1	0	1	1	1	0
French	24	28	20	8	21	45
Arabic	0	0	0	0	0	0
Russian	2	1	3	5	1	1
Turkish	2	2	2	2	3	0
Persian	0	0	0	0	0	0
Nor Nakhijevan dialect	0	0	0	0	0	0
No single dominant language	7	6	8	4	7	11
Not applicable	0	0	0	0	0	1
Other	1	0	2	1	1	0
TOTAL	100	100	100	100	100	100

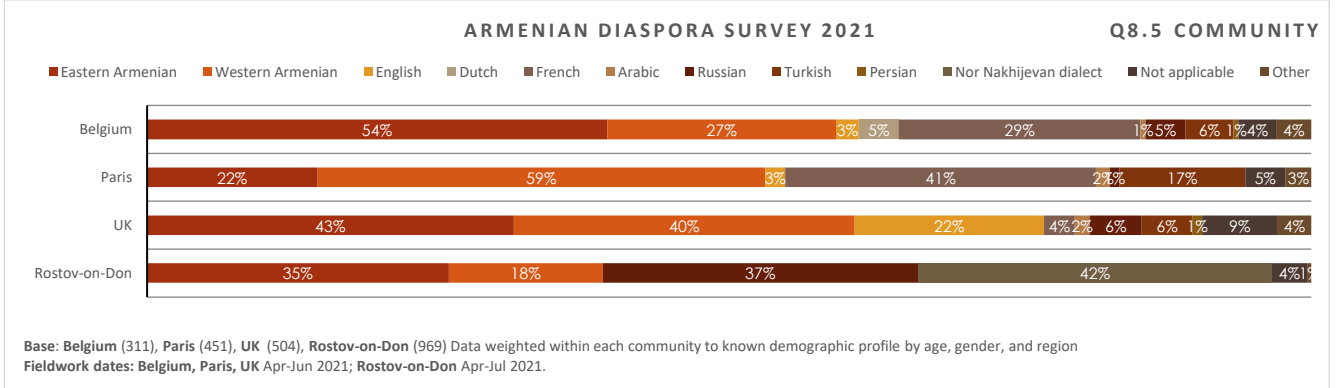
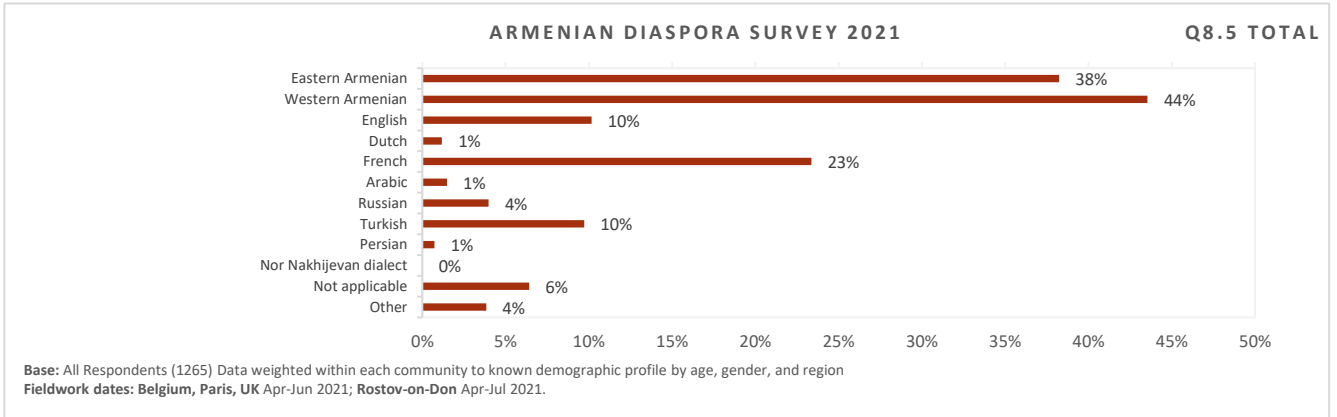
Question 8.5 Which language do you speak with your grandparents?



QUESTION - Multicode	Rostov-on-Don	Age			
		16-24	25-34	35-54	55+
Question 8.5 Which language do you speak with your grandparents?	BASE=969	203	247	353	173
	%	%	%	%	%
Eastern Armenian	35	36	39	37	30
Western Armenian	18	12	21	20	16
English	0	1	1	0	0
Dutch	0	0	0	0	1
French	0	0	0	0	1
Arabic	0	0	0	0	1
Russian	37	48	41	36	30
Turkish	0	0	1	0	1
Persian	0	0	0	0	1
Nor Nakhijevan dialect	42	45	40	37	47
Not applicable	4	4	3	3	7
Other	1	1	0	0	1

QUESTION - Multicode	Rostov-on-Don	GENDER		FIRST ARRIVED		
		Male	Female	You	A parent	Grandparent / Earlier gen
Question 8.5 Which language do you speak with your grandparents?	BASE=969	438	539	126	311	532
	%	%	%	%	%	%
Eastern Armenian	35	41	29	80	64	16
Western Armenian	18	20	16	8	20	19
English	0	1	0	0	2	0
Dutch	0	0	0	0	0	0
French	0	0	0	0	0	0
Arabic	0	0	1	0	0	0
Russian	37	39	36	18	36	41
Turkish	0	0	1	0	0	0
Persian	0	0	0	0	0	0
Nor Nakhijevan dialect	42	32	52	8	16	57
Not applicable	4	4	4	2	2	5
Other	1	1	0	2	1	0

Question 8.5 Which language do you speak with your grandparents?



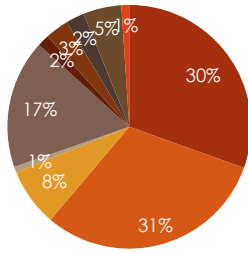
QUESTION - Multicode	Western Europe	COMMUNITY				AGE			
		Belgium	Paris	UK	Rostov-on-Don	16-24	25-34	35-54	55+
		Base=1265	311	451	504	969	171	195	392
Question 8.5 Which language do you speak with your grandparents?	%	%	%	%	%	%	%	%	%
Eastern Armenian	38	54	22	43	35	42	45	46	28
Western Armenian	44	27	59	40	18	39	38	42	49
English	10	3	3	22	0	9	14	10	9
Dutch	1	5	0	0	0	0	0	2	1
French	23	29	41	4	0	22	20	20	28
Arabic	1	1	2	2	0	2	2	1	1
Russian	4	5	1	6	37	2	5	7	2
Turkish	10	6	17	6	0	7	8	9	12
Persian	1	1	0	1	0	0	0	1	1
Nor Nakhijevan dialect	0	0	0	0	42	0	0	0	0
Not applicable	6	4	5	9	4	10	3	3	9
Other	4	4	3	4	1	3	4	3	4

QUESTION - Multicode	Western Europe	GENDER		FIRST ARRIVED		
		Male	Female	You	A parent	Grandparent / Earlier gen
		Base=1265	614	652	387	461
Question 8.5 Which language do you speak with your grandparents?	%	%	%	%	%	%
Eastern Armenian	38	34	42	60	35	19
Western Armenian	44	44	43	32	45	54
English	10	11	9	9	11	13
Dutch	1	1	1	2	1	1
French	23	28	20	7	15	51
Arabic	1	2	2	2	2	1
Russian	4	4	4	8	2	3
Turkish	10	12	7	11	10	6
Persian	1	1	0	0	1	1
Nor Nakhijevan dialect	0	0	0	0	0	0
Not applicable	6	8	5	4	8	6
Other	4	4	4	5	4	3

Question 8.6 Which language is (was) the dominant language in your communication with your grandparent(s)? Combined 8.5 and 8.6 data, all respondents.

ARMENIAN DIASPORA SURVEY 2021

Q8.6 TOTAL

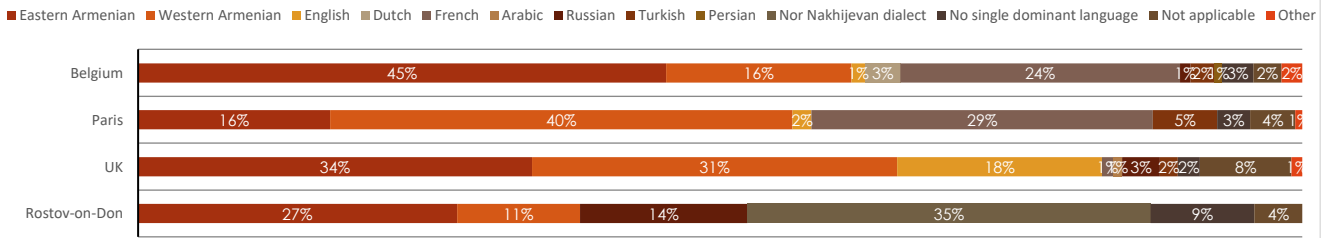


- Eastern Armenian
- Western Armenian
- English
- Dutch
- French
- Arabic
- Russian
- Turkish
- Persian
- Nor Nakhijevan dialect
- No single dominant language
- Not applicable
- Other

Base: All Respondents (1226) Data weighted within each community to known demographic profile by age, gender, and region.
Fieldwork dates: Belgium, Paris, UK Apr-Jun 2021; Rostov-on-Don Apr-Jul 2021.

ARMENIAN DIASPORA SURVEY 2021

Q8.6 COMMUNITY

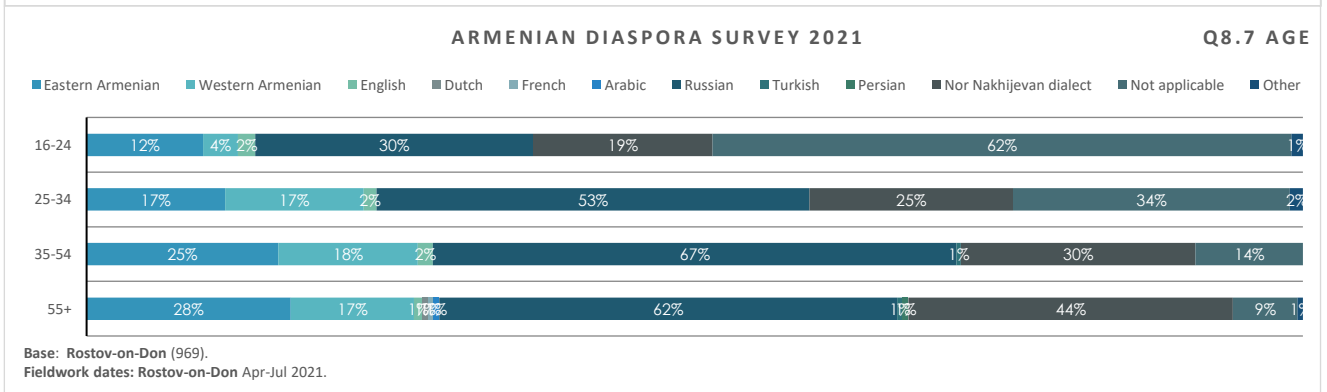
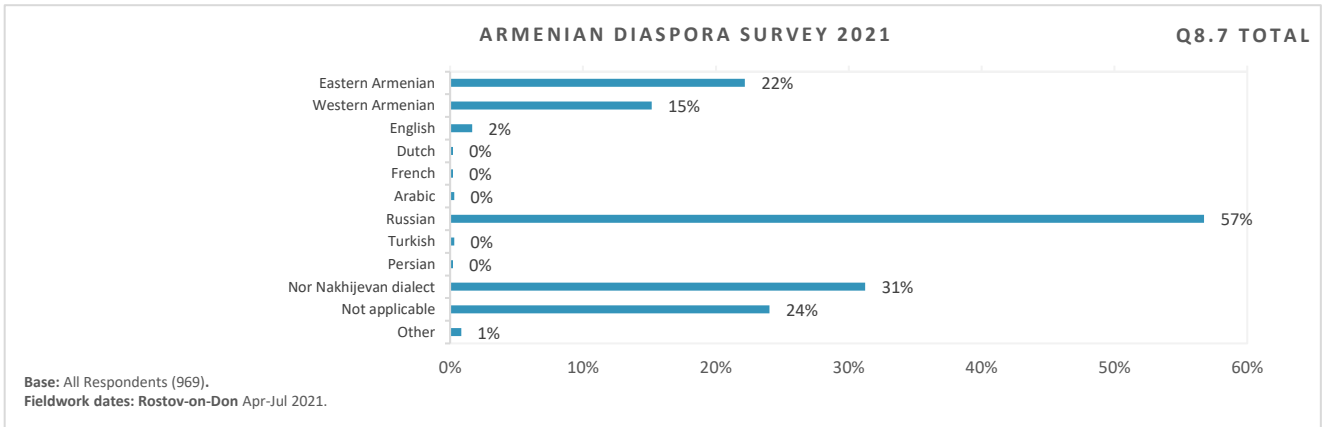


Base: Belgium (309), Paris (423), UK (494), Rostov-on-Don (969) Data weighted within each community to known demographic profile by age, gender, and region.
Fieldwork dates: Belgium, Paris, UK Apr-Jun 2021; Rostov-on-Don Apr-Jul 2021.

QUESTION - Single code	Western Europe	COMMUNITY				AGE			
		Belgium	Paris	UK	Rostov-on-Don	16-24	25-34	35-54	55+
		Base=1226	309	423	494	969	165	192	383
Question 8.6 Which language is (was) the dominant language in your communication with your grandparent(s)?	%	%	%	%	%	%	%	%	%
Eastern Armenian	30	45	16	34	27	38	35	36	22
Western Armenian	31	16	40	31	11	31	27	28	34
English	8	1	2	18	0	5	10	8	8
Dutch	1	3	0	0	0	0	0	2	1
French	17	24	29	1	0	9	14	15	22
Arabic	0	0	0	1	0	0	0	0	1
Russian	2	1	0	3	14	0	4	3	0
Turkish	3	2	5	2	0	5	2	3	3
Persian	0	1	0	0	0	0	0	0	0
Nor Nakhijevan dialect	0	0	0	0	35	0	0	0	0
No single dominant language	2	3	3	2	9	1	3	1	4
Not applicable	5	2	4	8	4	10	2	3	6
Other	1	2	1	1	0	1	2	1	1
TOTAL	100	100	100	100	100	100	100	100	100

QUESTION - Single code	Western Europe	GENDER		FIRST ARRIVED		
		Male	Female	You	A parent	Grandparent / Earlier gen
		Base=1226	599	627	379	438
Question 8.6 Which language is (was) the dominant language in your communication with your grandparent(s)?	%	%	%	%	%	%
Eastern Armenian	30	26	34	51	28	12
Western Armenian	31	30	31	23	36	31
English	8	8	7	7	8	10
Dutch	1	1	1	1	1	0
French	17	20	14	5	12	35
Arabic	0	0	0	1	0	0
Russian	2	2	2	4	1	0
Turkish	3	4	2	2	5	2
Persian	0	0	0	0	0	1
Nor Nakhijevan dialect	0	0	0	0	0	0
No single dominant language	2	3	2	4	1	3
Not applicable	5	6	4	2	7	6
Other	1	0	1	1	1	0
TOTAL	100	100	100	100	100	100

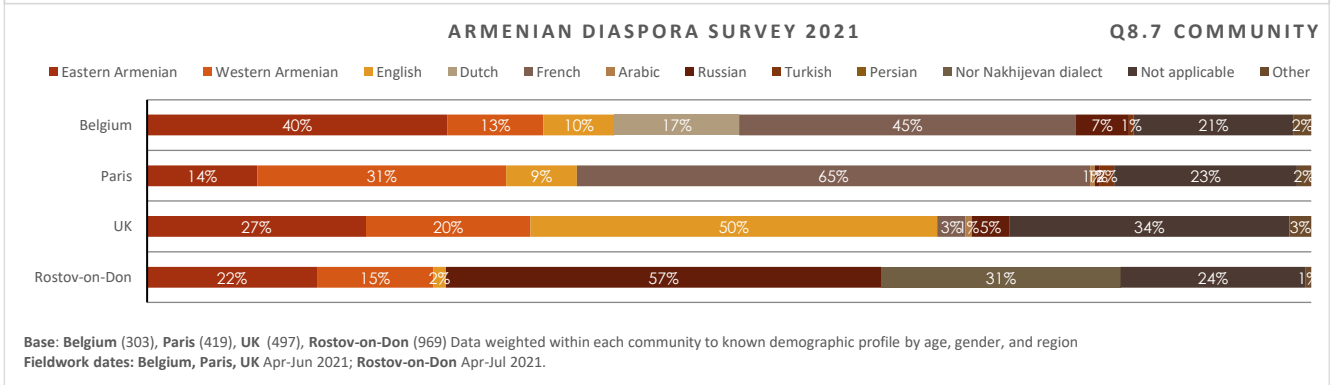
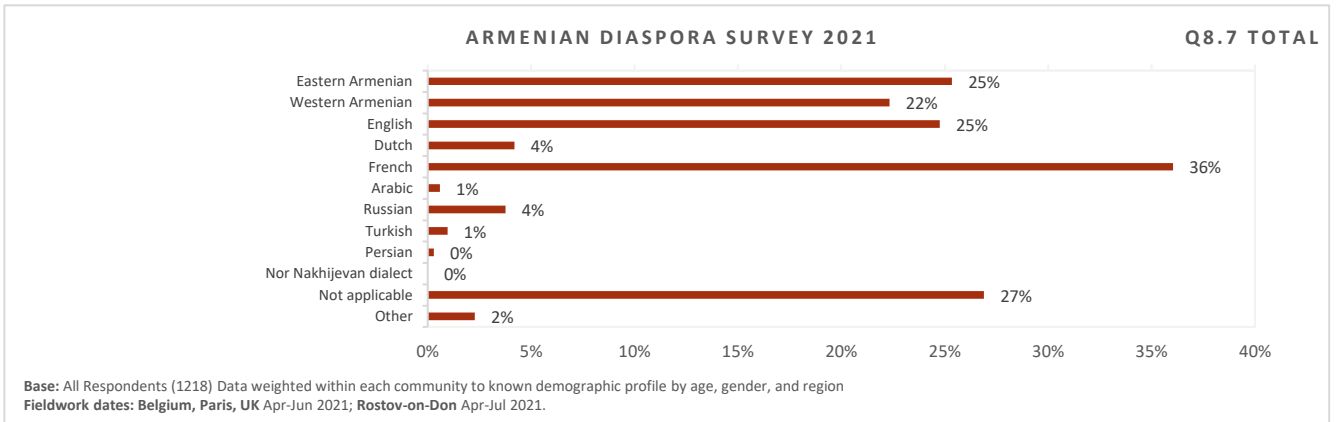
Question 8.7 Which languages do you speak with you our child(ren)?



QUESTION - Multicode	Rostov-on-Don	Age			
		16-24	25-34	35-54	55+
Question 8.7 Which languages do you speak with you our child(ren)?	BASE=969	203	247	353	173
	%	%	%	%	%
Eastern Armenian	22	12	17	25	28
Western Armenian	15	4	17	18	17
English	2	2	2	2	1
Dutch	0	0	0	0	1
French	0	0	0	0	1
Arabic	0	0	0	0	1
Russian	57	30	53	67	62
Turkish	0	0	0	1	1
Persian	0	0	0	0	1
Nor Nakhijevan dialect	31	19	25	30	44
Not applicable	24	62	34	14	9
Other	1	1	2	0	1

QUESTION - Multicode	Rostov-on-Don	GENDER		FIRST ARRIVED		
		Male	Female	You	A parent	Grandparent / Earlier gen
Question 8.7 Which languages do you speak with you our child(ren)?	BASE=969	438	539	126	311	532
	%	%	%	%	%	%
Eastern Armenian	22	24	20	61	34	10
Western Armenian	15	16	14	7	16	17
English	2	1	2	0	4	1
Dutch	0	0	0	0	0	0
French	0	0	0	0	0	0
Arabic	0	0	1	0	0	0
Russian	57	49	66	60	54	57
Turkish	0	0	1	0	0	0
Persian	0	0	0	0	0	0
Nor Nakhijevan dialect	31	21	42	9	9	44
Not applicable	24	29	19	14	32	23
Other	1	1	1	2	3	0

Question 8.7 Which languages do you speak with you our child(ren)?

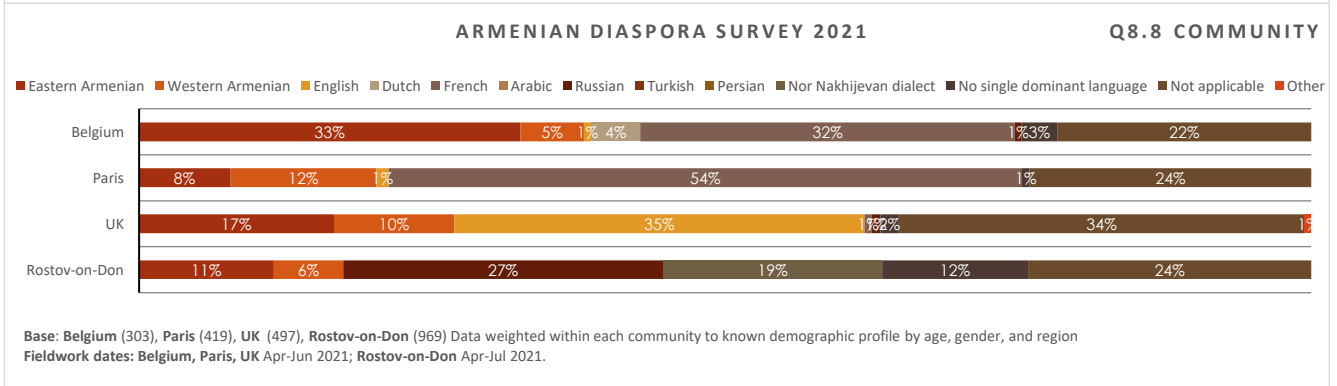
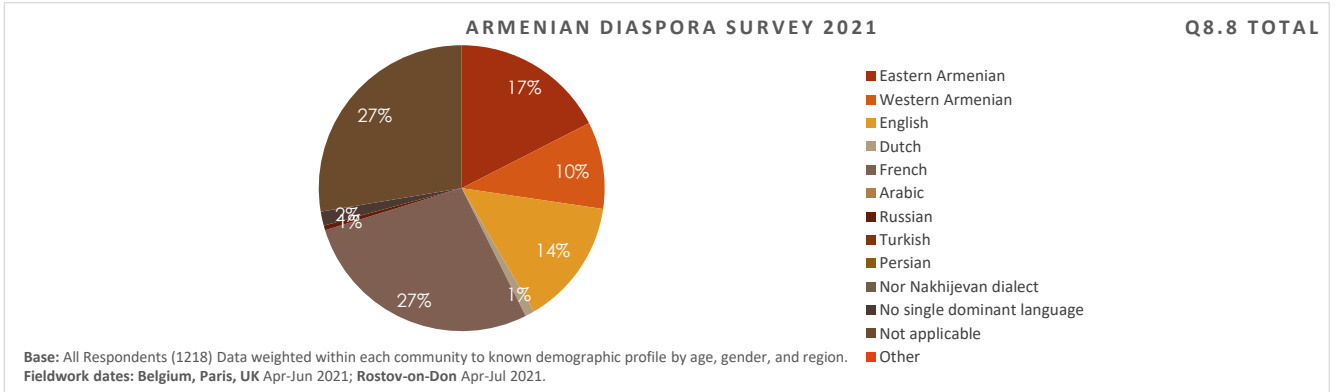


QUESTION - Multicode	Western Europe	COMMUNITY				AGE			
		Belgium	Paris	UK	Rostov-on-Don	16-24	25-34	35-54	55+
Question 8.7 Which languages do you speak with you our child(ren)?	Base=1218	303	419	497	969	160	189	386	484
	%	%	%	%	%	%	%	%	%
Eastern Armenian	25	40	14	27	22	13	22	39	20
Western Armenian	22	13	31	20	15	9	12	26	28
English	25	10	9	50	2	5	15	28	32
Dutch	4	17	0	0	0	2	3	7	3
French	36	45	65	3	0	13	18	36	50
Arabic	1	0	1	1	0	0	0	1	1
Russian	4	7	1	5	57	1	4	8	1
Turkish	1	1	2	0	0	0	0	1	1
Persian	0	0	0	0	0	0	0	0	0
Nor Nakhijevan dialect	0	0	0	0	31	0	0	0	0
Not applicable	27	21	23	34	24	72	54	17	10
Other	2	2	2	3	1	1	1	2	3

QUESTION - Multicode	Western Europe	GENDER		FIRST ARRIVED		
		Male	Female	You	A parent	Grandparent / Earlier gen
Question 8.7 Which languages do you speak with you our child(ren)?	Base=1218	588	630	381	441	298
	%	%	%	%	%	%
Eastern Armenian	25	22	28	47	18	12
Western Armenian	22	21	23	25	21	20
English	25	26	24	36	23	17
Dutch	4	4	4	6	3	2
French	36	34	38	23	35	49
Arabic	1	1	0	1	0	0
Russian	4	3	5	11	1	1
Turkish	1	1	1	2	1	0
Persian	0	0	0	0	0	0
Nor Nakhijevan dialect	0	0	0	0	0	0
Not applicable	27	28	26	15	34	32
Other	2	2	3	3	2	2

WESTERN EUROPE

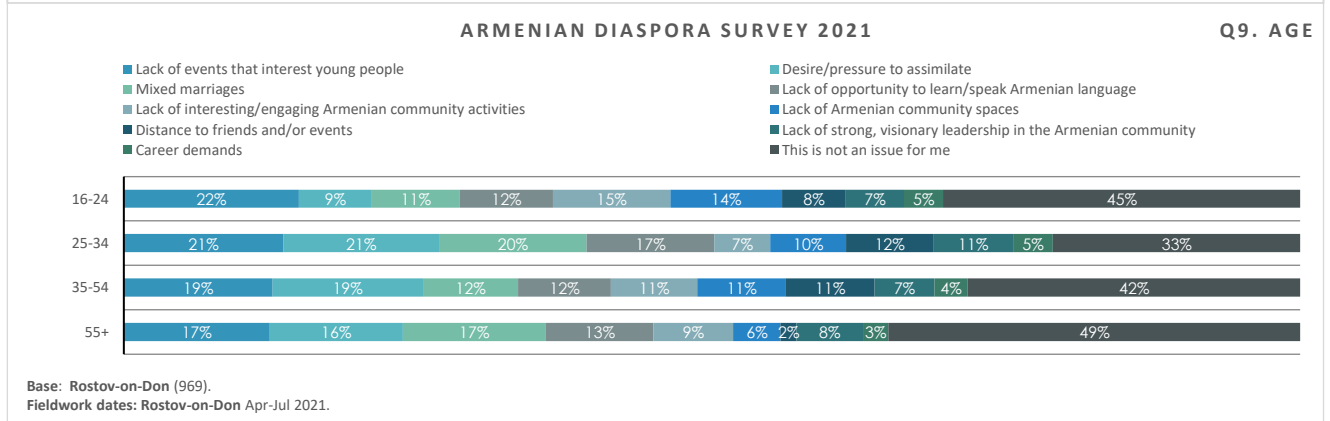
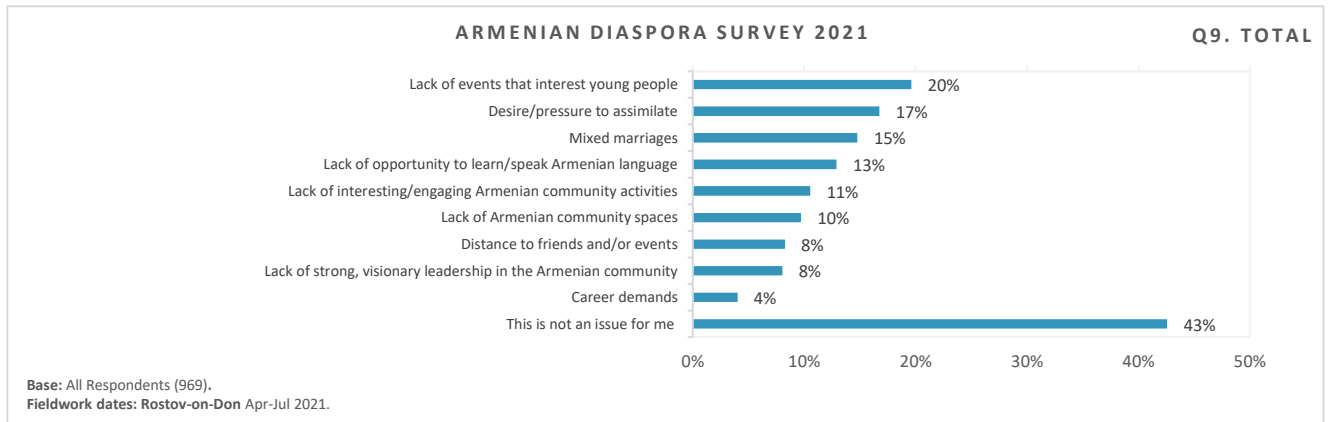
Question 8.8 Which language is (was) the dominant language in your communication with your child(ren)? Combined 8.7 and 8.8 data, all respondents.



QUESTION - Single code	Western Europe	COMMUNITY				AGE			
		Belgium	Paris	UK	Rostov-on-Don	16-24	25-34	35-54	55+
Question 8.8 Which language is (was) the dominant language in your communication with your child(ren)?	Base=1218	303	419	497	969	160	189	386	484
	%	%	%	%	%	%	%	%	%
Eastern Armenian	17	33	8	17	11	12	15	26	13
Western Armenian	10	5	12	10	6	4	8	10	12
English	14	1	1	35	0	1	6	17	19
Dutch	1	4	0	0	0	1	0	2	1
French	27	32	54	1	0	9	10	26	41
Arabic	0	0	0	0	0	0	0	0	0
Russian	1	1	0	1	27	1	1	1	0
Turkish	0	0	0	0	0	0	0	0	1
Persian	0	0	0	0	0	0	0	0	0
Nor Nakhijevan dialect	0	0	0	0	19	0	0	0	0
No single dominant language	2	3	1	2	12	0	2	2	2
Not applicable	27	22	24	34	24	73	58	17	10
Other	0	0	0	1	0	0	0	1	0
TOTAL	100	100	100	100	100	100	100	100	100

QUESTION - Single code	Western Europe	GENDER		FIRST ARRIVED		
		Male	Female	You	A parent	Grandparent / Earlier gen
Question 8.8 Which language is (was) the dominant language in your communication with your child(ren)?	Base=1218	588	630	381	441	298
	%	%	%	%	%	%
Eastern Armenian	17	16	19	35	12	6
Western Armenian	10	11	9	14	9	7
English	14	14	14	19	14	10
Dutch	1	1	1	1	1	1
French	27	27	28	11	27	43
Arabic	0	0	0	0	0	0
Russian	1	0	1	1	0	0
Turkish	0	0	0	0	0	0
Persian	0	0	0	0	0	0
Nor Nakhijevan dialect	0	0	0	0	0	0
No single dominant language	2	1	2	4	1	0
Not applicable	27	29	26	15	35	33
Other	0	0	0	1	0	0
TOTAL	100	100	100	100	100	100

Question 9. What are the biggest challenges to the strength of your Armenian community?



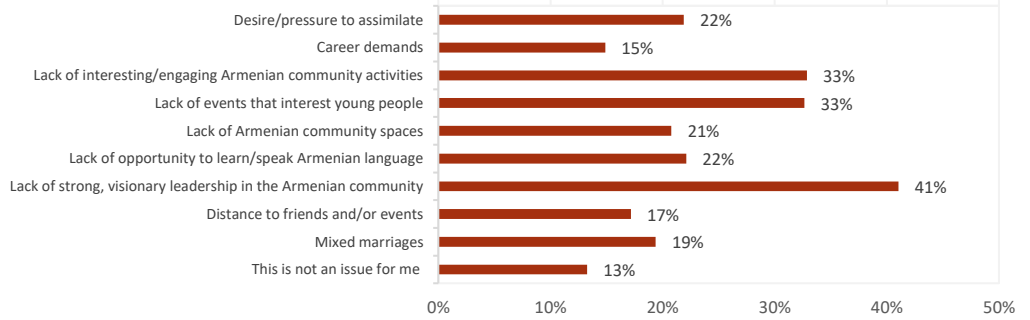
QUESTION - Multicode	Rostov-on-Don	Age			
		16-24	25-34	35-54	55+
Question 9. What are the biggest challenges to the strength of your Armenian community?	BASE=969	203	247	353	173
	%	%	%	%	%
Lack of events that interest young people	20	22	21	19	17
Desire/pressure to assimilate	17	9	21	19	16
Mixed marriages	15	11	20	12	17
Lack of opportunity to learn/speak Armenian language	13	12	17	12	13
Lack of interesting/engaging Armenian community activities	11	15	7	11	9
Lack of Armenian community spaces	10	14	10	11	6
Distance to friends and/or events	8	8	12	11	2
Lack of strong, visionary leadership in the Armenian community	8	7	11	7	8
Career demands	4	5	5	4	3
This is not an issue for me	43	45	33	42	49

QUESTION - Multicode	Rostov-on-Don	GENDER		FIRST ARRIVED		
		Male	Female	You	A parent	Grandparent / Earlier gen
Question 9. What are the biggest challenges to the strength of your Armenian community?	BASE=969	438	539	126	311	532
	%	%	%	%	%	%
Lack of events that interest young people	20	16	23	17	24	19
Desire/pressure to assimilate	17	19	14	30	20	13
Mixed marriages	15	13	16	18	25	11
Lack of opportunity to learn/speak Armenian language	13	13	13	15	22	9
Lack of interesting/engaging Armenian community activities	11	10	11	15	11	10
Lack of Armenian community spaces	10	10	10	13	13	8
Distance to friends and/or events	8	10	6	18	15	4
Lack of strong, visionary leadership in the Armenian community	8	9	7	14	8	7
Career demands	4	4	4	6	4	4
This is not an issue for me	43	40	46	23	30	51

Question 9. What are the biggest challenges to the strength of your Armenian community?

ARMENIAN DIASPORA SURVEY 2021

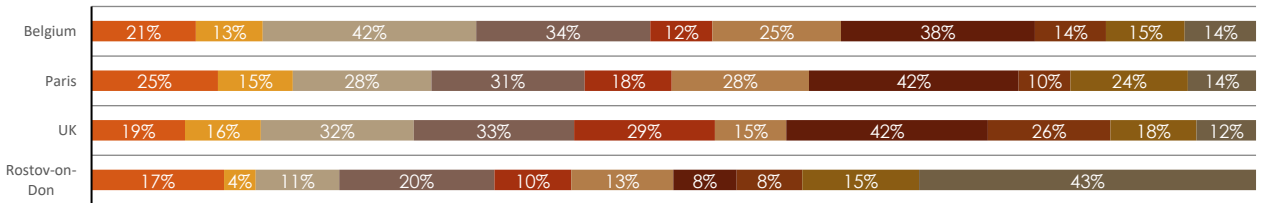
Q9. TOTAL



Base: All Respondents (1357) Data weighted within each community to known demographic profile by age, gender, and region
 Fieldwork dates: Belgium, Paris, UK Apr-Jun 2021; Rostov-on-Don Apr-Jul 2021.

ARMENIAN DIASPORA SURVEY 2021

Q9. COMMUNITY

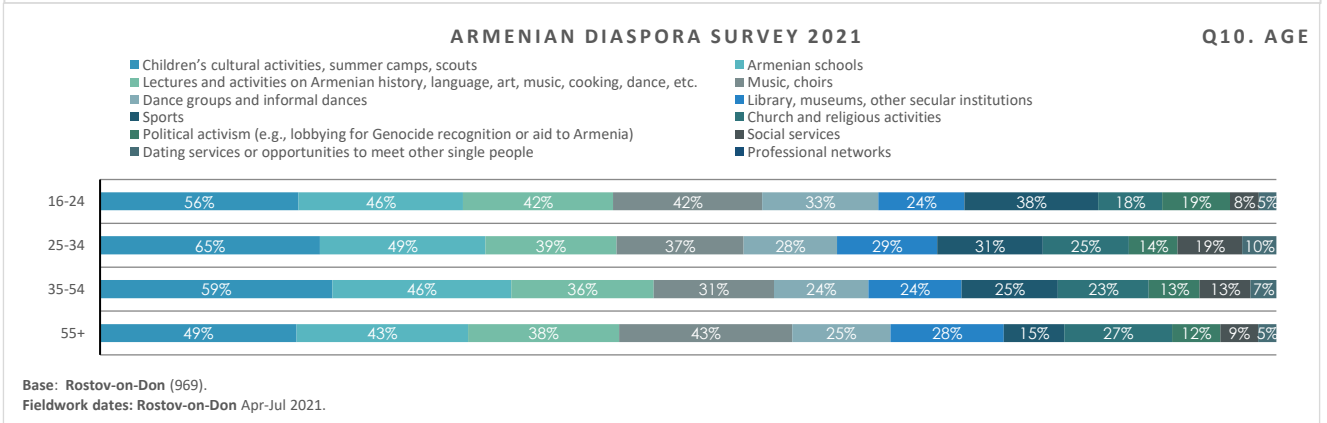
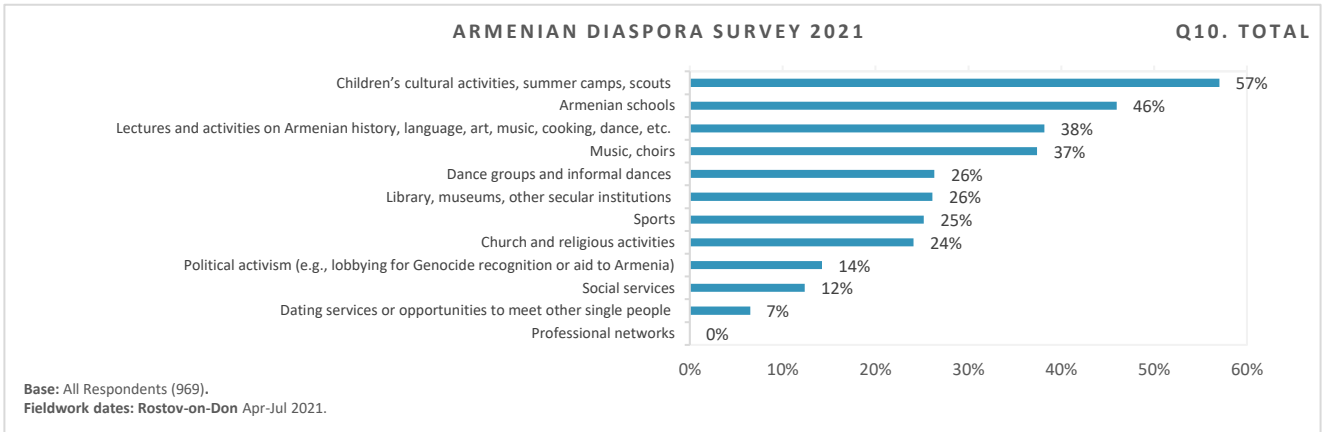


Base: Belgium (336), Paris (496), UK (525), Rostov-on-Don (969) Data weighted within each community to known demographic profile by age, gender, and region
 Fieldwork dates: Belgium, Paris, UK Apr-Jun 2021; Rostov-on-Don Apr-Jul 2021.

QUESTION - Multicode	Western Europe	COMMUNITY				AGE			
		Belgium	Paris	UK	Rostov-on-Don	16-24	25-34	35-54	55+
Question 9. What are the biggest challenges to the strength of your Armenian community?	Base=1357	336	496	525	969	173	207	429	548
	%	%	%	%	%	%	%	%	%
Desire/pressure to assimilate	22	21	25	19	17	28	28	18	20
Career demands	15	13	15	16	4	16	13	15	15
Lack of interesting/engaging Armenian community activities	33	42	28	32	11	30	37	35	30
Lack of events that interest young people	33	34	31	33	20	42	36	32	29
Lack of Armenian community spaces	21	12	18	29	10	23	23	21	19
Lack of opportunity to learn/speak Armenian language	22	25	28	15	13	21	24	22	21
Lack of strong, visionary leadership in the Armenian community	41	38	42	42	8	35	40	46	40
Distance to friends and/or events	17	14	10	26	8	10	19	17	19
Mixed marriages	19	15	24	18	15	25	14	16	22
This is not an issue for me	13	14	14	12	43	12	10	12	16

QUESTION - Multicode	Western Europe	GENDER		FIRST ARRIVED		
		Male	Female	You	A parent	Grandparent / Earlier gen
Question 9. What are the biggest challenges to the strength of your Armenian community?	Base=1357	658	699	399	488	359
	%	%	%	%	%	%
Desire/pressure to assimilate	22	26	18	15	25	25
Career demands	15	15	14	14	18	12
Lack of interesting/engaging Armenian community activities	33	31	35	40	31	27
Lack of events that interest young people	33	29	36	38	31	30
Lack of Armenian community spaces	21	21	20	25	21	18
Lack of opportunity to learn/speak Armenian language	22	20	24	19	21	26
Lack of strong, visionary leadership in the Armenian community	41	45	37	47	38	38
Distance to friends and/or events	17	15	19	24	15	14
Mixed marriages	19	22	17	17	21	20
This is not an issue for me	13	14	12	12	12	16

Question 10. Which activities are needed in your local Armenian community?



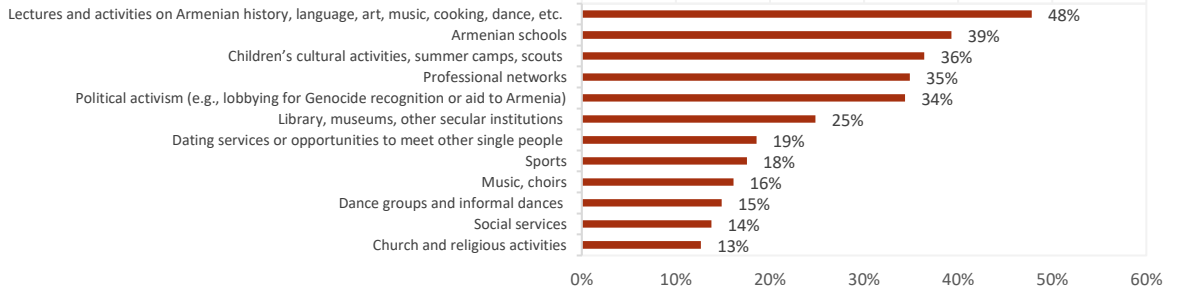
QUESTION - Multicode	Age				
	Rostov-on-Don	16-24	25-34	35-54	55+
Question 10. Which activities are needed in your local Armenian community?	BASE=969	203	247	353	173
	%	%	%	%	%
Children's cultural activities, summer camps, scouts	57	56	65	59	49
Armenian schools	46	46	49	46	43
Lectures and activities on Armenian history, language, art, music, cooking, dance, etc.	38	42	39	36	38
Music, choirs	37	42	37	31	43
Dance groups and informal dances	26	33	28	24	25
Library, museums, other secular institutions	26	24	29	24	28
Sports	25	38	31	25	15
Church and religious activities	24	18	25	23	27
Political activism (e.g., lobbying for Genocide recognition or aid to Armenia)	14	19	14	13	12
Social services	12	8	19	13	9
Dating services or opportunities to meet other single people	7	5	10	7	5
Professional networks	0	0	0	0	0

QUESTION - Multicode	Rostov-on-Don	GENDER		FIRST ARRIVED		
		Male	Female	You	A parent	Grandparent / Earlier gen
Question 10. Which activities are needed in your local Armenian community?	BASE=969	438	539	126	311	532
	%	%	%	%	%	%
Children's cultural activities, summer camps, scouts	57	53	61	63	63	54
Armenian schools	46	51	39	73	63	35
Lectures and activities on Armenian history, language, art, music, cooking, dance, etc.	38	36	41	34	38	39
Music, choirs	37	35	40	41	40	36
Dance groups and informal dances	26	23	29	26	32	24
Library, museums, other secular institutions	26	23	30	25	31	25
Sports	25	30	21	24	28	24
Church and religious activities	24	24	24	34	27	21
Political activism (e.g., lobbying for Genocide recognition or aid to Armenia)	14	15	13	21	18	12
Social services	12	12	13	12	12	12
Dating services or opportunities to meet other single people	7	6	7	7	11	5
Professional networks	0	0	0	0	0	0

Question 10. Which activities are needed in your local Armenian community?

ARMENIAN DIASPORA SURVEY 2021

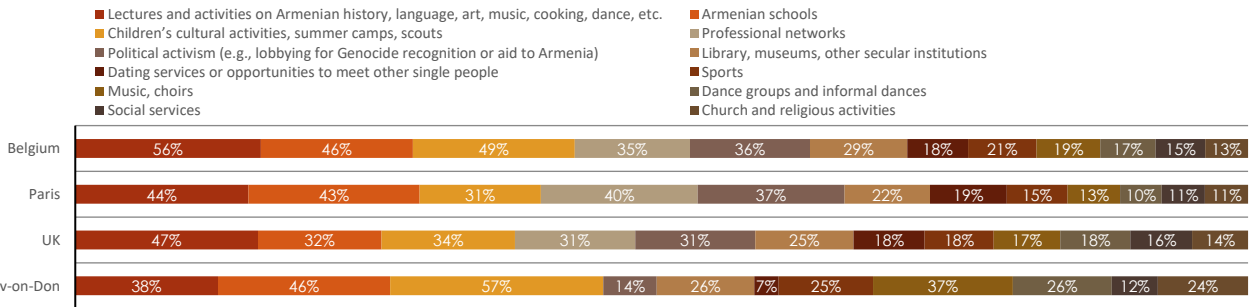
Q10 TOTAL



Base: All Respondents (1357) Data weighted within each community to known demographic profile by age, gender, and region
 Fieldwork dates: Belgium, Paris, UK Apr-Jun 2021; Rostov-on-Don Apr-Jul 2021.

ARMENIAN DIASPORA SURVEY 2021

Q10. COMMUNITY

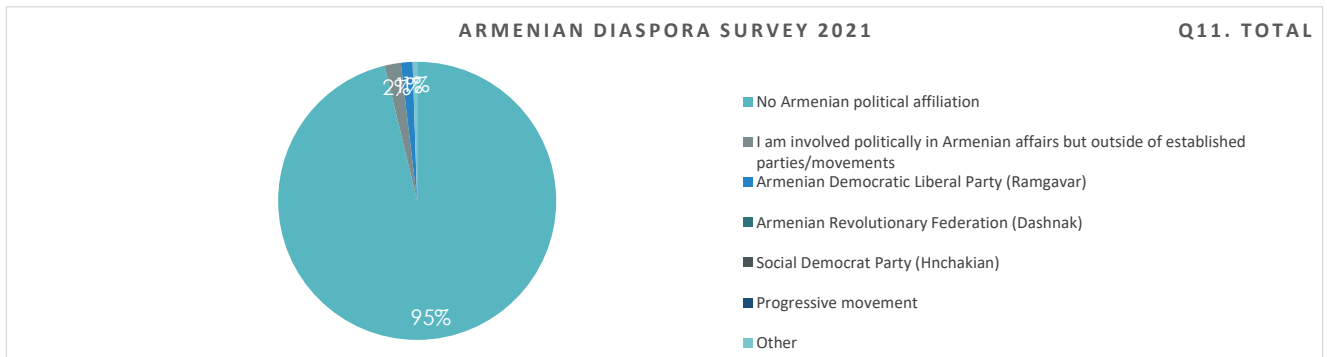


Base: Belgium (336), Paris (496), UK (525), Rostov-on-Don (969) Data weighted within each community to known demographic profile by age, gender, and region
 Fieldwork dates: Belgium, Paris, UK Apr-Jun 2021; Rostov-on-Don Apr-Jul 2021.

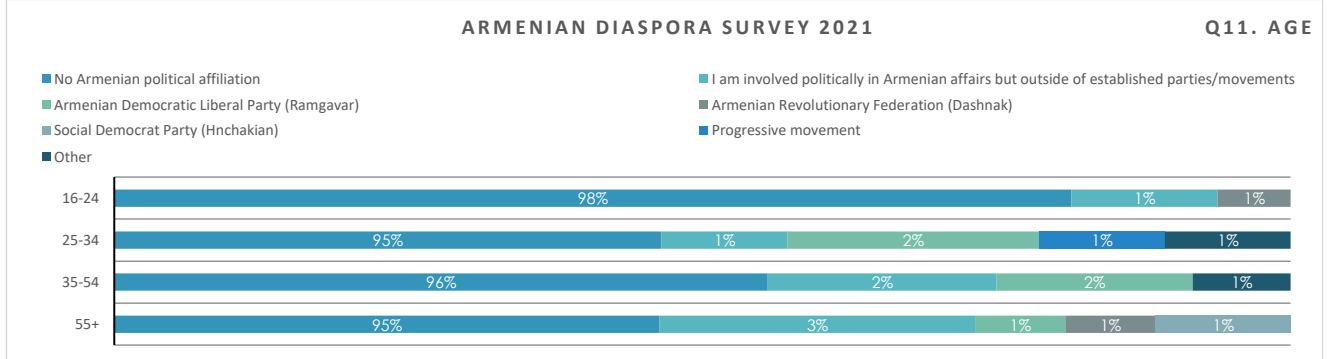
QUESTION - Multicode	Western Europe	COMMUNITY				AGE			
		Belgium	Paris	UK	Rostov-on-Don	16-24	25-34	35-54	55+
		Base=1357	336	496	525	969	173	207	429
Question 10. Which activities are needed in your local Armenian community?	%	%	%	%	%	%	%	%	%
Lectures and activities on Armenian history, language, art, music, cooking, dance, etc.	48	56	44	47	38	56	48	45	48
Armenian schools	39	46	43	32	46	40	45	42	35
Children's cultural activities, summer camps, scouts	36	49	31	34	57	32	33	42	35
Professional networks	35	35	40	31	0	40	44	37	28
Political activism (e.g., lobbying for Genocide recognition or aid to Armenia)	34	36	37	31	14	39	29	37	33
Library, museums, other secular institutions	25	29	22	25	26	41	31	24	18
Dating services or opportunities to meet other single people	19	18	19	18	7	17	21	18	18
Sports	18	21	15	18	25	31	24	17	11
Music, choirs	16	19	13	17	37	18	17	16	16
Dance groups and informal dances	15	17	10	18	26	17	20	16	12
Social services	14	15	11	16	12	21	16	10	13
Church and religious activities	13	13	11	14	24	18	12	13	11

QUESTION - Multicode	Western Europe	GENDER		FIRST ARRIVED		
		Male	Female	You	A parent	Grandparent / Earlier gen
		Base=1357	658	699	399	488
Question 10. Which activities are needed in your local Armenian community?	%	%	%	%	%	%
Lectures and activities on Armenian history, language, art, music, cooking, dance, etc.	48	45	51	47	45	52
Armenian schools	39	45	34	43	40	34
Children's cultural activities, summer camps, scouts	36	34	39	45	38	28
Professional networks	35	38	32	32	38	33
Political activism (e.g., lobbying for Genocide recognition or aid to Armenia)	34	38	31	33	34	39
Library, museums, other secular institutions	25	23	26	26	22	28
Dating services or opportunities to meet other single people	19	19	18	20	19	18
Sports	18	22	13	15	19	19
Music, choirs	16	13	19	22	14	13
Dance groups and informal dances	15	11	19	21	14	11
Social services	14	16	11	17	12	14
Church and religious activities	13	16	10	13	13	11

Question 11. Are you actively involved with any Armenian political parties or movements?



Base: All Respondents (969).
Fieldwork dates: Rostov-on-Don Apr-Jul 2021.

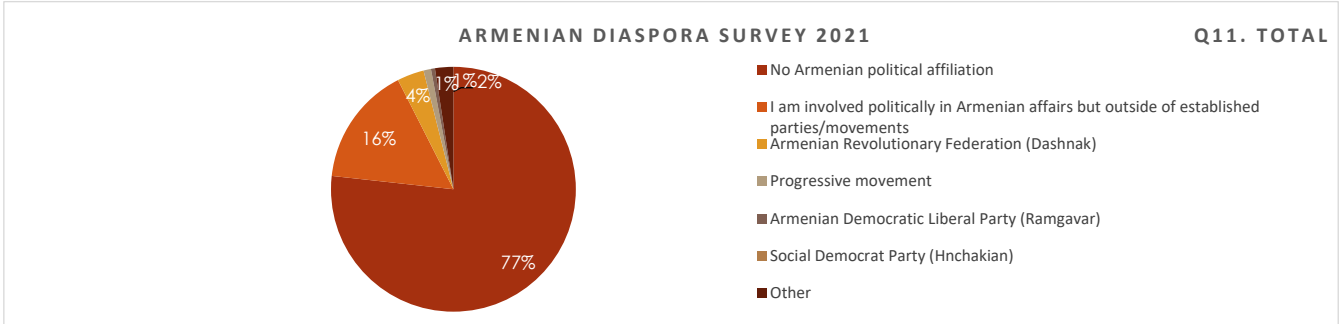


Base: Rostov-on-Don (969).
Fieldwork dates: Rostov-on-Don Apr-Jul 2021.

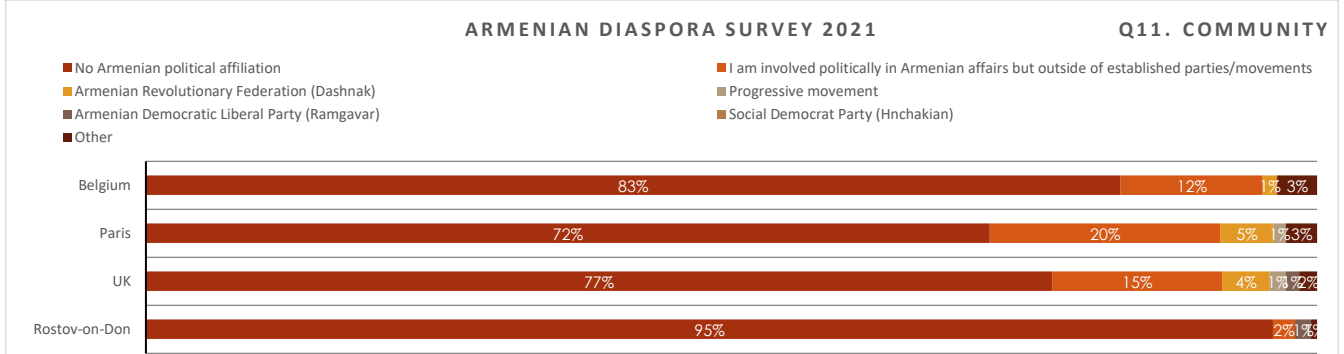
QUESTION - Single code	Rostov-on-Don	Age			
		16-24	25-34	35-54	55+
Question 11. Are you actively involved with any Armenian political parties or movements?	BASE=969	203	247	353	173
	%	%	%	%	%
No Armenian political affiliation	95	98	95	96	95
I am involved politically in Armenian affairs but outside of established parties/movements	2	1	1	2	3
Armenian Democratic Liberal Party (Ramgavar)	1	0	2	2	1
Armenian Revolutionary Federation (Dashnak)	0	1	0	0	1
Social Democrat Party (Hnchakian)	0	0	0	0	1
Progressive movement	0	0	1	0	0
Other	1	0	1	1	0
TOTAL	100	100	100	100	100

QUESTION - Single code	Rostov-on-Don	GENDER		FIRST ARRIVED		
		Male	Female	You	A parent	Grandparent / Earlier gen
Question 11. Are you actively involved with any Armenian political parties or movements?	BASE=969	438	539	126	311	532
	%	%	%	%	%	%
No Armenian political affiliation	95	96	95	88	94	97
I am involved politically in Armenian affairs but outside of established parties/movements	2	2	2	4	2	1
Armenian Democratic Liberal Party (Ramgavar)	1	2	1	4	2	1
Armenian Revolutionary Federation (Dashnak)	0	0	0	2	0	0
Social Democrat Party (Hnchakian)	0	0	1	0	1	0
Progressive movement	0	0	0	2	0	0
Other	1	0	1	0	1	0
TOTAL	100	100	100	100	100	100

Question 11. Are you actively involved with any Armenian political parties or movements?



Base: All Respondents (1326) Data weighted within each community to known demographic profile by age, gender, and region.
Fieldwork dates: Belgium, Paris, UK Apr-Jun 2021; Rostov-on-Don Apr-Jul 2021.



Base: Belgium (324), Paris (485), UK (517), Rostov-on-Don (969) Data weighted within each community to known demographic profile by age, gender, and region
Fieldwork dates: Belgium, Paris, UK Apr-Jun 2021; Rostov-on-Don Apr-Jul 2021.

QUESTION - Single code	Western Europe	COMMUNITY				AGE			
		Belgium	Paris	UK	Rostov-on-Don	16-24	25-34	35-54	55+
Question 11. Are you actively involved with any Armenian political parties or movements?	Base=1326	324	485	517	969	166	204	419	536
	%	%	%	%	%	%	%	%	%
No Armenian political affiliation	77	83	72	77	95	74	78	80	75
I am involved politically in Armenian affairs but outside of established parties/movements	16	12	20	15	2	20	13	14	17
Armenian Revolutionary Federation (Dashnak)	4	1	5	4	0	3	5	3	3
Progressive movement	1	0	1	1	0	0	2	0	2
Armenian Democratic Liberal Party (Ramgavar)	1	0	0	1	1	0	0	0	1
Social Democrat Party (Hnchakian)	0	0	0	0	0	0	0	0	0
Other	2	3	3	2	1	3	1	2	3
TOTAL	100	100	100	100	100	100	100	100	100

QUESTION - Single code	Western Europe	GENDER		FIRST ARRIVED		
		Male	Female	You	A parent	Grandparent / Earlier gen
Question 11. Are you actively involved with any Armenian political parties or movements?	Base=1326	650	676	393	491	334
	%	%	%	%	%	%
No Armenian political affiliation	77	74	80	78	78	72
I am involved politically in Armenian affairs but outside of established parties/movements	16	18	14	14	15	20
Armenian Revolutionary Federation (Dashnak)	4	4	3	4	3	4
Progressive movement	1	1	1	1	1	1
Armenian Democratic Liberal Party (Ramgavar)	1	1	0	1	0	0
Social Democrat Party (Hnchakian)	0	0	0	0	0	0
Other	2	3	2	2	3	2
TOTAL	100	100	100	100	100	100

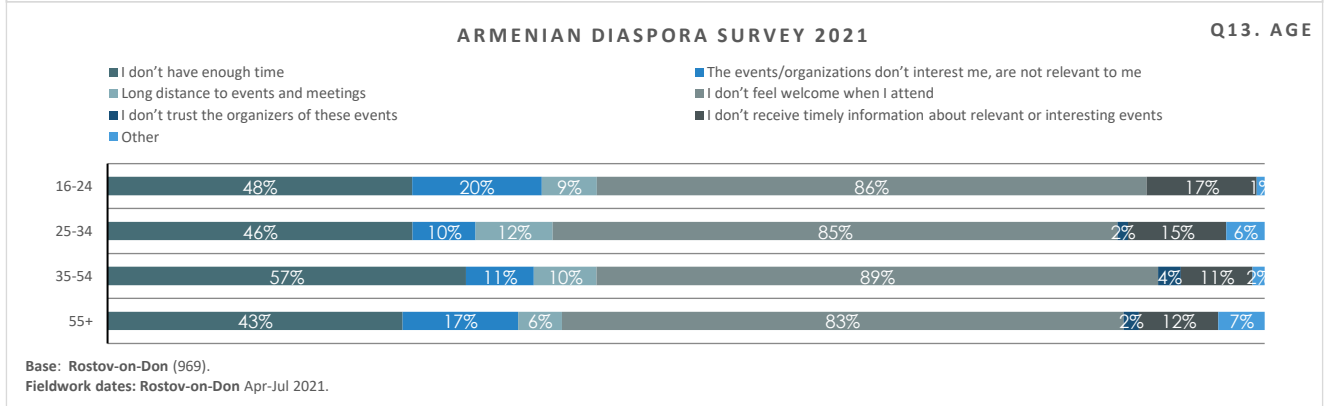
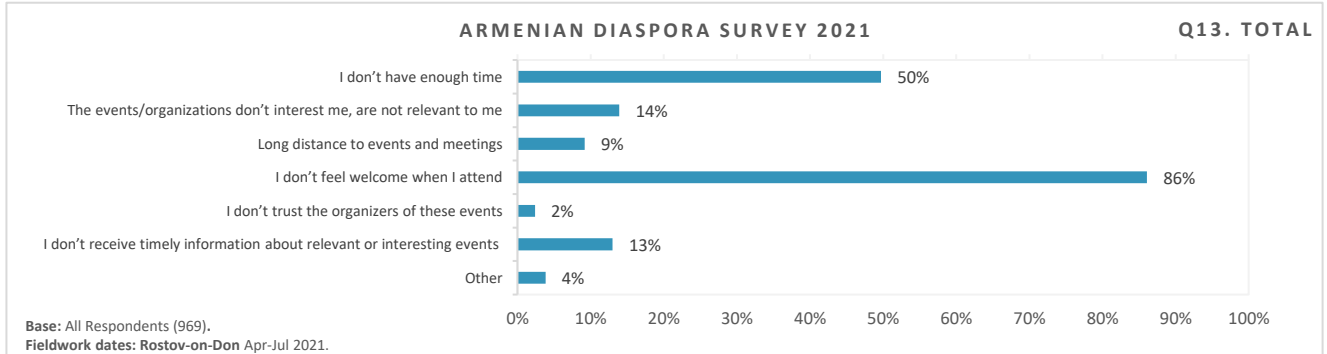
Question 12. Do you regularly attend any Armenian cultural, charitable, professional, compatriotic, scouting, sport, or youth related events? If yes, please list up to three.

Rostov on Don			
	Question 12. Do you regularly attend any Armenian cultural, charitable, professional, compatriotic, scouting, sport, or youth related events? If yes, please list up to three.	N	%
1	CULTURAL	49	5.0%
2	ARMENIAN CHURCH	26	2.7%
3	UNION OF ARMENIAN YOUTH OF DON	23	2.4%
4	ARMENIAN COMMUNITY	21	2.1%
5	THEATER, EXHIBITIONS, COMEDY, FILMS	17	1.7%
6	MUSEUMS	10	1.0%
7	NONE	3	0.3%
	Total	977	100%

Question 12. Do you regularly attend any Armenian cultural, charitable, professional, compatriotic, scouting, sport, or youth related events? If yes, please list up to three.

Western Europe			
	Question 12. Do you regularly attend any Armenian cultural, charitable, professional, compatriotic, scouting, sport, or youth related events? If yes, please list up to three.	N	%
1	CHURCH	127	9.4%
2	CULTURAL	103	7.6%
3	ARF	90	6.6%
4	<i>NONE</i>	77	5.7%
5	AGBU	72	5.3%
6	SCHOOL	66	4.9%
7	ARMENIAN INSTITUTE	56	4.1%
8	CHARITY	48	3.5%
9	HOM / ARMENIAN RELIEF SOCIETY	45	3.3%
10	DEMONSTRATIONS	31	2.3%
11	HAYASHEN	31	2.3%
12	ARMENIAN COMMUNITY	26	1.9%
13	HAMAZKAYIN	26	1.9%
14	HAY DOUN	25	1.8%
15	ARMENIAN EVENTS	22	1.6%
16	CHOIR	16	1.2%
17	UMAF	15	1.1%
18	CHENE	13	1.0%
	Total	1357	100%

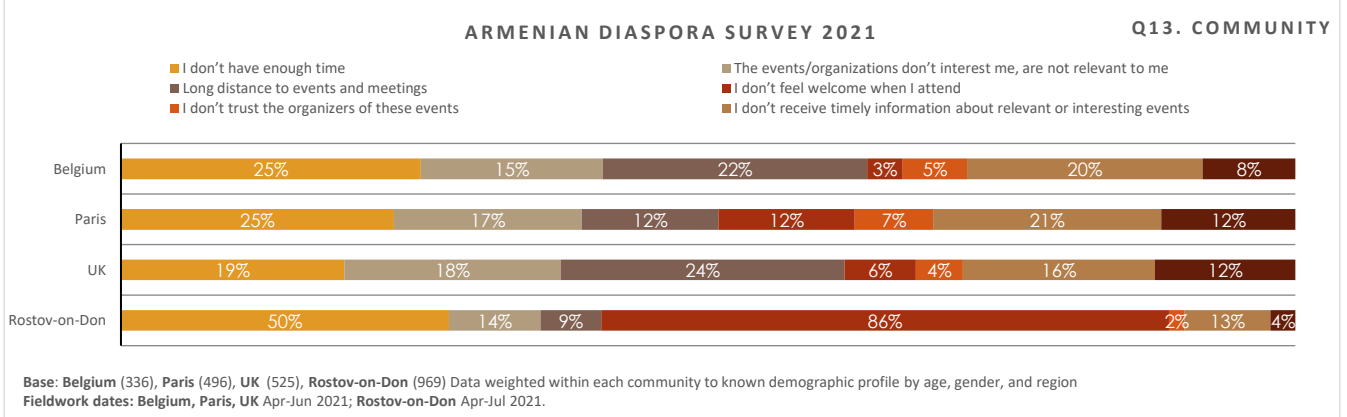
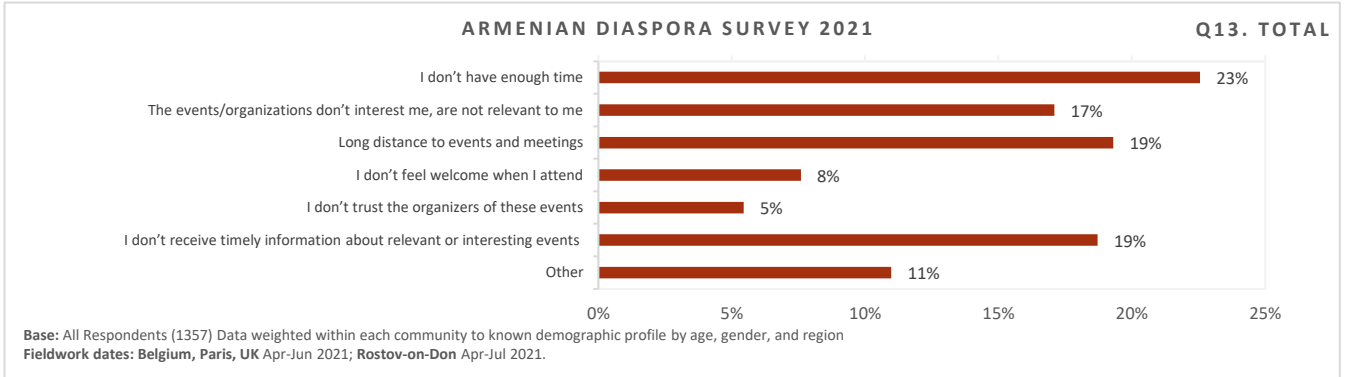
Question 13. Could you please specify the reasons, why you do not regularly attend any Armenian cultural, charitable, professional, compatriotic, scouting, sport, or youth related events?



QUESTION - Multicode	Rostov-on-Don	Age			
		16-24	25-34	35-54	55+
Question 13. Could you please specify the reasons, why you do not regularly attend any Armenian cultural, charitable, professional, compatriotic, scouting, sport, or youth related events?	BASE=969	203	247	353	173
	%	%	%	%	%
I don't have enough time	50	48	46	57	43
The events/organizations don't interest me, are not relevant to me	14	20	10	11	17
Long distance to events and meetings	9	9	12	10	6
I don't feel welcome when I attend	86	86	85	89	83
I don't trust the organizers of these events	2	0	2	4	2
I don't receive timely information about relevant or interesting events	13	17	15	11	12
Other	4	1	6	2	7

QUESTION - Multicode	Rostov-on-Don	GENDER		FIRST ARRIVED		
		Male	Female	You	A parent	Grandparent / Earlier gen
Question 13. Could you please specify the reasons, why you do not regularly attend any Armenian cultural, charitable, professional, compatriotic, scouting, sport, or youth related events?	BASE=969	438	539	126	311	532
	%	%	%	%	%	%
I don't have enough time	50	51	48	51	41	53
The events/organizations don't interest me, are not relevant to me	14	11	17	7	9	17
Long distance to events and meetings	9	10	9	13	12	7
I don't feel welcome when I attend	86	88	85	83	82	88
I don't trust the organizers of these events	2	2	3	2	5	2
I don't receive timely information about relevant or interesting events	13	14	13	8	9	15
Other	4	4	4	2	3	4

Question 13. Could you please specify the reasons, why you do not regularly attend any Armenian cultural, charitable, professional, compatriotic, scouting, sport, or youth related events?



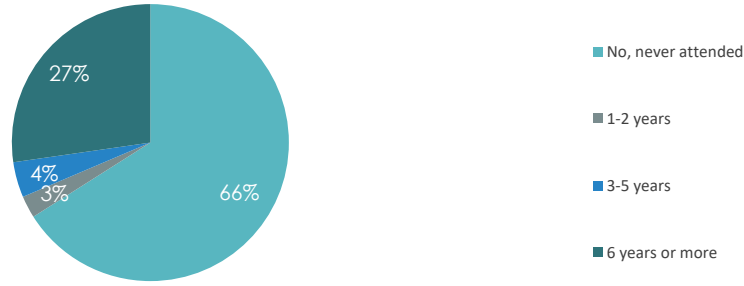
QUESTION - Multicode Question 13. Could you please specify the reasons, why you do not regularly attend any Armenian cultural, charitable, professional, compatriotic, scouting, sport, or youth related events?	Western Europe	COMMUNITY				AGE			
		Belgium	Paris	UK	Rostov-on-Don	16-24	25-34	35-54	55+
		Base=1357	336	496	525	969	173	207	429
I don't have enough time	23	25	25	19	50	25	26	29	15
The events/organizations don't interest me, are not relevant to me	17	15	17	18	14	20	15	19	21
Long distance to events and meetings	19	22	12	24	9	23	26	21	13
I don't feel welcome when I attend	8	3	12	6	86	17	21	19	14
I don't trust the organizers of these events	5	5	7	4	2	6	12	9	5
I don't receive timely information about relevant or interesting events	19	20	21	16	13	5	8	7	3
Other	11	8	12	12	4	12	9	11	11

QUESTION - Multicode Question 13. Could you please specify the reasons, why you do not regularly attend any Armenian cultural, charitable, professional, compatriotic, scouting, sport, or youth related events?	Western Europe	GENDER		FIRST ARRIVED		
		Male	Female	You	A parent	Grandparent / Earlier gen
		Base=1357	658	699	399	488
I don't have enough time	23	24	21	17	22	30
The events/organizations don't interest me, are not relevant to me	17	18	16	16	20	16
Long distance to events and meetings	19	18	21	22	17	20
I don't feel welcome when I attend	8	6	9	5	7	11
I don't trust the organizers of these events	5	6	5	5	6	4
I don't receive timely information about relevant or interesting events	19	18	20	20	19	17
Other	11	10	12	11	12	10

Question 14. Did you attend an Armenian Day School as a child? If so, for how long?

ARMENIAN DIASPORA SURVEY 2021

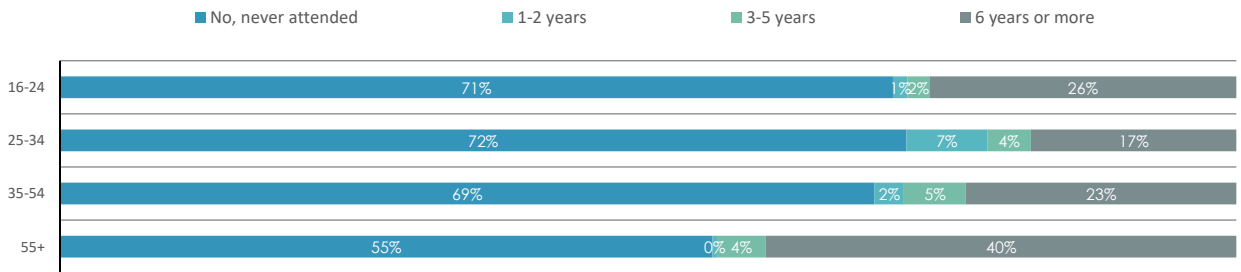
Q14. TOTAL



Base: All Respondents (969).
Fieldwork dates: Rostov-on-Don Apr-Jul 2021.

ARMENIAN DIASPORA SURVEY 2021

Q14. AGE

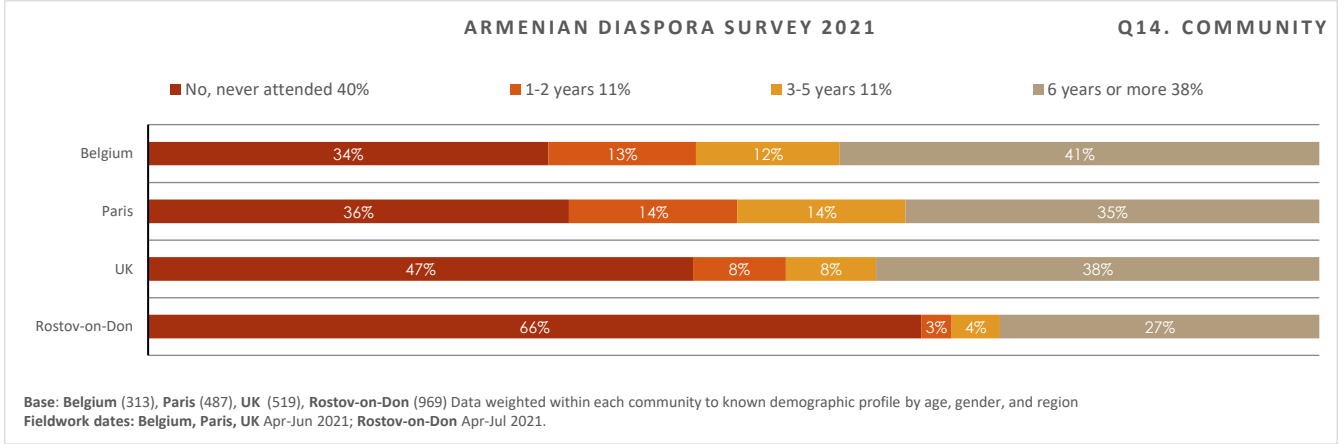
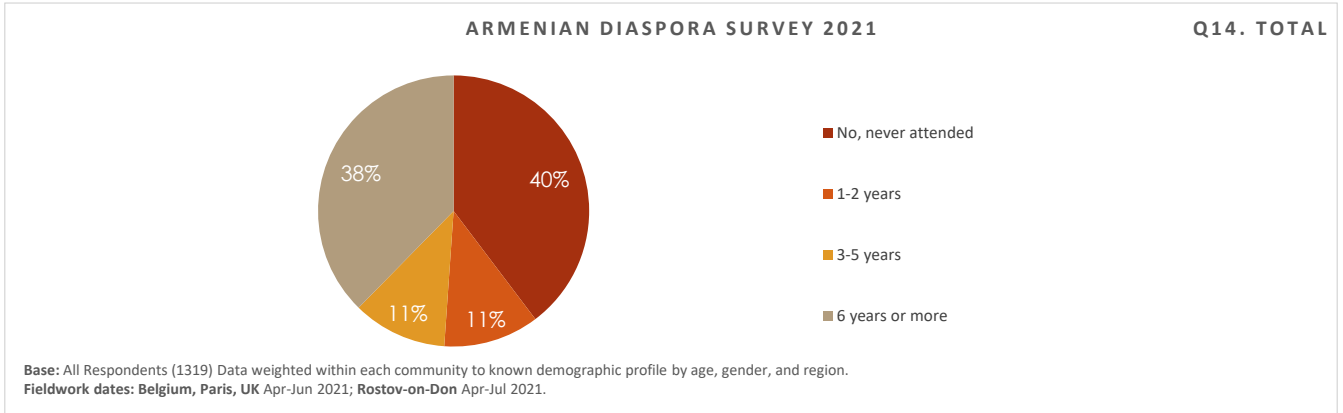


Base: Rostov-on-Don (969).
Fieldwork dates: Rostov-on-Don Apr-Jul 2021.

QUESTION - Single code	Rostov-on-Don	Age			
		16-24	25-34	35-54	55+
Question 14. Did you attend an Armenian Day School as a child? If so, for how long?	BASE=969	203	247	353	173
	%	%	%	%	%
No, never attended	66	71	72	69	55
1-2 years	3	1	7	2	0
3-5 years	4	2	4	5	4
6 years or more	27	26	17	23	40
TOTAL	100	100	100	100	100

QUESTION - Single code	Rostov-on-Don	GENDER		FIRST ARRIVED		
		Male	Female	You	A parent	Grandparent / Earlier gen
Question 14. Did you attend an Armenian Day School as a child? If so, for how long?	BASE=969	438	539	126	311	532
	%	%	%	%	%	%
No, never attended	66	67	66	46	63	71
1-2 years	3	3	3	3	4	2
3-5 years	4	5	3	1	6	4
6 years or more	27	25	29	50	26	23
TOTAL	100	100	100	100	100	100

Question 14. Did you attend an Armenian Day School as a child? If so, for how long?



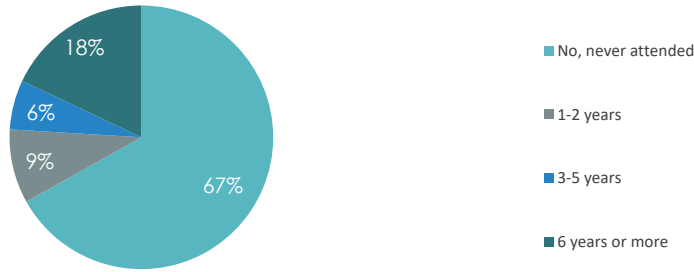
QUESTION - Single code	Western Europe	COMMUNITY				AGE			
		Belgium	Paris	UK	Rostov-on-Don	16-24	25-34	35-54	55+
Question 14. Did you attend an Armenian Day School as a child? If so, for how long?	Base=1319	313	487	519	969	165	205	414	530
	%	%	%	%	%	%	%	%	%
No, never attended	40	34	36	47	66	44	47	35	39
1-2 years	11	13	14	8	3	15	9	11	11
3-5 years	11	12	14	8	4	14	10	11	11
6 years or more	38	41	35	38	27	27	33	43	38
TOTAL	100	100	100	100	100	100	100	100	100

QUESTION - Single code	Western Europe	GENDER		FIRST ARRIVED		
		Male	Female	You	A parent	Grandparent / Earlier gen
Question 14. Did you attend an Armenian Day School as a child? If so, for how long?	Base=1319	648	670	386	487	340
	%	%	%	%	%	%
No, never attended	40	44	36	28	42	51
1-2 years	11	12	11	4	13	17
3-5 years	11	12	11	7	13	13
6 years or more	38	32	43	60	32	19
TOTAL	100	100	100	100	100	100

Question 15. Did you attend after-school/weekend Armenian classes as a child? If so, for how long?

ARMENIAN DIASPORA SURVEY 2021

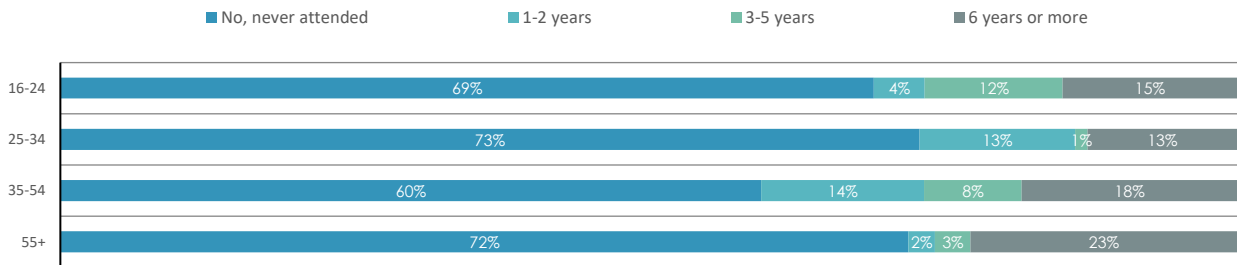
Q15. TOTAL



Base: All Respondents (969).
Fieldwork dates: Rostov-on-Don Apr-Jul 2021.

ARMENIAN DIASPORA SURVEY 2021

Q15. AGE



Base: Rostov-on-Don (969).
Fieldwork dates: Rostov-on-Don Apr-Jul 2021.

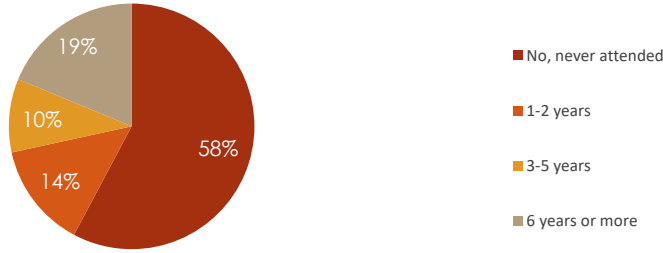
QUESTION - Single code	Rostov-on-Don	Age			
		16-24	25-34	35-54	55+
Question 15. Did you attend after-school/weekend Armenian classes as a child? If so, for how long?	BASE=969	203	247	353	173
	%	%	%	%	%
No, never attended	67	69	73	60	72
1-2 years	9	4	13	14	2
3-5 years	6	12	1	8	3
6 years or more	18	15	13	18	23
TOTAL	100	100	100	100	100

QUESTION - Single code	Rostov-on-Don	GENDER		FIRST ARRIVED		
		Male	Female	You	A parent	Grandparent / Earlier gen
Question 15. Did you attend after-school/weekend Armenian classes as a child? If so, for how long?	BASE=969	438	539	126	311	532
	%	%	%	%	%	%
No, never attended	67	64	71	47	65	71
1-2 years	9	12	6	15	14	6
3-5 years	6	7	6	5	7	6
6 years or more	18	18	18	33	14	17
TOTAL	100	100	100	100	100	100

Question 15. Did you attend after-school/weekend Armenian classes as a child? If so, for how long?

ARMENIAN DIASPORA SURVEY 2021

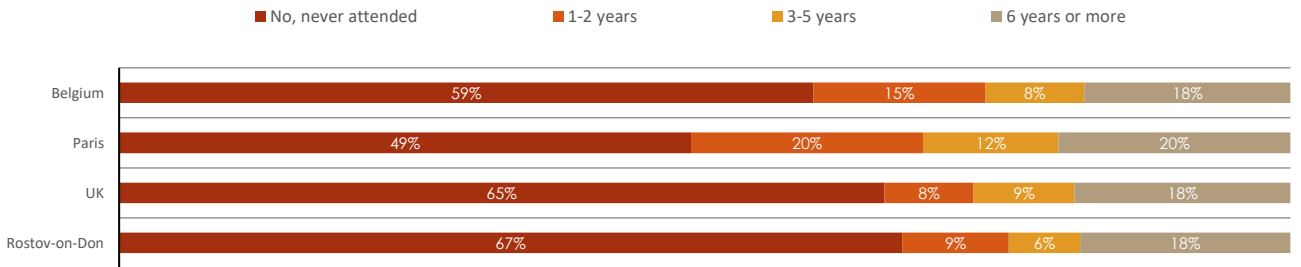
Q15. TOTAL



Base: All Respondents (1290) Data weighted within each community to known demographic profile by age, gender, and region.
Fieldwork dates: Belgium, Paris, UK Apr-Jun 2021; Rostov-on-Don Apr-Jul 2021.

ARMENIAN DIASPORA SURVEY 2021

Q15. COMMUNITY



Base: Belgium (308), Paris (476), UK (506), Rostov-on-Don (969) Data weighted within each community to known demographic profile by age, gender, and region.
Fieldwork dates: Belgium, Paris, UK Apr-Jun 2021; Rostov-on-Don Apr-Jul 2021.

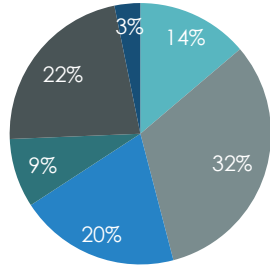
QUESTION - Single code	Western Europe	COMMUNITY				AGE			
		Belgium	Paris	UK	Rostov-on-Don	16-24	25-34	35-54	55+
Question 15. Did you attend after-school/weekend Armenian classes as a child? If so, for how long?	Base=1290	308	476	506	969	165	203	408	514
	%	%	%	%	%	%	%	%	%
No, never attended	58	59	49	65	67	50	58	52	65
1-2 years	14	15	20	8	9	16	14	15	12
3-5 years	10	8	12	9	6	13	9	11	9
6 years or more	19	18	20	18	18	21	19	23	15
TOTAL	100	100	100	100	100	100	100	100	100

QUESTION - Single code	Western Europe	GENDER		FIRST ARRIVED		
		Male	Female	You	A parent	Grandparent / Earlier gen
Question 15. Did you attend after-school/weekend Armenian classes as a child? If so, for how long?	Base=1290	627	662	368	485	331
	%	%	%	%	%	%
No, never attended	58	61	55	68	53	54
1-2 years	14	14	13	5	17	19
3-5 years	10	10	10	5	11	13
6 years or more	19	15	22	22	20	14
TOTAL	100	100	100	100	100	100

Question 16. Did you send your children to Armenian day school?

ARMENIAN DIASPORA SURVEY 2021

Q16. TOTAL

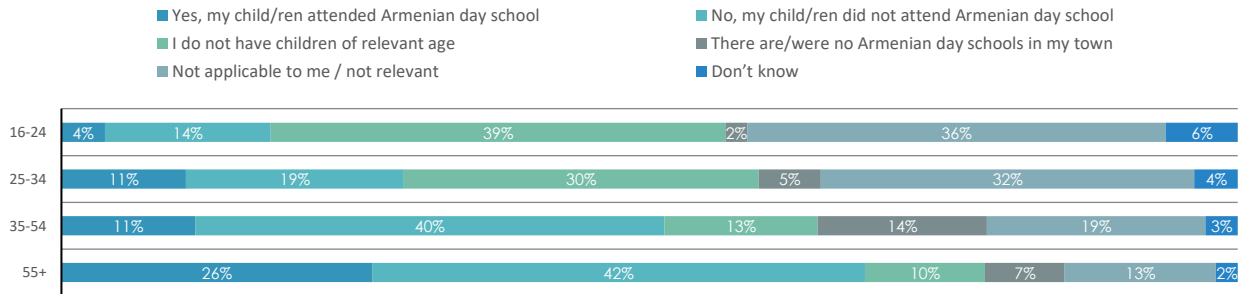


Base: All Respondents (969).
Fieldwork dates: Rostov-on-Don Apr-Jul 2021.

- Yes, my child/ren attended Armenian day school
- No, my child/ren did not attend Armenian day school
- I do not have children of relevant age
- There are/were no Armenian day schools in my town
- Not applicable to me / not relevant
- Don't know

ARMENIAN DIASPORA SURVEY 2021

Q16. AGE



Base: Rostov-on-Don (969).
Fieldwork dates: Rostov-on-Don Apr-Jul 2021.

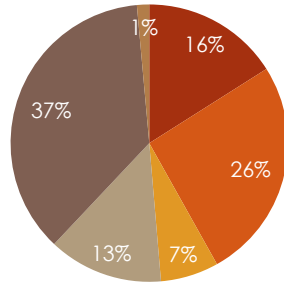
QUESTION - Single code	Rostov-on-Don	Age			
		16-24	25-34	35-54	55+
Question 16. Did you send your children to Armenian day school?	BASE=969	203	247	353	173
	%	%	%	%	%
Yes, my child/ren attended Armenian day school	14	4	11	11	26
No, my child/ren did not attend Armenian day school	32	14	19	40	42
I do not have children of relevant age	20	39	30	13	10
There are/were no Armenian day schools in my town	9	2	5	14	7
Not applicable to me / not relevant	22	36	32	19	13
Don't know	3	6	4	3	2
TOTAL	100	100	100	100	100

QUESTION - Single code	Rostov-on-Don	GENDER		FIRST ARRIVED		
		Male	Female	You	A parent	Grandparent / Earlier gen
Question 16. Did you send your children to Armenian day school?	BASE=969	438	539	126	311	532
	%	%	%	%	%	%
Yes, my child/ren attended Armenian day school	14	13	14	29	9	13
No, my child/ren did not attend Armenian day school	32	29	35	26	26	36
I do not have children of relevant age	20	20	19	10	22	21
There are/were no Armenian day schools in my town	9	11	6	13	9	8
Not applicable to me / not relevant	22	22	22	22	33	19
Don't know	3	3	3	0	2	4
TOTAL	100	100	100	100	100	100

Question 16. Did you send your children to Armenian day school?

ARMENIAN DIASPORA SURVEY 2021

Q16. TOTAL



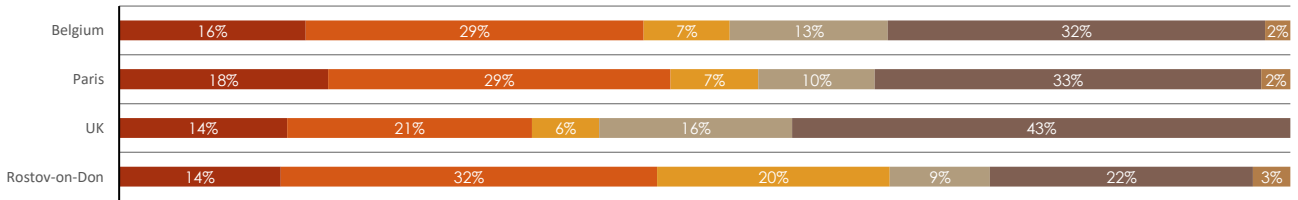
- Yes, my child/ren attended Armenian day school
- No, my child/ren did not attend Armenian day school
- I do not have children of relevant age
- There are/were no Armenian day schools in my town
- Not applicable to me / not relevant
- Don't know

Base: All Respondents (1331) Data weighted within each community to known demographic profile by age, gender, and region.
Fieldwork dates: Belgium, Paris, UK Apr-Jun 2021; Rostov-on-Don Apr-Jul 2021.

ARMENIAN DIASPORA SURVEY 2021

Q16. COMMUNITY

- Yes, my child/ren attended Armenian day school
- No, my child/ren did not attend Armenian day school
- I do not have children of relevant age
- There are/were no Armenian day schools in my town
- Not applicable to me / not relevant
- Don't know



Base: Belgium (328), Paris (482), UK (521), Rostov-on-Don (969) Data weighted within each community to known demographic profile by age, gender, and region.
Fieldwork dates: Belgium, Paris, UK Apr-Jun 2021; Rostov-on-Don Apr-Jul 2021.


QUESTION - Single code	Western Europe	COMMUNITY				AGE			
		Belgium	Paris	UK	Rostov-on-Don	16-24	25-34	35-54	55+
Question 16. Did you send your children to Armenian day school?	Base=1331	328	482	521	969	171	202	418	540
	%	%	%	%	%	%	%	%	%
Yes, my child/ren attended Armenian day school	16	16	18	14	14	1	7	25	17
No, my child/ren did not attend Armenian day school	26	29	29	21	32	1	4	26	42
I do not have children of relevant age	7	7	7	6	20	7	11	6	6
There are/were no Armenian day schools in my town	13	13	10	16	9	2	3	16	19
Not applicable to me / not relevant	37	32	33	43	22	84	71	27	16
Don't know	1	2	2	0	3	5	3	1	0
TOTAL	100	100	100	100	100	100	100	100	100

QUESTION - Single code	Western Europe	GENDER		FIRST ARRIVED		
		Male	Female	You	A parent	Grandparent / Earlier gen
Question 16. Did you send your children to Armenian day school?	Base=1331	644	688	396	490	338
	%	%	%	%	%	%
Yes, my child/ren attended Armenian day school	16	15	17	23	14	10
No, my child/ren did not attend Armenian day school	26	27	25	27	23	29
I do not have children of relevant age	7	6	7	6	6	8
There are/were no Armenian day schools in my town	13	12	15	17	13	10
Not applicable to me / not relevant	37	37	36	25	43	41
Don't know	1	2	1	1	1	2
TOTAL	100	100	100	100	100	100

Question 17. Would you send your children to an Armenian day school? All who do not have children of relevant age.

ARMENIAN DIASPORA SURVEY 2021

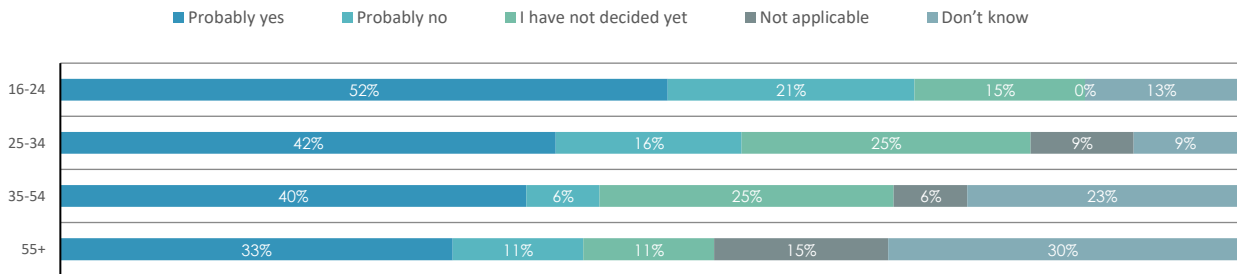
Q17. TOTAL



Base: Respondents - All who do not have children of relevant age (193).
Fieldwork dates: Rostov-on-Don Apr-Jul 2021.

ARMENIAN DIASPORA SURVEY 2021

Q17. AGE



Base: Respondents – All who do not have children of relevant age. Rostov-on-Don (193).
Fieldwork dates: Rostov-on-Don Apr-Jul 2021.

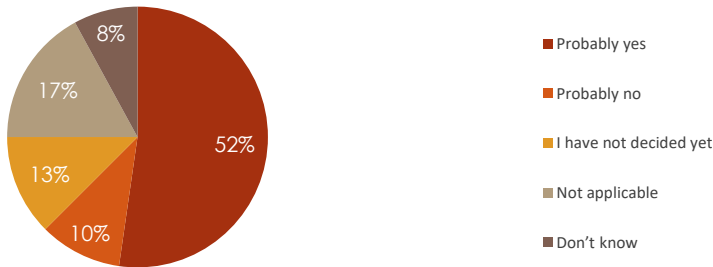
QUESTION - Single code	Rostov-on-Don	Age			
		16-24	25-34	35-54	55+
Question 17. Would you send your children to an Armenian day school? All who do not have children of relevant age.	BASE=193	62	57	48	27
	%	%	%	%	%
Probably yes	44	52	42	40	33
Probably no	15	21	16	6	11
I have not decided yet	20	15	25	25	11
Not applicable	5	0	9	6	15
Don't know	17	13	9	23	30
TOTAL	100	100	100	100	100

QUESTION - Single code	Rostov-on-Don	GENDER		FIRST ARRIVED		
		Male	Female	You	A parent	Grandparent / Earlier gen
Question 17. Would you send your children to an Armenian day school? All who do not have children of relevant age.	BASE=193	104	89	12	51	129
	%	%	%	%	%	%
Probably yes	44	44	43	58	57	37
Probably no	15	14	15	0	8	19
I have not decided yet	20	19	19	8	24	19
Not applicable	5	8	4	0	4	6
Don't know	17	14	19	33	8	19
TOTAL	100	100	100	100	100	100

Question 17. Would you send your children to an Armenian day school? All who do not have children of relevant age.

ARMENIAN DIASPORA SURVEY 2021

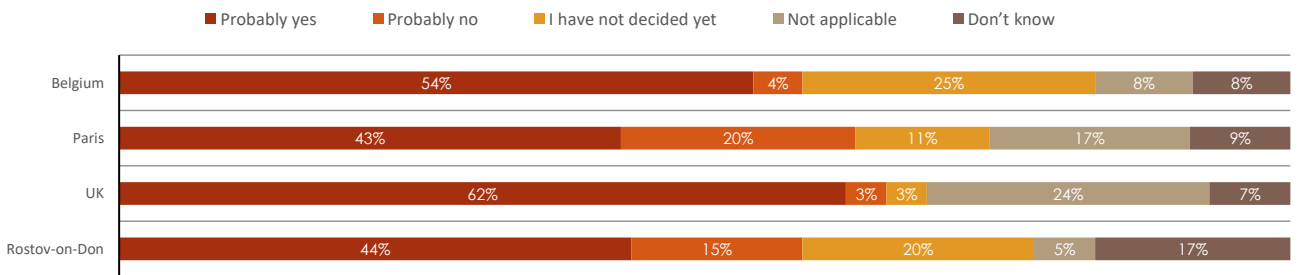
Q17. TOTAL



Base: Respondents – All who do not have children of relevant age. (87) Data weighted within each community to known demographic profile by age, gender, and region.
Fieldwork dates: Belgium, Paris, UK Apr-Jun 2021; Rostov-on-Don Apr-Jul 2021.

ARMENIAN DIASPORA SURVEY 2021

Q17. COMMUNITY



Base: Respondents – All who do not have children of relevant age. Belgium (23), Paris (35), UK (29), Rostov-on-Don (193) Data weighted within each community to known demographic profile by age, gender, and region.
Fieldwork dates: Belgium, Paris, UK Apr-Jun 2021; Rostov-on-Don Apr-Jul 2021.

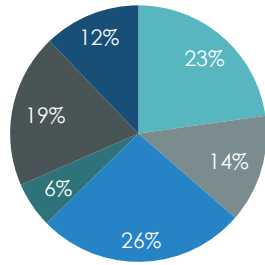
QUESTION - Single code	Western Europe	COMMUNITY				AGE			
		Belgium	Paris	UK	Rostov-on-Don	16-24	25-34	35-54	55+
Question 17. Would you send your children to an Armenian day school? All who do not have children of relevant age.	Base=87	23	35	29	193	11	23	24	28
	%	%	%	%	%	%	%	%	%
Probably yes	52	54	43	62	44	38	65	48	52
Probably no	10	4	20	3	15	8	13	22	0
I have not decided yet	13	25	11	3	20	38	13	13	3
Not applicable	17	8	17	24	5	15	0	4	41
Don't know	8	8	9	7	17	0	9	13	3
TOTAL	100	100	100	100	100	100	100	100	100

QUESTION - Single code	Western Europe	GENDER		FIRST ARRIVED		
		Male	Female	You	A parent	Grandparent / Earlier gen
Question 17. Would you send your children to an Armenian day school? All who do not have children of relevant age.	Base=87	39	47	26	27	26
	%	%	%	%	%	%
Probably yes	52	46	58	64	54	35
Probably no	10	10	8	8	11	8
I have not decided yet	13	15	13	0	18	23
Not applicable	17	23	13	20	11	27
Don't know	8	5	8	8	7	8
TOTAL	100	100	100	100	100	100

Question 18. Did you send your children to after-school/weekend Armenian classes/programs?

ARMENIAN DIASPORA SURVEY 2021

Q18. TOTAL



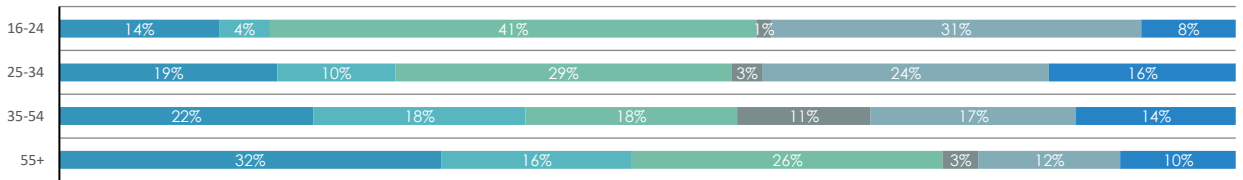
- Yes, my child/ren attended Armenian after-school/weekend Armenian classes/programs
- No, my child/ren did not attend after-school/weekend Armenian classes/programs
- I do not have children of relevant age
- There are/were no Armenian day schools in my town
- Not applicable to me / not relevant
- Don't know

Base: All Respondents (969).
Fieldwork dates: Rostov-on-Don Apr-Jul 2021.

ARMENIAN DIASPORA SURVEY 2021

Q18. AGE

- Yes, my child/ren attended Armenian after-school/weekend Armenian classes/programs
- No, my child/ren did not attend after-school/weekend Armenian classes/programs
- I do not have children of relevant age
- There are/were no Armenian day schools in my town
- Not applicable to me / not relevant
- Don't know



Base: Rostov-on-Don (969).
Fieldwork dates: Rostov-on-Don Apr-Jul 2021.

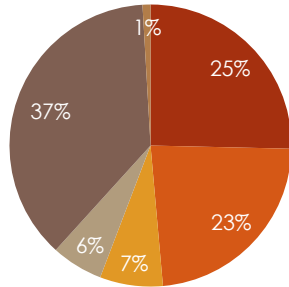
QUESTION - Single code	Rostov-on-Don	Age			
		16-24	25-34	35-54	55+
Question 18. Did you send your children to after-school/weekend Armenian classes/programs?	BASE=969	203	247	353	173
	%	%	%	%	%
Yes, my child/ren attended Armenian after-school/weekend Armenian classes/programs	23	14	19	22	32
No, my child/ren did not attend after-school/weekend Armenian classes/programs	14	4	10	18	16
I do not have children of relevant age	26	41	29	18	26
There are/were no Armenian day schools in my town	6	1	3	11	3
Not applicable to me / not relevant	19	31	24	17	12
Don't know	12	8	16	14	10
TOTAL	100	100	100	100	100

QUESTION - Single code	Rostov-on-Don	GENDER		FIRST ARRIVED		
		Male	Female	You	A parent	Grandparent / Earlier gen
Question 18. Did you send your children to after-school/weekend Armenian classes/programs?	BASE=969	438	539	126	311	532
	%	%	%	%	%	%
Yes, my child/ren attended Armenian after-school/weekend Armenian classes/programs	23	21	25	34	28	18
No, my child/ren did not attend after-school/weekend Armenian classes/programs	14	11	17	11	9	16
I do not have children of relevant age	26	27	26	21	26	28
There are/were no Armenian day schools in my town	6	7	4	8	8	4
Not applicable to me / not relevant	19	21	18	18	21	19
Don't know	12	14	11	8	8	15
TOTAL	100	100	100	100	100	100

Question 18. Did you send your children to after-school/weekend Armenian classes/programs?

ARMENIAN DIASPORA SURVEY 2021

Q18. TOTAL



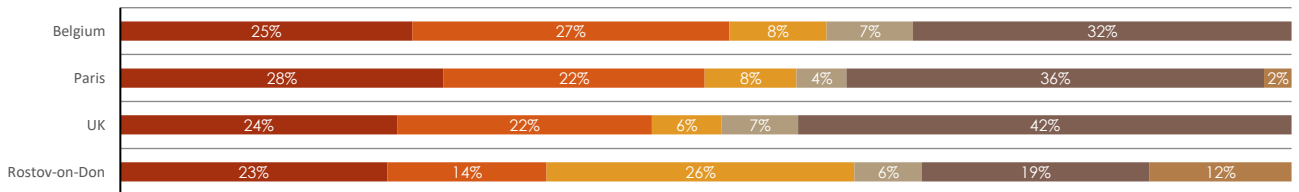
- Yes, my child/ren attended Armenian after-school/weekend Armenian classes/programs
- No, my child/ren did not attend after-school/weekend Armenian classes/programs
- I do not have children of relevant age
- There are/were no Armenian day schools in my town
- Not applicable to me / not relevant
- Don't know

Base: All Respondents (1315) Data weighted within each community to known demographic profile by age, gender, and region.
Fieldwork dates: Belgium, Paris, UK Apr-Jun 2021; Rostov-on-Don Apr-Jul 2021.

ARMENIAN DIASPORA SURVEY 2021

Q18. COMMUNITY

- Yes, my child/ren attended Armenian after-school/weekend Armenian classes/programs
- No, my child/ren did not attend after-school/weekend Armenian classes/programs
- I do not have children of relevant age
- There are/were no Armenian day schools in my town
- Not applicable to me / not relevant
- Don't know



Base: Belgium (325), Paris (470), UK (520), Rostov-on-Don (969) Data weighted within each community to known demographic profile by age, gender, and region
Fieldwork dates: Belgium, Paris, UK Apr-Jun 2021; Rostov-on-Don Apr-Jul 2021.


QUESTION - Single code	Western Europe	COMMUNITY				AGE			
		Belgium	Paris	UK	Rostov-on-Don	16-24	25-34	35-54	55+
Question 18. Did you send your children to after-school/weekend Armenian classes/programs?	Base=1315	325	470	520	969	171	199	422	522
	%	%	%	%	%	%	%	%	%
Yes, my child/ren attended Armenian after-school/weekend Armenian classes/programs	25	25	28	24	23	2	5	33	35
No, my child/ren did not attend after-school/weekend Armenian classes/programs	23	27	22	22	14	1	4	27	35
I do not have children of relevant age	7	8	8	6	26	6	17	7	4
There are/were no Armenian day schools in my town	6	7	4	7	6	1	3	6	9
Not applicable to me / not relevant	37	32	36	42	19	86	70	27	18
Don't know	1	0	2	0	12	3	2	1	0
TOTAL	100	100	100	100	100	100	100	100	100

QUESTION - Single code	Western Europe	GENDER		FIRST ARRIVED		
		Male	Female	You	A parent	Grandparent / Earlier gen
Question 18. Did you send your children to after-school/weekend Armenian classes/programs?	Base=1315	634	681	395	483	332
	%	%	%	%	%	%
Yes, my child/ren attended Armenian after-school/weekend Armenian classes/programs	25	25	26	38	21	19
No, my child/ren did not attend after-school/weekend Armenian classes/programs	23	23	23	22	24	24
I do not have children of relevant age	7	8	7	6	7	7
There are/were no Armenian day schools in my town	6	5	7	8	4	4
Not applicable to me / not relevant	37	38	36	25	44	44
Don't know	1	1	0	1	1	1
TOTAL	100	100	100	100	100	100

Question 19. Would you send your children to after-school/weekend Armenian classes/programs? All who do not have children of relevant age.

ARMENIAN DIASPORA SURVEY 2021

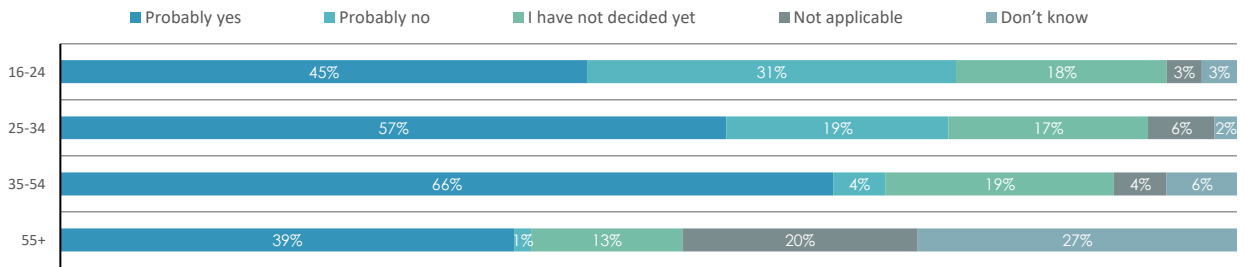
Q19. TOTAL



Base: Respondents – All who do not have children of relevant age. (255).
Fieldwork dates: Rostov-on-Don Apr-Jul 2021.

ARMENIAN DIASPORA SURVEY 2021

Q19. AGE



Base: Respondents – All who do not have children of relevant age. Rostov-on-Don (255).
Fieldwork dates: Rostov-on-Don Apr-Jul 2021.

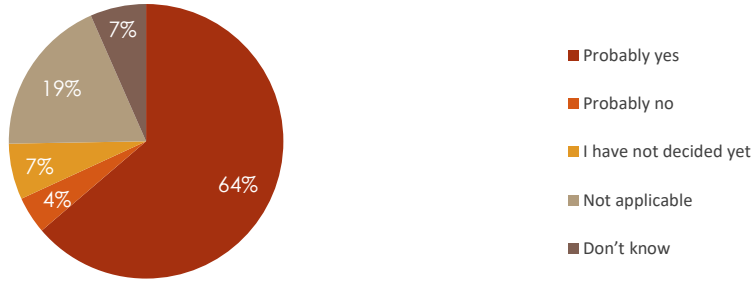
QUESTION - Single code	Rostov-on-Don	Age			
		16-24	25-34	35-54	55+
Question 19. Would you send your children to after-school/weekend Armenian classes/programs? All who do not have children of relevant age.	BASE=255	66	53	66	70
	%	%	%	%	%
Probably yes	51	45	57	66	39
Probably no	14	31	19	4	1
I have not decided yet	17	18	17	19	13
Not applicable	9	3	6	4	20
Don't know	11	3	2	6	27
TOTAL	100	100	100	100	100

QUESTION - Single code	Rostov-on-Don	GENDER		FIRST ARRIVED		
		Male	Female	You	A parent	Grandparent / Earlier gen
Question 19. Would you send your children to after-school/weekend Armenian classes/programs? All who do not have children of relevant age.	BASE=255	135	120	26	60	169
	%	%	%	%	%	%
Probably yes	51	57	43	58	60	46
Probably no	14	16	11	8	8	16
I have not decided yet	17	10	25	8	18	18
Not applicable	9	10	6	19	3	9
Don't know	11	7	15	8	10	11
TOTAL	100	100	100	100	100	100

Question 19. Would you send your children to after-school/weekend Armenian classes/programs? All who do not have children of relevant age.

ARMENIAN DIASPORA SURVEY 2021

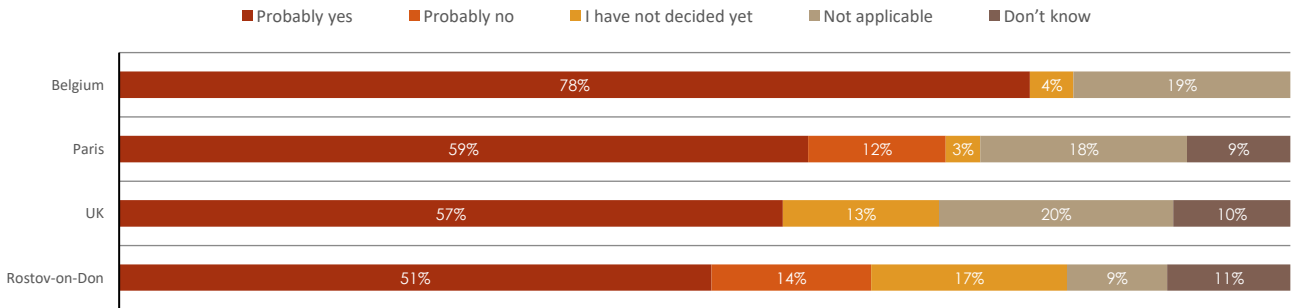
Q19. TOTAL



Base: Respondents – All who do not have children of relevant age. (89) Data weighted within each community to known demographic profile by age, gender, and region. Fieldwork dates: Belgium, Paris, UK Apr-Jun 2021; Rostov-on-Don Apr-Jul 2021.

ARMENIAN DIASPORA SURVEY 2021

Q19. COMMUNITY

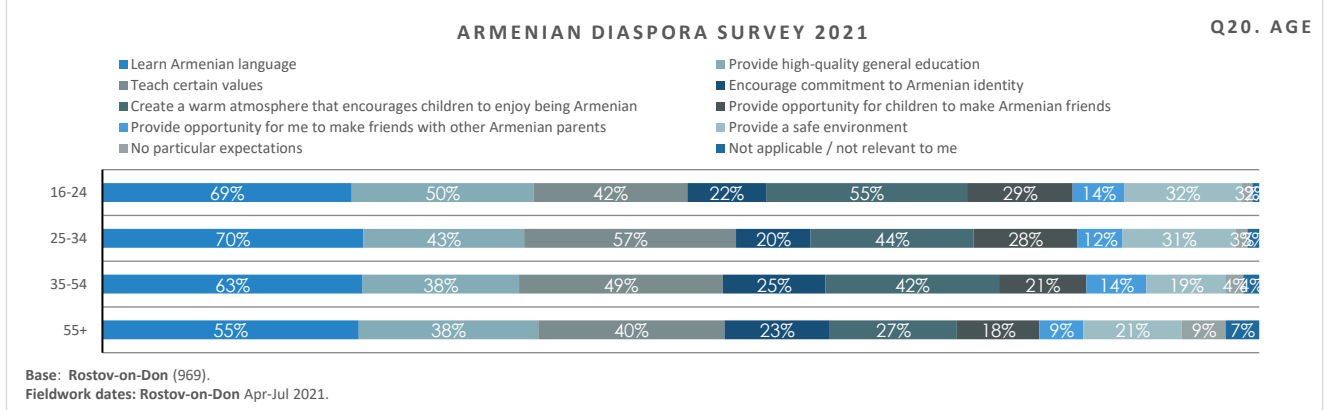
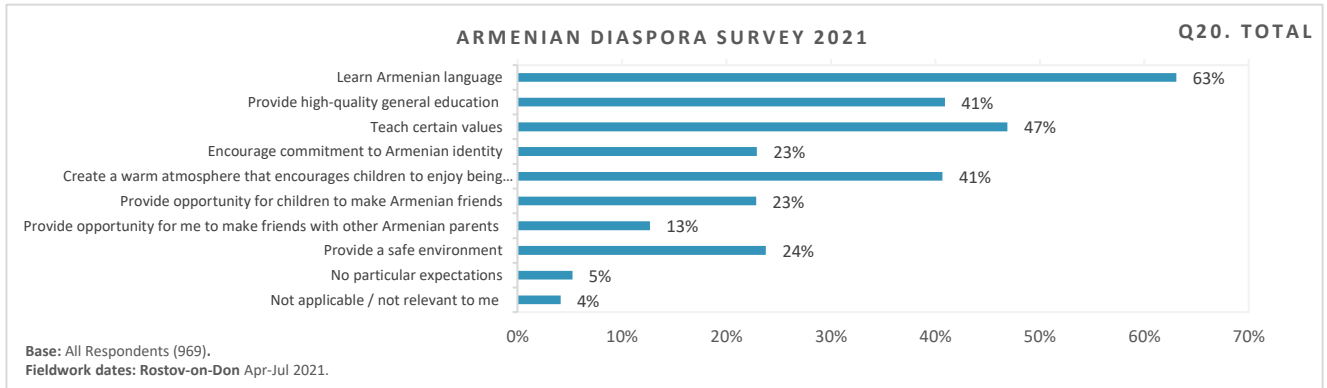


Base: Respondents – All who do not have children of relevant age. Belgium (25), Paris (35), UK (29), Rostov-on-Don (255) Data weighted within each community to known demographic profile by age, gender, and region. Fieldwork dates: Belgium, Paris, UK Apr-Jun 2021; Rostov-on-Don Apr-Jul 2021.

QUESTION - Single code	Western Europe	COMMUNITY				AGE			
		Belgium	Paris	UK	Rostov-on-Don	16-24	25-34	35-54	55+
Question 19. Would you send your children to after-school/weekend Armenian classes/programs? All who do not have children of relevant age.	Base=89	25	35	29	255	11	32	28	17
	%	%	%	%	%	%	%	%	%
Probably yes	64	78	59	57	51	82	81	57	37
Probably no	4	0	12	0	14	9	3	7	0
I have not decided yet	7	4	3	13	17	0	0	21	0
Not applicable	19	19	18	20	9	9	6	11	53
Don't know	7	0	9	10	11	0	9	4	11
TOTAL	100	100	100	100	100	100	100	100	100

QUESTION - Single code	Western Europe	GENDER		FIRST ARRIVED		
		Male	Female	You	A parent	Grandparent / Earlier gen
Question 19. Would you send your children to after-school/weekend Armenian classes/programs? All who do not have children of relevant age.	Base=89	43	45	22	31	25
	%	%	%	%	%	%
Probably yes	64	68	57	57	75	52
Probably no	4	4	5	4	6	4
I have not decided yet	7	6	9	0	0	20
Not applicable	19	15	23	26	16	16
Don't know	7	6	7	13	3	8
TOTAL	100	100	100	100	100	100

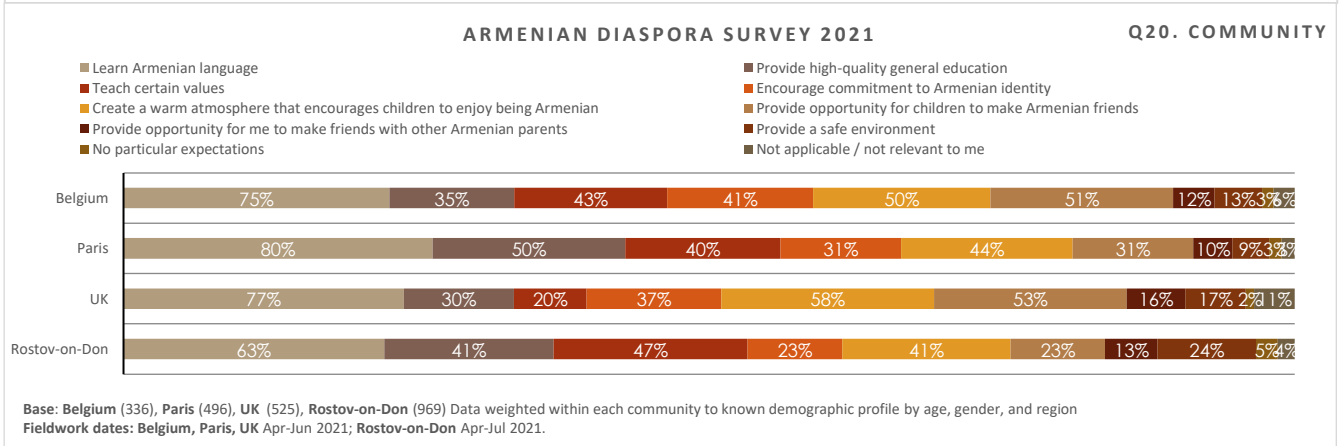
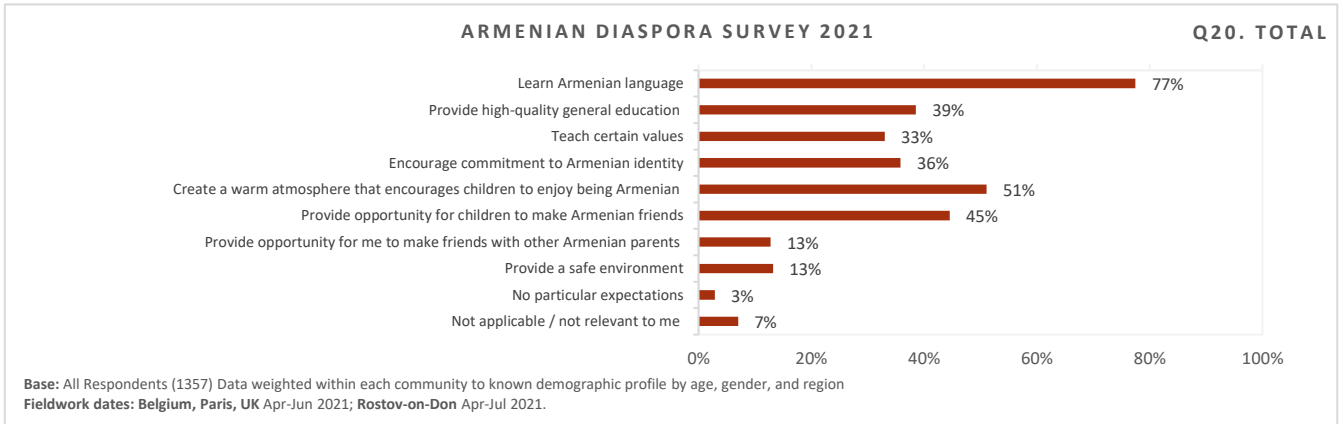
Question 20. What do you want Armenian schools to provide for children?



QUESTION - Multicode	Rostov-on-Don	Age			
		16-24	25-34	35-54	55+
Question 20. What do you want Armenian schools to provide for children?	BASE=969	203	247	353	173
	%	%	%	%	%
Learn Armenian language	63	69	70	63	55
Provide high-quality general education	41	50	43	38	38
Teach certain values	47	42	57	49	40
Encourage commitment to Armenian identity	23	22	20	25	23
Create a warm atmosphere that encourages children to enjoy being Armenian	41	55	44	42	27
Provide opportunity for children to make Armenian friends	23	29	28	21	18
Provide opportunity for me to make friends with other Armenian parents	13	14	12	14	9
Provide a safe environment	24	32	31	19	21
No particular expectations	5	3	3	4	9
Not applicable / not relevant to me	4	2	3	4	7

QUESTION - Multicode	Rostov-on-Don	GENDER		FIRST ARRIVED		
		Male	Female	You	A parent	Grandparent / Earlier gen
Question 20. What do you want Armenian schools to provide for children?	BASE=969	438	539	126	311	532
	%	%	%	%	%	%
Learn Armenian language	63	66	60	86	78	53
Provide high-quality general education	41	44	38	42	42	40
Teach certain values	47	43	51	36	45	50
Encourage commitment to Armenian identity	23	25	20	28	28	20
Create a warm atmosphere that encourages children to enjoy being Armenian	41	42	38	60	45	35
Provide opportunity for children to make Armenian friends	23	20	26	30	28	20
Provide opportunity for me to make friends with other Armenian parents	13	14	11	18	17	10
Provide a safe environment	24	24	24	23	23	24
No particular expectations	5	4	6	2	2	7
Not applicable / not relevant to me	4	3	6	4	2	5

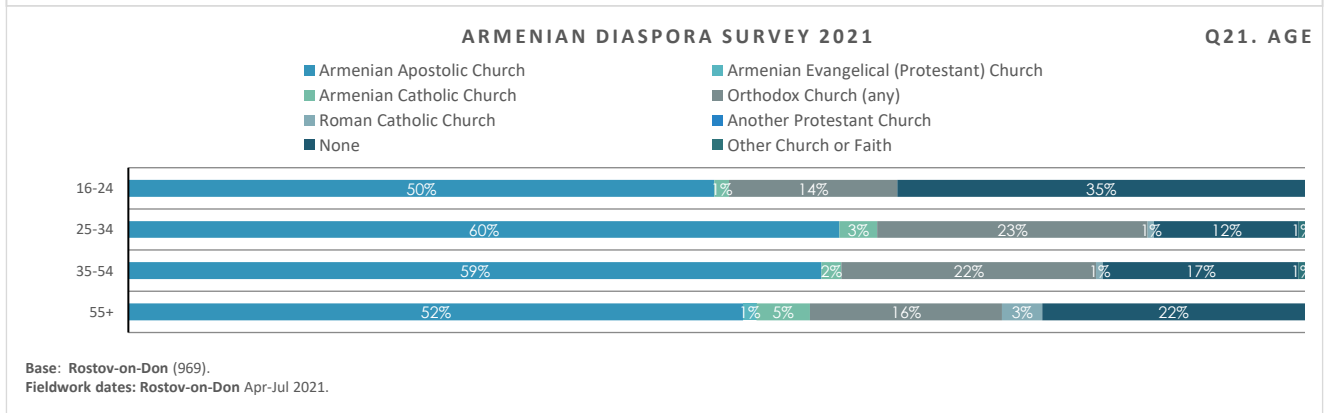
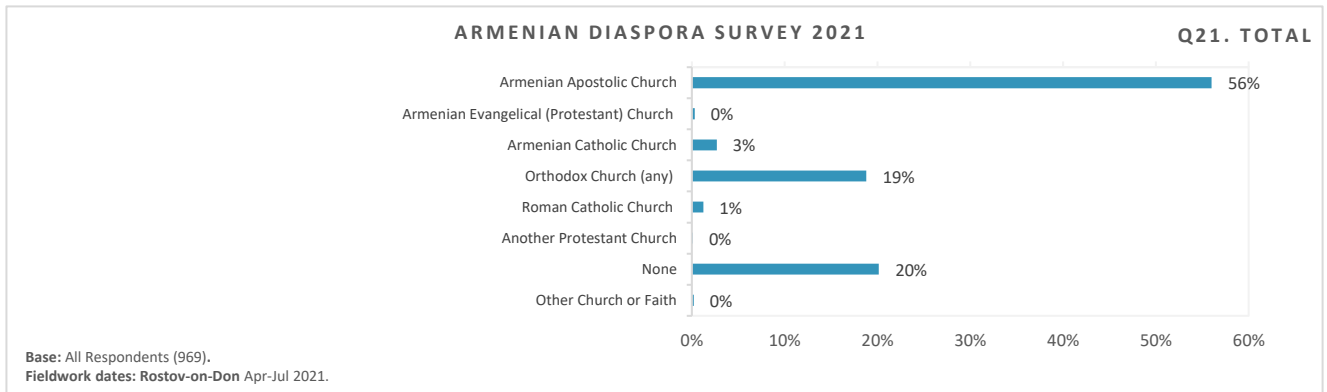
Question 20. What do you want Armenian schools to provide for children?



QUESTION - Multicode	Western Europe	COMMUNITY				AGE			
		Belgium	Paris	UK	Rostov-on-Don	16-24	25-34	35-54	55+
		Base=1357	336	496	525	969	173	207	429
Question 20. What do you want Armenian schools to provide for children?		%	%	%	%	%	%	%	%
Learn Armenian language	77	75	80	77	63	83	83	81	71
Provide high-quality general education	39	35	50	30	41	40	41	40	36
Teach certain values	33	43	40	20	47	37	36	38	27
Encourage commitment to Armenian identity	36	41	31	37	23	45	35	37	32
Create a warm atmosphere that encourages children to enjoy being Armenian	51	50	44	58	41	60	49	53	47
Provide opportunity for children to make Armenian friends	45	51	31	53	23	48	51	48	39
Provide opportunity for me to make friends with other Armenian parents	13	12	10	16	13	9	16	17	9
Provide a safe environment	13	13	9	17	24	25	19	15	6
No particular expectations	3	3	3	2	5	1	1	2	5
Not applicable / not relevant to me	7	6	3	11	4	5	7	5	9

QUESTION - Multicode	Western Europe	GENDER		FIRST ARRIVED		
		Male	Female	You	A parent	Grandparent / Earlier gen
		Base=1357	658	699	399	488
Question 20. What do you want Armenian schools to provide for children?		%	%	%	%	%
Learn Armenian language	77	78	77	77	80	75
Provide high-quality general education	39	41	36	36	38	44
Teach certain values	33	35	31	32	33	32
Encourage commitment to Armenian identity	36	36	35	46	35	27
Create a warm atmosphere that encourages children to enjoy being Armenian	51	47	55	58	51	46
Provide opportunity for children to make Armenian friends	45	44	45	56	44	34
Provide opportunity for me to make friends with other Armenian parents	13	11	14	18	11	9
Provide a safe environment	13	13	14	14	14	13
No particular expectations	3	4	2	2	2	6
Not applicable / not relevant to me	7	7	7	8	7	6

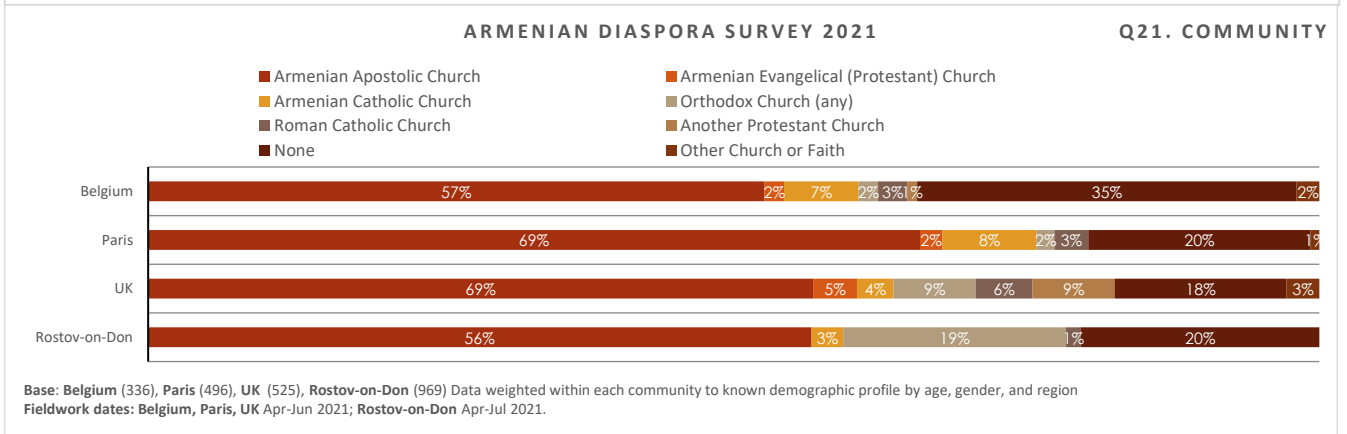
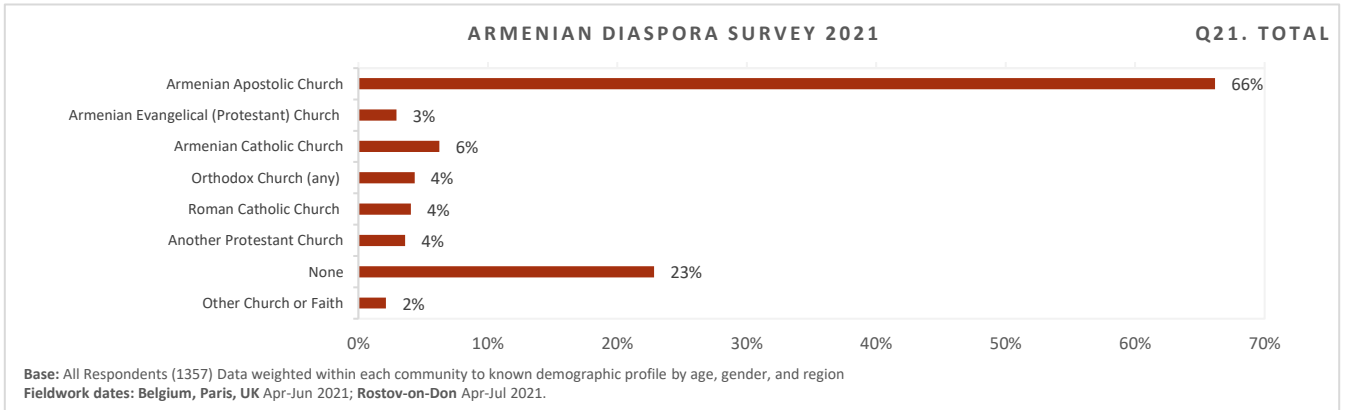
Question 21. Are you affiliated with any of the following?



QUESTION - Multicode	Rostov-on-Don	Age			
		16-24	25-34	35-54	55+
Question 21. Are you affiliated with any of the following?	BASE=969	203	247	353	173
	%	%	%	%	%
Armenian Apostolic Church	56	50	60	59	52
Armenian Evangelical (Protestant) Church	0	0	0	0	1
Armenian Catholic Church	3	1	3	2	5
Orthodox Church (any)	19	14	23	22	16
Roman Catholic Church	1	0	1	1	3
Another Protestant Church	0	0	0	0	0
None	20	35	12	17	22
Other Church or Faith	0	0	1	1	0
TOTAL	100	100	99	100	100

QUESTION - Multicode	Rostov-on-Don	GENDER		FIRST ARRIVED		
		Male	Female	You	A parent	Grandparent / Earlier gen
Question 21. Are you affiliated with any of the following?	BASE=969	438	539	126	311	532
	%	%	%	%	%	%
Armenian Apostolic Church	56	60	51	79	60	50
Armenian Evangelical (Protestant) Church	0	0	1	0	0	0
Armenian Catholic Church	3	2	3	4	6	1
Orthodox Church (any)	19	17	22	5	16	23
Roman Catholic Church	1	1	2	9	0	0
Another Protestant Church	0	0	0	0	0	0
None	20	19	21	3	17	25
Other Church or Faith	0	0	0	0	0	0
TOTAL	100	100	100	100	100	100

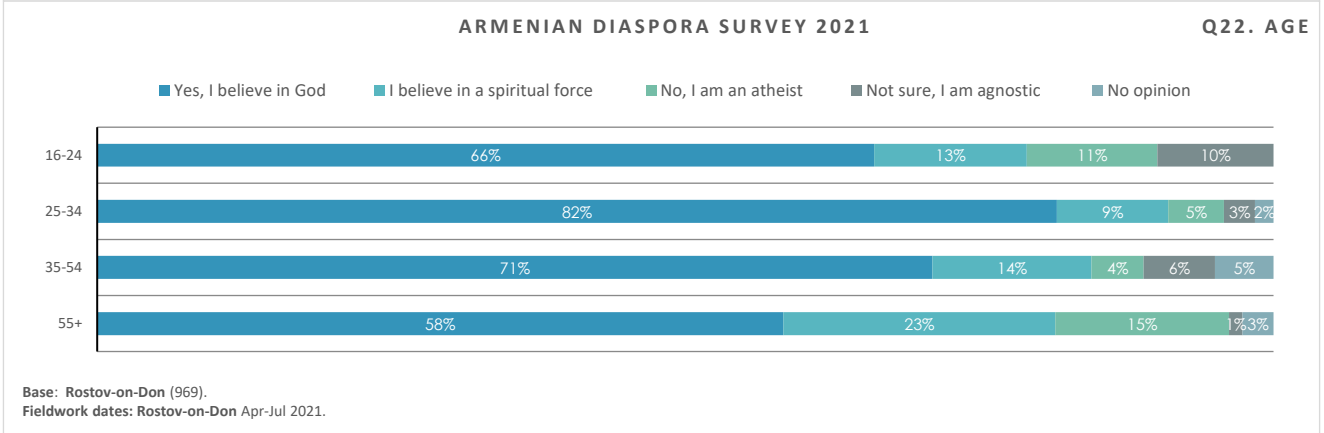
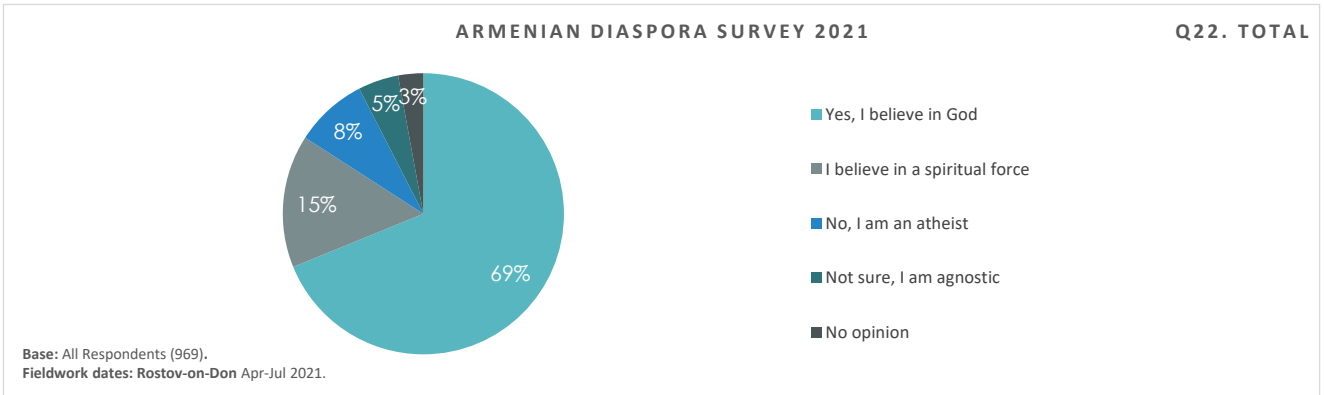
Question 21. Are you affiliated with any of the following?



QUESTION - Multicode	Western Europe	COMMUNITY				AGE			
		Belgium	Paris	UK	Rostov-on-Don	16-24	25-34	35-54	55+
Question 21. Are you affiliated with any of the following?	Base=1357	336	496	525	969	173	207	429	548
	%	%	%	%	%	%	%	%	%
Armenian Apostolic Church	66	57	69	69	56	60	54	72	68
Armenian Evangelical (Protestant) Church	3	2	2	5	0	8	1	3	2
Armenian Catholic Church	6	7	8	4	3	13	3	4	7
Orthodox Church (any)	4	2	2	9	19	18	6	2	1
Roman Catholic Church	4	3	3	6	1	8	4	3	3
Another Protestant Church	4	1	0	9	0	9	2	3	3
None	23	35	20	18	20	22	34	20	22
Other Church or Faith	2	2	1	3	0	2	4	2	1

QUESTION - Multicode	Western Europe	GENDER		FIRST ARRIVED		
		Male	Female	You	A parent	Grandparent / Earlier gen
Question 21. Are you affiliated with any of the following?	Base=1357	658	699	399	488	359
	%	%	%	%	%	%
Armenian Apostolic Church	66	62	70	72	62	64
Armenian Evangelical (Protestant) Church	3	4	2	3	2	5
Armenian Catholic Church	6	7	5	5	4	11
Orthodox Church (any)	4	6	3	3	3	9
Roman Catholic Church	4	5	3	2	3	8
Another Protestant Church	4	4	3	2	3	7
None	23	25	21	19	28	21
Other Church or Faith	2	2	2	2	3	2

Question 22. Do you believe in God?



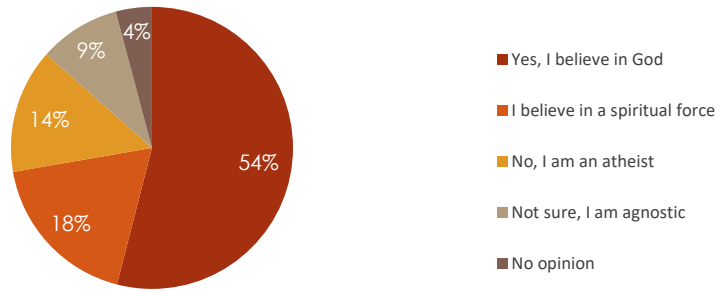
QUESTION - Single code	Rostov-on-Don	Age			
		16-24	25-34	35-54	55+
Question 22. Do you believe in God?	BASE=969	203	247	353	173
	%	%	%	%	%
Yes, I believe in God	69	66	82	71	58
I believe in a spiritual force	15	13	9	14	23
No, I am an atheist	8	11	5	4	15
Not sure, I am agnostic	5	10	3	6	1
No opinion	3	0	2	5	3
TOTAL	100	100	100	100	100

QUESTION - Single code	Rostov-on-Don	GENDER		FIRST ARRIVED		
		Male	Female	You	A parent	Grandparent / Earlier gen
Question 22. Do you believe in God?	BASE=969	438	539	126	311	532
	%	%	%	%	%	%
Yes, I believe in God	69	66	72	84	75	63
I believe in a spiritual force	15	14	16	12	16	16
No, I am an atheist	8	10	7	2	1	12
Not sure, I am agnostic	5	6	3	0	7	5
No opinion	3	4	2	3	0	4
TOTAL	100	100	100	100	100	100

Question 22. Do you believe in God?

ARMENIAN DIASPORA SURVEY 2021

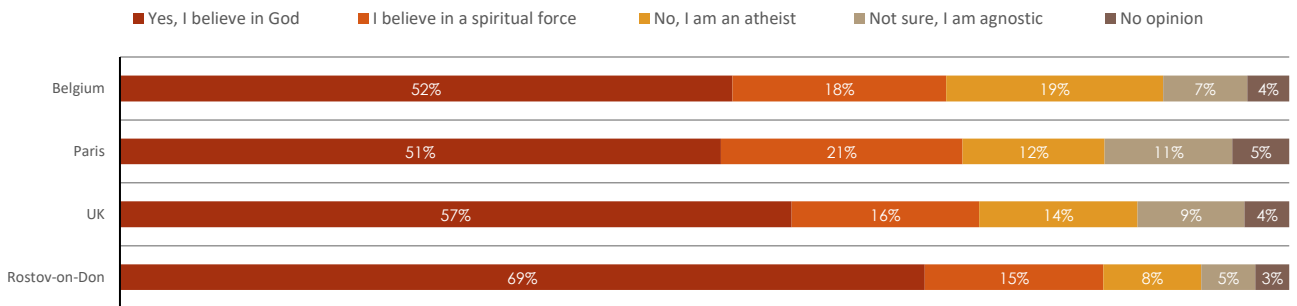
Q22. TOTAL



Base: All Respondents (1352) Data weighted within each community to known demographic profile by age, gender, and region.
Fieldwork dates: Belgium, Paris, UK Apr-Jun 2021; Rostov-on-Don Apr-Jul 2021.

ARMENIAN DIASPORA SURVEY 2021

Q22. COMMUNITY



Base: Belgium (335), Paris (493), UK (524), Rostov-on-Don (969) Data weighted within each community to known demographic profile by age, gender, and region
Fieldwork dates: Belgium, Paris, UK Apr-Jun 2021; Rostov-on-Don Apr-Jul 2021.

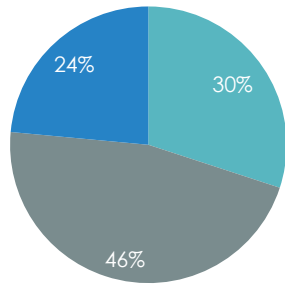
QUESTION - Single code	Western Europe	COMMUNITY				AGE			
		Belgium	Paris	UK	Rostov-on-Don	16-24	25-34	35-54	55+
Question 22. Do you believe in God?	Base=1352	335	493	524	969	173	207	427	545
	%	%	%	%	%	%	%	%	%
Yes, I believe in God	54	52	51	57	69	57	58	59	48
I believe in a spiritual force	18	18	21	16	15	22	11	17	21
No, I am an atheist	14	19	12	14	8	12	16	11	17
Not sure, I am agnostic	9	7	11	9	5	8	11	8	10
No opinion	4	4	5	4	3	2	3	5	5
TOTAL	100	100	100	100	100	100	100	100	100

QUESTION - Single code	Western Europe	GENDER		FIRST ARRIVED		
		Male	Female	You	A parent	Grandparent / Earlier gen
Question 22. Do you believe in God?	Base=1352	656	696	404	496	341
	%	%	%	%	%	%
Yes, I believe in God	54	53	55	58	50	52
I believe in a spiritual force	18	17	20	17	18	21
No, I am an atheist	14	16	13	12	16	15
Not sure, I am agnostic	9	11	8	7	12	9
No opinion	4	4	4	6	4	3
TOTAL	100	100	100	100	100	100

Question 23. Is religion or a spiritual life important to you?

ARMENIAN DIASPORA SURVEY 2021

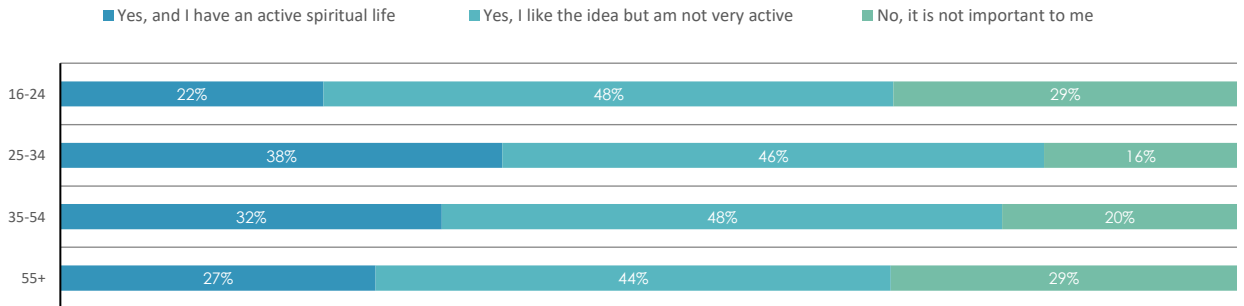
Q23. TOTAL



Base: All Respondents (969).
Fieldwork dates: Rostov-on-Don Apr-Jul 2021.

ARMENIAN DIASPORA SURVEY 2021

Q23. AGE



Base: Rostov-on-Don (969).
Fieldwork dates: Rostov-on-Don Apr-Jul 2021.

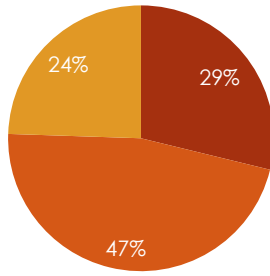
QUESTION - Single code	Rostov-on-Don	Age			
		16-24	25-34	35-54	55+
Question 23. Is religion or a spiritual life important to you?	BASE=969	203	247	353	173
	%	%	%	%	%
Yes, and I have an active spiritual life	30	22	38	32	27
Yes, I like the idea but am not very active	46	48	46	48	44
No, it is not important to me	24	29	16	20	29
TOTAL	100	100	100	100	100

QUESTION - Single code	Rostov-on-Don	GENDER		FIRST ARRIVED		
		Male	Female	You	A parent	Grandparent / Earlier gen
Question 23. Is religion or a spiritual life important to you?	BASE=969	438	539	126	311	532
	%	%	%	%	%	%
Yes, and I have an active spiritual life	30	30	31	48	34	25
Yes, I like the idea but am not very active	46	45	48	42	46	47
No, it is not important to me	24	26	21	10	20	28
TOTAL	100	100	100	100	100	100

Question 23. Is religion or a spiritual life important to you?

ARMENIAN DIASPORA SURVEY 2021

Q23. TOTAL



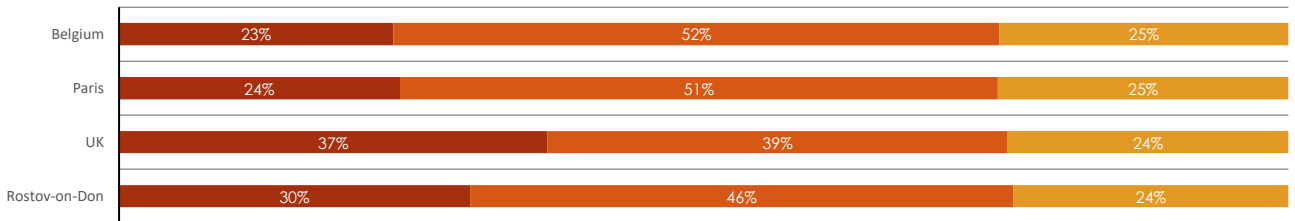
- Yes, and I have an active spiritual life
- Yes, I like the idea but am not very active
- No, it is not important to me

Base: All Respondents (1341) Data weighted within each community to known demographic profile by age, gender, and region.
Fieldwork dates: Belgium, Paris, UK Apr-Jun 2021; Rostov-on-Don Apr-Jul 2021.

ARMENIAN DIASPORA SURVEY 2021

Q23. COMMUNITY

- Yes, and I have an active spiritual life
- Yes, I like the idea but am not very active
- No, it is not important to me

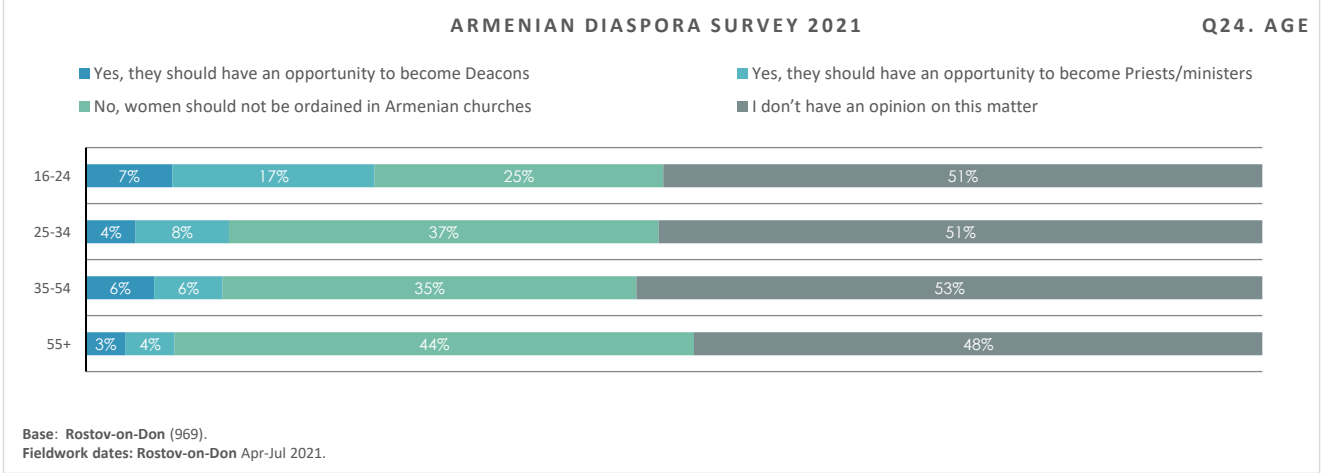
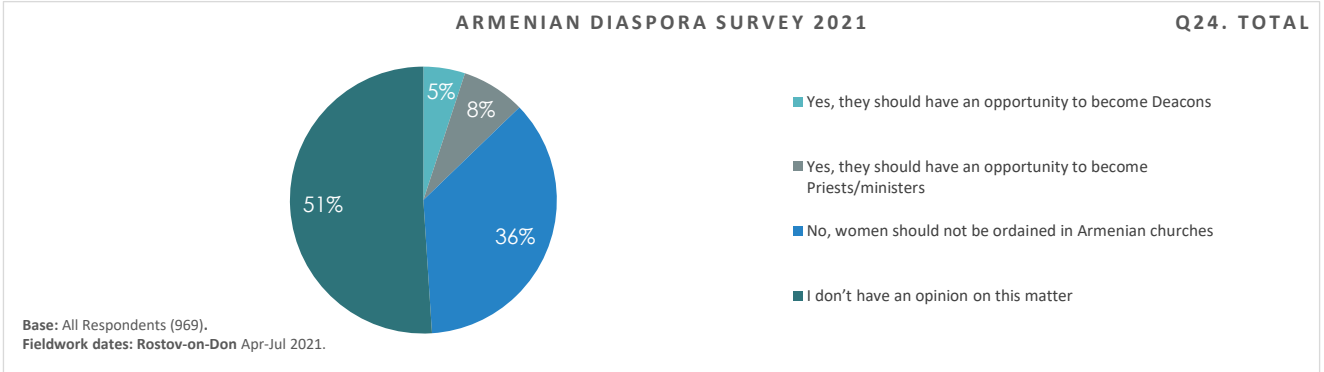


Base: Belgium (328), Paris (491), UK (521), Rostov-on-Don (969) Data weighted within each community to known demographic profile by age, gender, and region
Fieldwork dates: Belgium, Paris, UK Apr-Jun 2021; Rostov-on-Don Apr-Jul 2021.

QUESTION - Single code	Western Europe	COMMUNITY				AGE			
		Belgium	Paris	UK	Rostov-on-Don	16-24	25-34	35-54	55+
Question 23. Is religion or a spiritual life important to you?	Base=1341	328	491	521	969	173	204	423	541
	%	%	%	%	%	%	%	%	%
Yes, and I have an active spiritual life	29	23	24	37	30	35	24	27	30
Yes, I like the idea but am not very active	47	52	51	39	46	36	52	51	45
No, it is not important to me	24	25	25	24	24	29	25	22	25
TOTAL	100	100	100	100	100	100	100	100	100

QUESTION - Single code	Western Europe	GENDER		FIRST ARRIVED		
		Male	Female	You	A parent	Grandparent / Earlier gen
Question 23. Is religion or a spiritual life important to you?	Base=1341	653	688	398	493	340
	%	%	%	%	%	%
Yes, and I have an active spiritual life	29	28	29	27	27	31
Yes, I like the idea but am not very active	47	45	48	51	44	44
No, it is not important to me	24	26	23	21	28	25
TOTAL	100	100	100	100	100	100

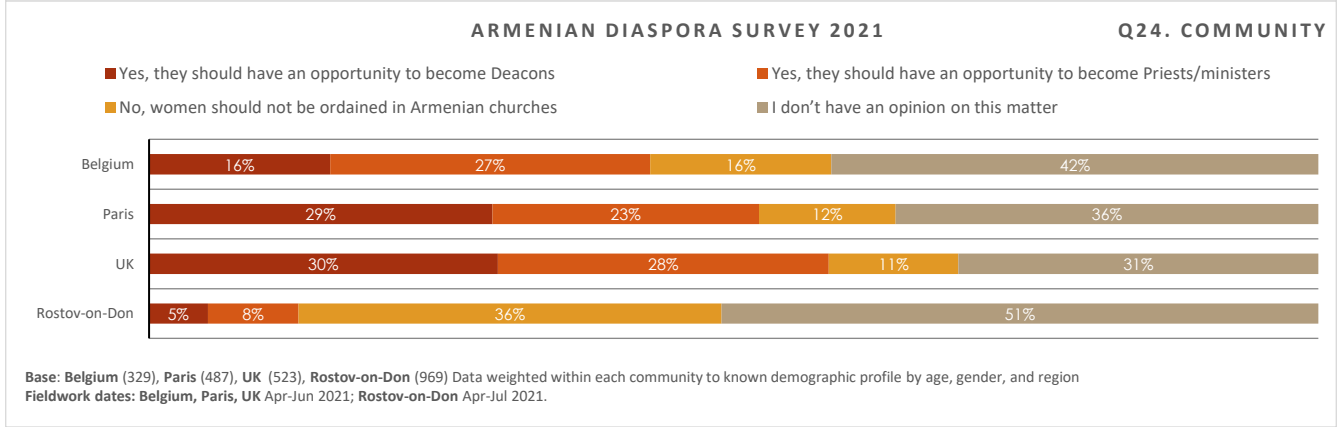
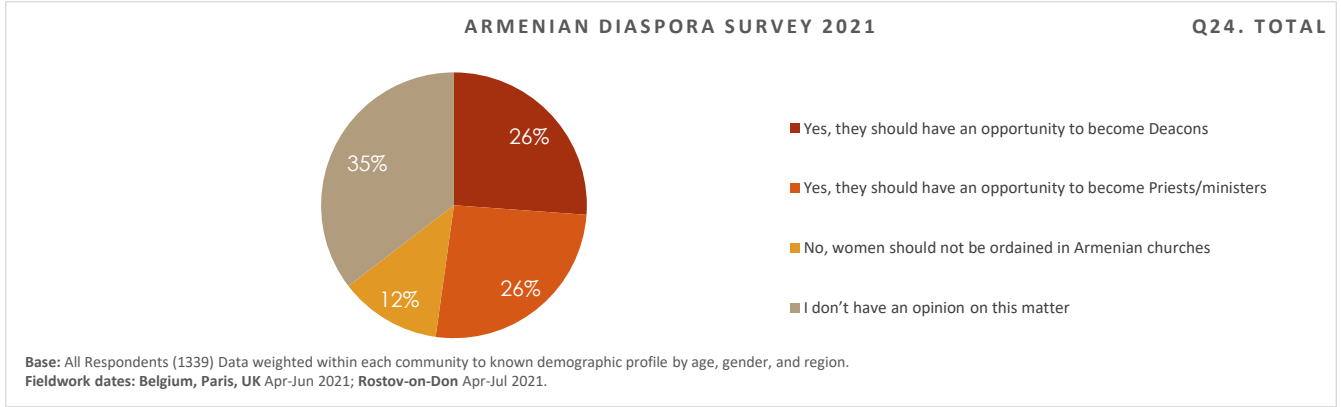
Question 24. Should women have the opportunity to be ordained in Armenian churches?



QUESTION - Single code	Rostov-on-Don	Age			
		16-24	25-34	35-54	55+
Question 24. Should women have the opportunity to be ordained in Armenian churches?	BASE=969	203	247	353	173
	%	%	%	%	%
Yes, they should have an opportunity to become Deacons	5	7	4	6	3
Yes, they should have an opportunity to become Priests/ministers	8	17	8	6	4
No, women should not be ordained in Armenian churches	36	25	37	35	44
I don't have an opinion on this matter	51	51	51	53	48
TOTAL	100	100	100	100	100

QUESTION - Single code	Rostov-on-Don	GENDER		FIRST ARRIVED		
		Male	Female	You	A parent	Grandparent / Earlier gen
Question 24. Should women have the opportunity to be ordained in Armenian churches?	BASE=969	438	539	126	311	532
	%	%	%	%	%	%
Yes, they should have an opportunity to become Deacons	5	5	5	6	8	4
Yes, they should have an opportunity to become Priests/ministers	8	7	9	3	11	7
No, women should not be ordained in Armenian churches	36	39	33	37	31	38
I don't have an opinion on this matter	51	49	53	54	50	51
TOTAL	100	100	100	100	100	100

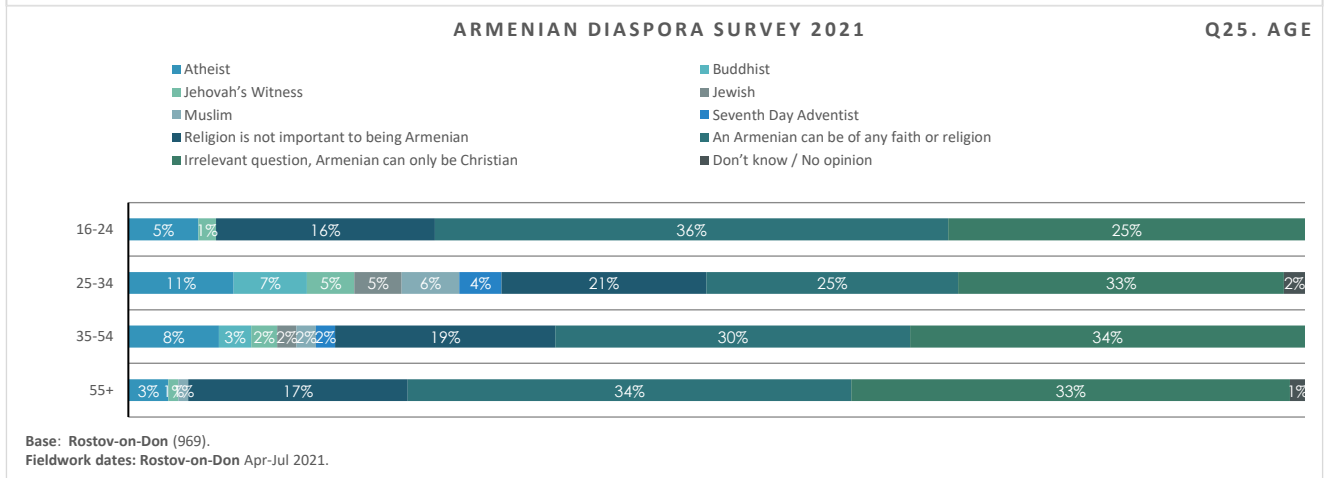
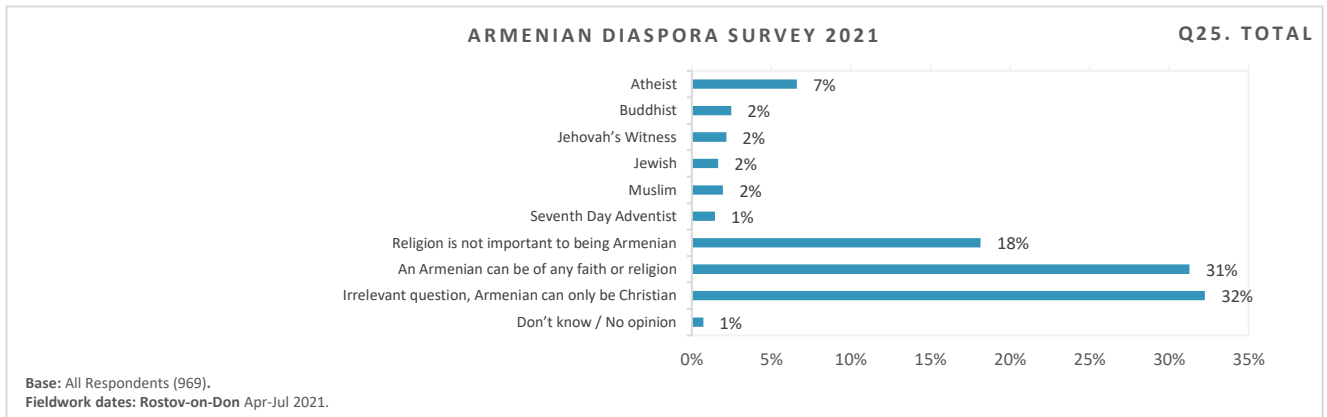
Question 24. Should women have the opportunity to be ordained in Armenian churches?



QUESTION - Single code	Western Europe	COMMUNITY				AGE			
		Belgium	Paris	UK	Rostov-on-Don	16-24	25-34	35-54	55+
Question 24. Should women have the opportunity to be ordained in Armenian churches?	Base=1339	329	487	523	969	173	202	424	539
	%	%	%	%	%	%	%	%	%
Yes, they should have an opportunity to become Deacons	26	16	29	30	5	22	27	25	28
Yes, they should have an opportunity to become Priests/ministers	26	27	23	28	8	27	22	23	30
No, women should not be ordained in Armenian churches	12	16	12	11	36	12	10	15	11
I don't have an opinion on this matter	35	42	36	31	51	40	41	37	31
TOTAL	100	100	100	100	100	100	100	100	100

QUESTION - Single code	Western Europe	GENDER		FIRST ARRIVED		
		Male	Female	You	A parent	Grandparent / Earlier gen
Question 24. Should women have the opportunity to be ordained in Armenian churches?	Base=1339	647	691	395	494	340
	%	%	%	%	%	%
Yes, they should have an opportunity to become Deacons	26	26	26	24	29	23
Yes, they should have an opportunity to become Priests/ministers	26	24	28	23	28	31
No, women should not be ordained in Armenian churches	12	14	11	16	11	10
I don't have an opinion on this matter	35	35	35	37	32	35
TOTAL	100	100	100	100	100	100

Question 25. In your opinion, can someone be of another faith and be Armenian?



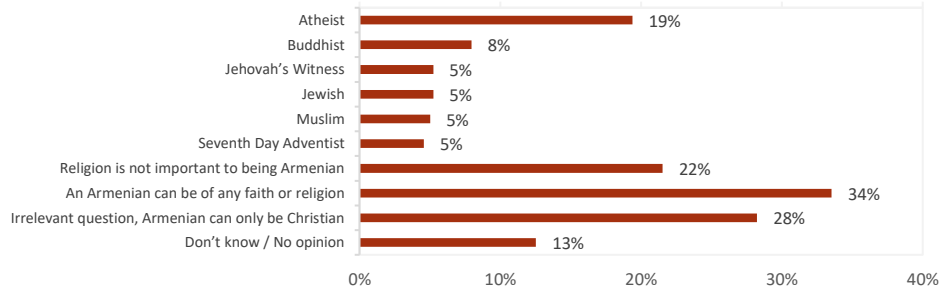
QUESTION - Multicode	Rostov-on-Don	Age			
		16-24	25-34	35-54	55+
Question 25. In your opinion, can someone be of another faith and be Armenian?	BASE=969	203	247	353	173
	%	%	%	%	%
Atheist	7	5	11	8	3
Buddhist	2	0	7	3	0
Jehovah's Witness	2	1	5	2	1
Jewish	2	0	5	2	0
Muslim	2	0	6	2	1
Seventh Day Adventist	1	0	4	2	0
Religion is not important to being Armenian	18	16	21	19	17
An Armenian can be of any faith or religion	31	36	25	30	34
Irrelevant question, Armenian can only be Christian	32	25	33	34	33
Don't know / No opinion	1	0	2	0	1

QUESTION - Multicode	Rostov-on-Don	GENDER		FIRST ARRIVED		
		Male	Female	You	A parent	Grandparent / Earlier gen
Question 25. In your opinion, can someone be of another faith and be Armenian?	BASE=969	438	539	126	311	532
	%	%	%	%	%	%
Atheist	7	8	5	3	9	6
Buddhist	2	4	1	5	2	2
Jehovah's Witness	2	3	1	3	3	1
Jewish	2	2	1	2	2	1
Muslim	2	3	1	3	2	2
Seventh Day Adventist	1	2	1	3	1	1
Religion is not important to being Armenian	18	21	15	36	17	15
An Armenian can be of any faith or religion	31	29	34	22	22	37
Irrelevant question, Armenian can only be Christian	32	31	33	34	39	29
Don't know / No opinion	1	1	0	1	0	1

Question 25. In your opinion, can someone be of another faith and be Armenian?

ARMENIAN DIASPORA SURVEY 2021

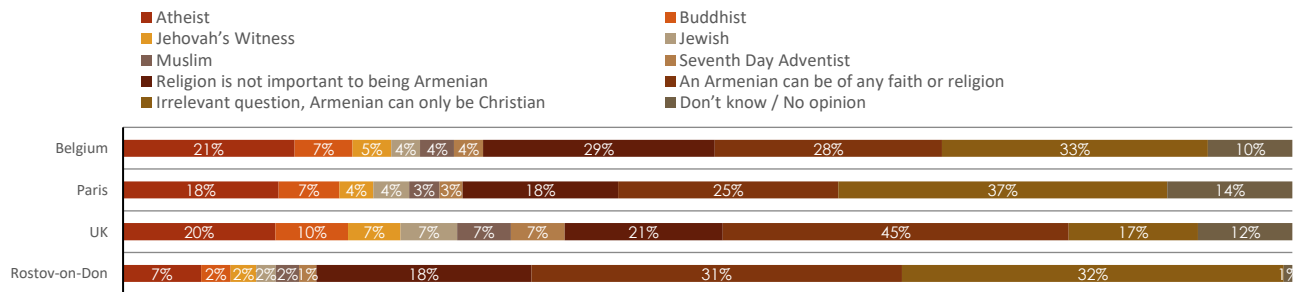
Q25. TOTAL



Base: All Respondents (1357) Data weighted within each community to known demographic profile by age, gender, and region
Fieldwork dates: Belgium, Paris, UK Apr-Jun 2021; Rostov-on-Don Apr-Jul 2021.

ARMENIAN DIASPORA SURVEY 2021

Q25. COMMUNITY



Base: Belgium (336), Paris (496), UK (525), Rostov-on-Don (969) Data weighted within each community to known demographic profile by age, gender, and region
Fieldwork dates: Belgium, Paris, UK Apr-Jun 2021; Rostov-on-Don Apr-Jul 2021.

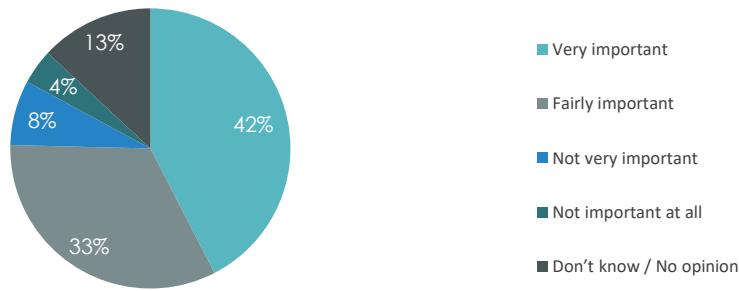
QUESTION - Multicode	Western Europe	COMMUNITY				AGE			
		Belgium	Paris	UK	Rostov-on-Don	16-24	25-34	35-54	55+
Question 25. In your opinion, can someone be of another faith and be Armenian?	Base=1357	336	496	525	969	173	207	429	548
	%	%	%	%	%	%	%	%	%
Atheist	19	21	18	20	7	16	22	18	21
Buddhist	8	7	7	10	2	8	10	7	8
Jehovah's Witness	5	5	4	7	2	5	7	5	5
Jewish	5	4	4	7	2	5	8	5	5
Muslim	5	4	3	7	2	5	7	4	5
Seventh Day Adventist	5	4	3	7	1	5	6	4	5
Religion is not important to being Armenian	22	29	18	21	18	21	26	18	22
An Armenian can be of any faith or religion	34	28	25	45	31	32	41	32	32
Irrelevant question, Armenian can only be Christian	28	33	37	17	32	28	21	28	31
Don't know / No opinion	13	10	14	12	1	12	11	14	11

QUESTION - Multicode	Western Europe	GENDER		FIRST ARRIVED		
		Male	Female	You	A parent	Grandparent / Earlier gen
Question 25. In your opinion, can someone be of another faith and be Armenian?	Base=1357	658	699	399	488	359
	%	%	%	%	%	%
Atheist	19	19	19	20	20	18
Buddhist	8	10	6	7	8	8
Jehovah's Witness	5	6	4	5	5	5
Jewish	5	7	4	5	6	5
Muslim	5	6	4	6	5	4
Seventh Day Adventist	5	5	4	5	4	4
Religion is not important to being Armenian	22	25	18	26	21	18
An Armenian can be of any faith or religion	34	34	33	32	37	33
Irrelevant question, Armenian can only be Christian	28	28	28	25	28	32
Don't know / No opinion	13	12	13	13	10	14

Question 26. How important is Christianity to Armenian identity today?

ARMENIAN DIASPORA SURVEY 2021

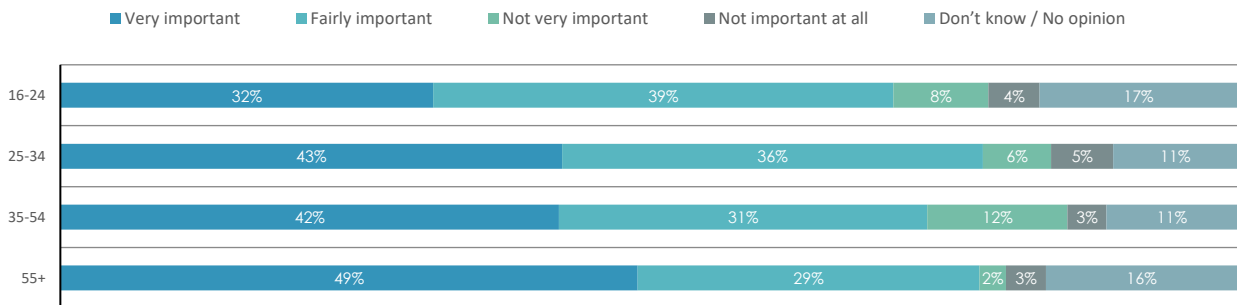
Q26. TOTAL



Base: All Respondents (969).
Fieldwork dates: Rostov-on-Don Apr-Jul 2021.

ARMENIAN DIASPORA SURVEY 2021

Q26. AGE

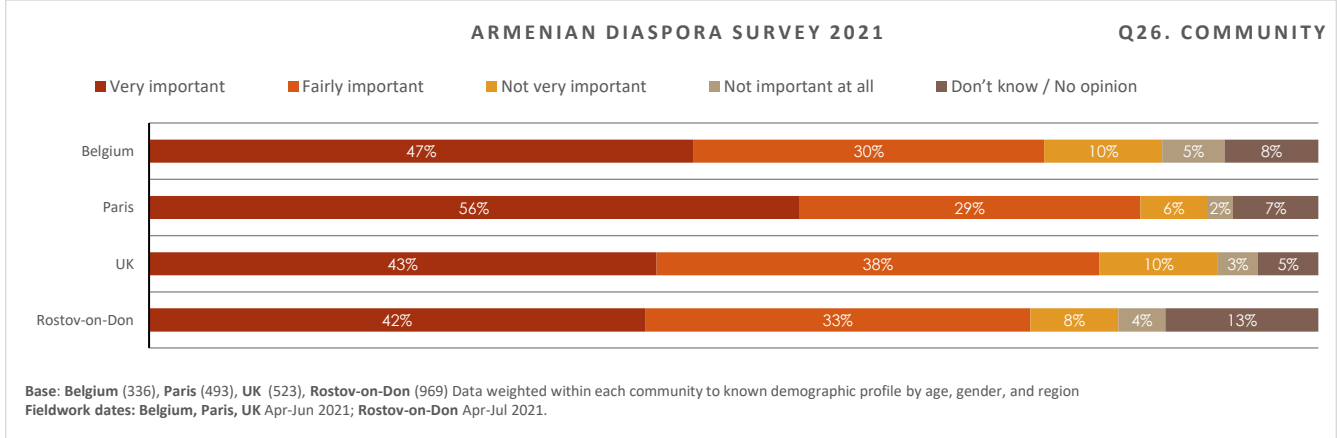
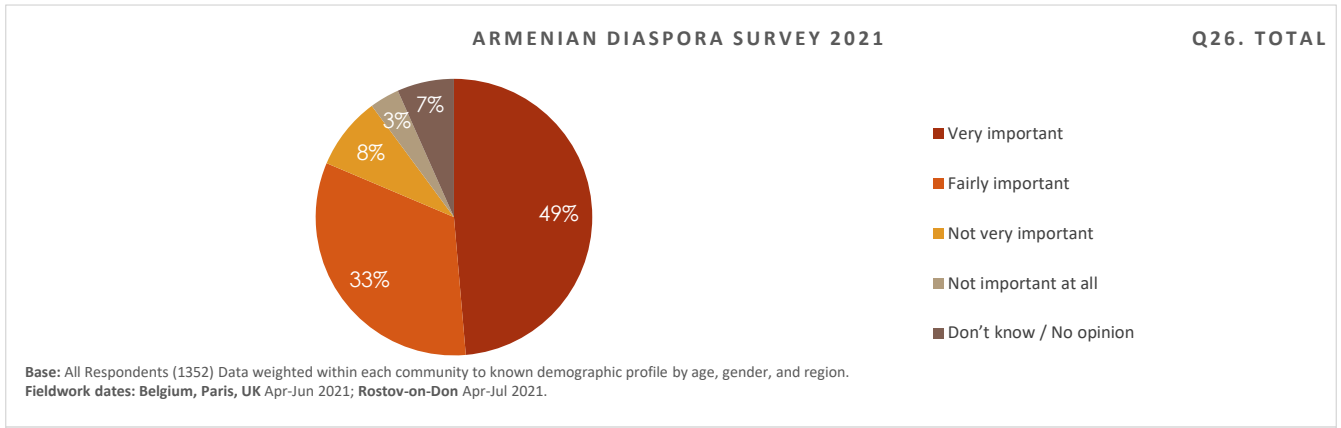


Base: Rostov-on-Don (969).
Fieldwork dates: Rostov-on-Don Apr-Jul 2021.

QUESTION - Single code	Rostov-on-Don	Age			
		16-24	25-34	35-54	55+
Question 26. How important is Christianity to Armenian identity today?	BASE=969	203	247	353	173
	%	%	%	%	%
Very important	42	32	43	42	49
Fairly important	33	39	36	31	29
Not very important	8	8	6	12	2
Not important at all	4	4	5	3	3
Don't know / No opinion	13	17	11	11	16
TOTAL	100	100	100	100	100

QUESTION - Single code	Rostov-on-Don	GENDER		FIRST ARRIVED		
		Male	Female	You	A parent	Grandparent / Earlier gen
Question 26. How important is Christianity to Armenian identity today?	BASE=969	438	539	126	311	532
	%	%	%	%	%	%
Very important	42	46	39	45	53	38
Fairly important	33	33	33	40	30	33
Not very important	8	9	6	4	7	8
Not important at all	4	3	5	1	1	6
Don't know / No opinion	13	10	17	10	8	16
TOTAL	100	100	100	100	100	100

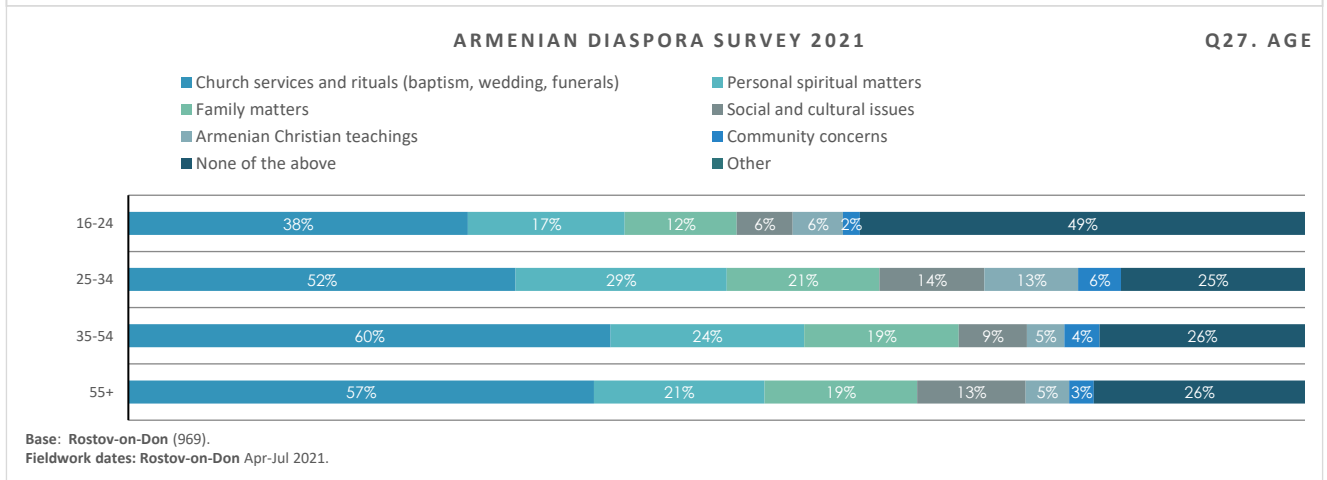
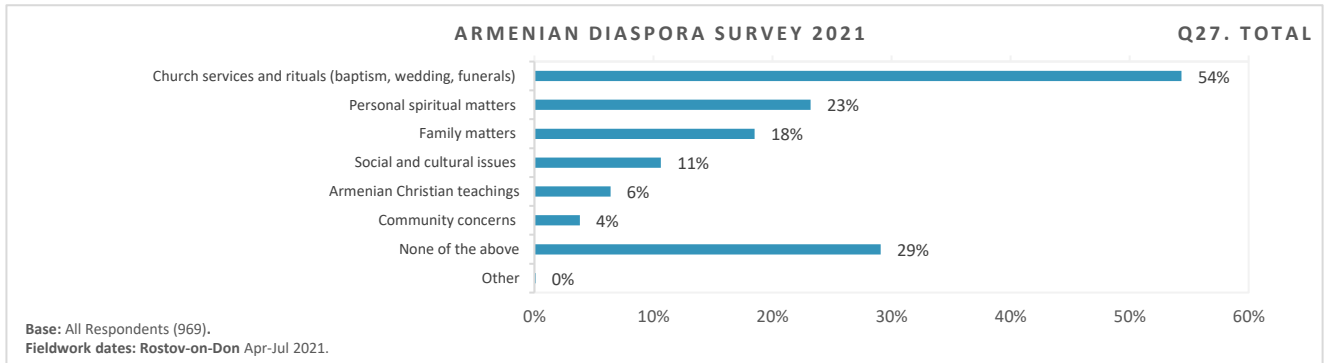
Question 26. How important is Christianity to Armenian identity today?



QUESTION - Single code	Western Europe	COMMUNITY				AGE			
		Belgium	Paris	UK	Rostov-on-Don	16-24	25-34	35-54	55+
Question 26. How important is Christianity to Armenian identity today?	Base=1352	336	493	523	969	173	206	426	547
	%	%	%	%	%	%	%	%	%
Very important	49	47	56	43	42	45	37	52	52
Fairly important	33	30	29	38	33	41	37	30	31
Not very important	8	10	6	10	8	6	11	9	8
Not important at all	3	5	2	3	4	3	6	3	3
Don't know / No opinion	7	8	7	5	13	5	10	6	6
TOTAL	100	100	100	100	100	100	100	100	100

QUESTION - Single code	Western Europe	GENDER		FIRST ARRIVED		
		Male	Female	You	A parent	Grandparent / Earlier gen
Question 26. How important is Christianity to Armenian identity today?	Base=1352	655	696	402	496	341
	%	%	%	%	%	%
Very important	49	50	47	45	47	52
Fairly important	33	31	35	31	37	31
Not very important	8	9	8	11	8	7
Not important at all	3	4	3	5	3	2
Don't know / No opinion	7	6	7	7	5	8
TOTAL	100	100	100	100	100	100

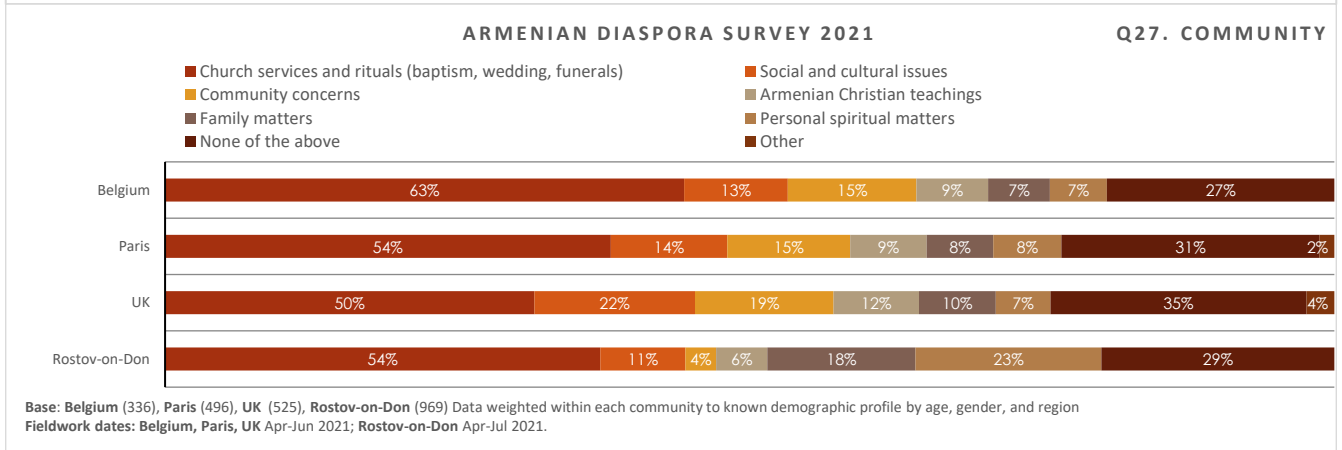
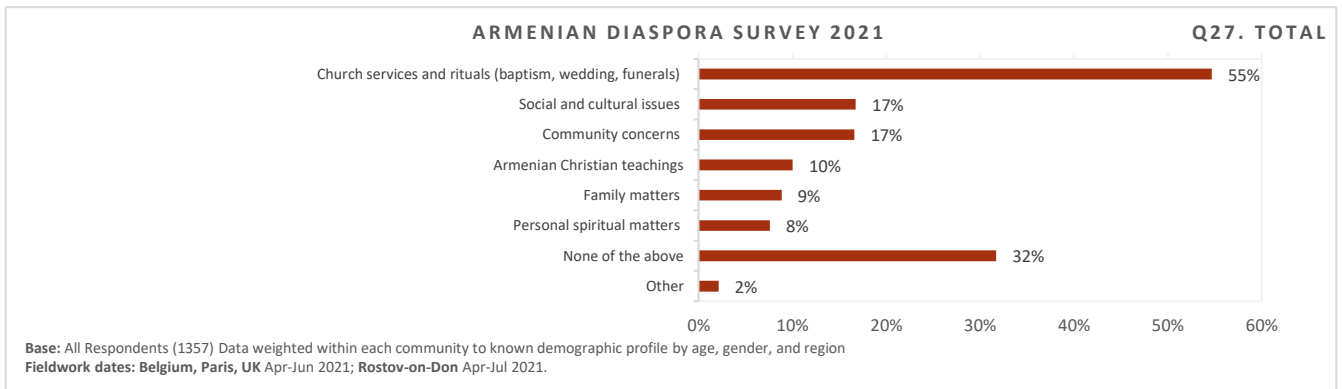
Question 27. Have you communicated with Armenian priests or ministers regarding any of the following?



QUESTION - Multicode	Rostov-on-Don	Age			
		16-24	25-34	35-54	55+
Question 27. Have you communicated with Armenian priests or ministers regarding any of the following?	BASE=969	203	247	353	173
	%	%	%	%	%
Church services and rituals (baptism, wedding, funerals)	54	38	52	60	57
Personal spiritual matters	23	17	29	24	21
Family matters	18	12	21	19	19
Social and cultural issues	11	6	14	9	13
Armenian Christian teachings	6	6	13	5	5
Community concerns	4	2	6	4	3
None of the above	29	49	25	26	26
Other	0	0	0	0	0

QUESTION - Multicode	Rostov-on-Don	GENDER		FIRST ARRIVED		
		Male	Female	You	A parent	Grandparent / Earlier gen
Question 27. Have you communicated with Armenian priests or ministers regarding any of the following?	BASE=969	438	539	126	311	532
	%	%	%	%	%	%
Church services and rituals (baptism, wedding, funerals)	54	53	55	68	50	53
Personal spiritual matters	23	25	21	39	28	18
Family matters	18	19	18	30	23	15
Social and cultural issues	11	10	11	9	13	10
Armenian Christian teachings	6	7	6	12	7	5
Community concerns	4	5	2	7	4	3
None of the above	29	29	30	19	32	30
Other	0	0	0	0	0	0

Question 27. Have you communicated with Armenian priests or ministers regarding any of the following?



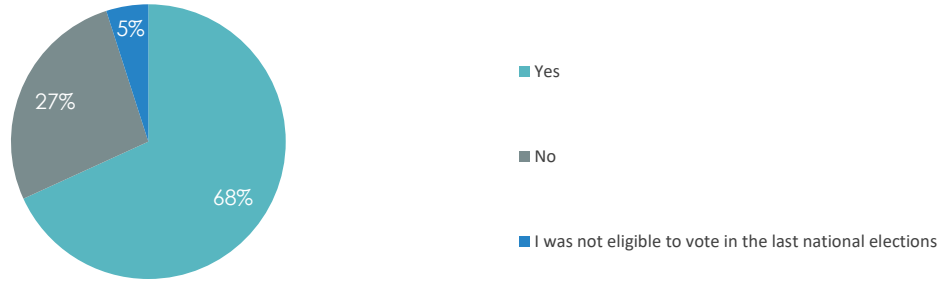
QUESTION - Multi code	Western Europe	COMMUNITY				AGE			
		Belgium	Paris	UK	Rostov-on-Don	16-24	25-34	35-54	55+
Question 27. Have you communicated with Armenian priests or ministers regarding any of the following?	Base=1357	336	496	525	969	173	207	429	548
	%	%	%	%	%	%	%	%	%
Church services and rituals (baptism, wedding, funerals)	55	63	54	50	54	42	38	55	65
Social and cultural issues	17	13	14	22	11	33	14	14	15
Community concerns	17	15	15	19	4	20	13	18	16
Armenian Christian teachings	10	9	9	12	6	16	9	10	9
Family matters	9	7	8	10	18	13	6	9	8
Personal spiritual matters	8	7	8	7	23	8	6	10	6
None of the above	32	27	31	35	29	39	50	32	23
Other	2	0	2	4	0	0	1	2	4

QUESTION - Multi code	Western Europe	GENDER		FIRST ARRIVED		
		Male	Female	You	A parent	Grandparent / Earlier gen
Question 27. Have you communicated with Armenian priests or ministers regarding any of the following?	Base=1357	658	699	399	488	359
	%	%	%	%	%	%
Church services and rituals (baptism, wedding, funerals)	55	53	57	54	53	58
Social and cultural issues	17	20	14	17	15	20
Community concerns	17	19	14	20	16	15
Armenian Christian teachings	10	12	9	12	9	10
Family matters	9	10	8	9	7	10
Personal spiritual matters	8	9	6	6	8	8
None of the above	32	33	30	32	35	27
Other	2	2	3	3	2	1

Question 28. Did you vote in the last national elections in Russia/France/Belgium/UK ?

ARMENIAN DIASPORA SURVEY 2021

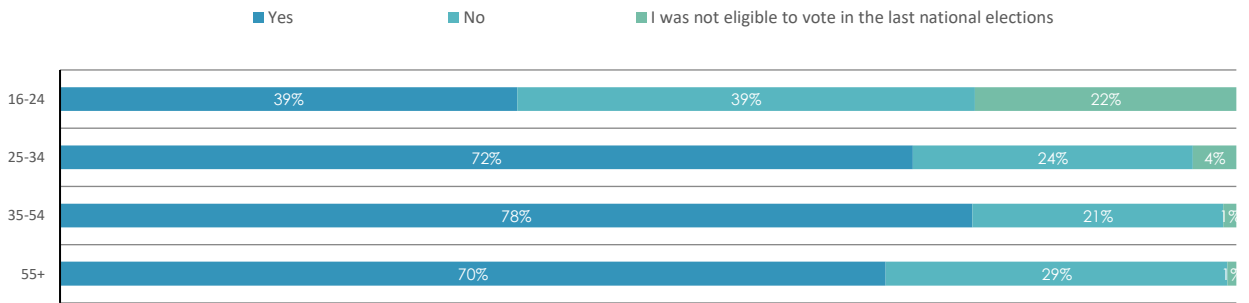
Q28. TOTAL



Base: All Respondents (969).
Fieldwork dates: Rostov-on-Don Apr-Jul 2021.

ARMENIAN DIASPORA SURVEY 2021

Q28. AGE

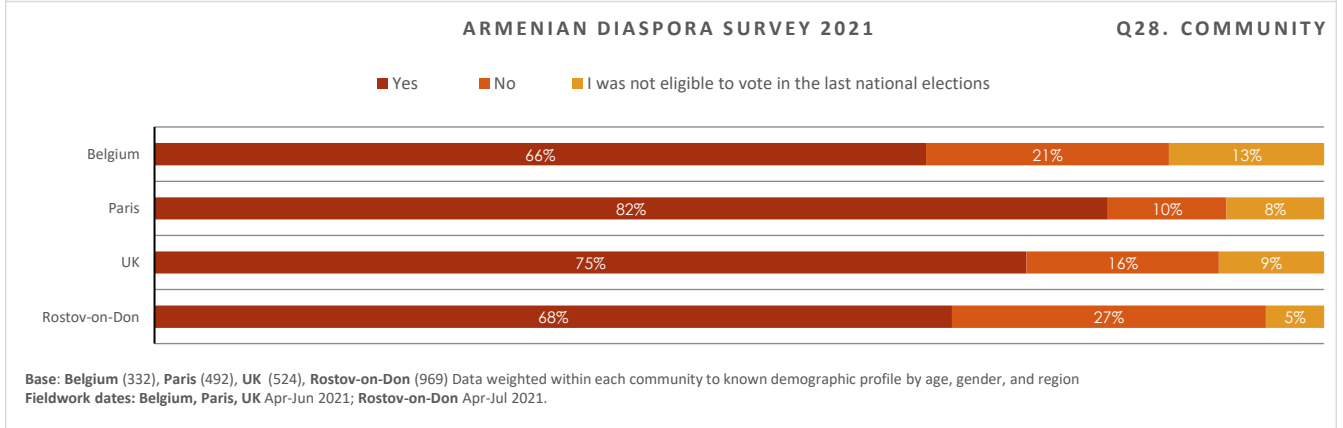
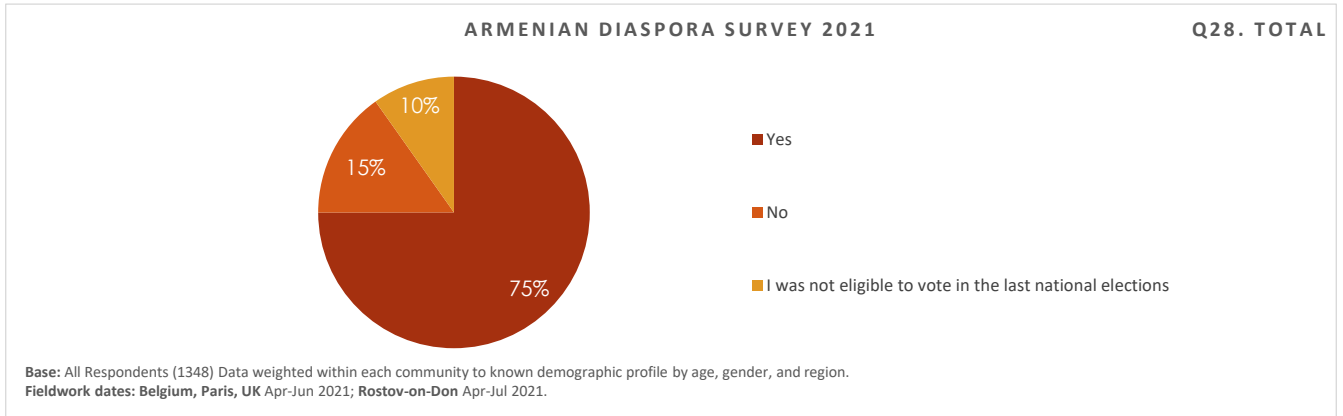


Base: Rostov-on-Don (969).
Fieldwork dates: Rostov-on-Don Apr-Jul 2021.

QUESTION - Single code	Rostov-on-Don	Age			
		16-24	25-34	35-54	55+
Question 28. Did you vote in the last national elections in Russia/France/Belgium/UK ?	BASE=969	203	247	353	173
	%	%	%	%	%
Yes	68	39	72	78	70
No	27	39	24	21	29
I was not eligible to vote in the last national elections	5	22	4	1	1
TOTAL	100	100	100	100	100

QUESTION - Single code	Rostov-on-Don	GENDER		FIRST ARRIVED		
		Male	Female	You	A parent	Grandparent / Earlier gen
Question 28. Did you vote in the last national elections in Russia/France/Belgium/UK ?	BASE=969	438	539	126	311	532
	%	%	%	%	%	%
Yes	68	68	69	62	56	74
No	27	27	27	36	38	21
I was not eligible to vote in the last national elections	5	5	5	2	6	5
TOTAL	100	100	100	100	100	100

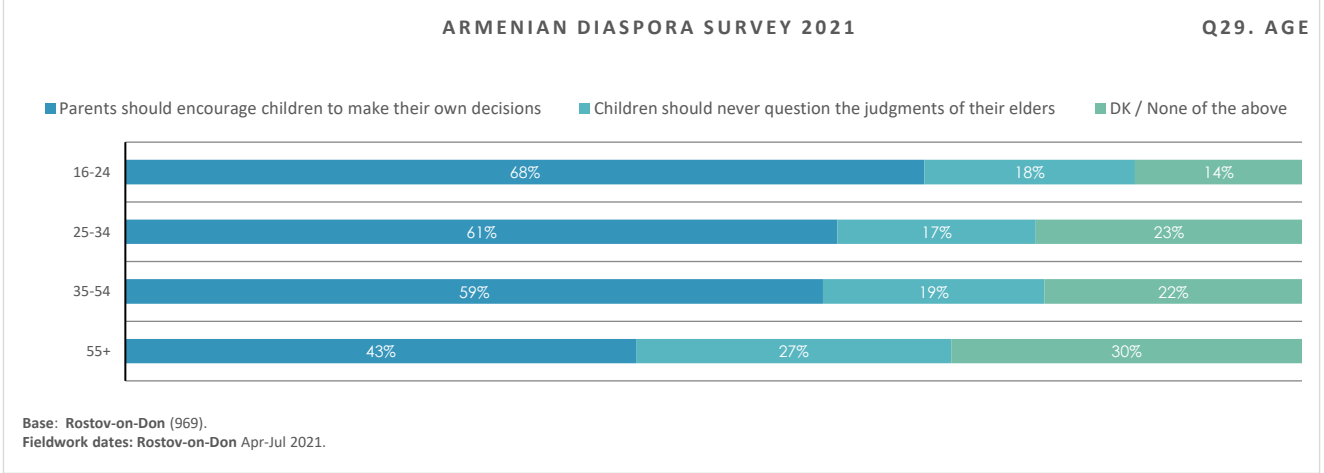
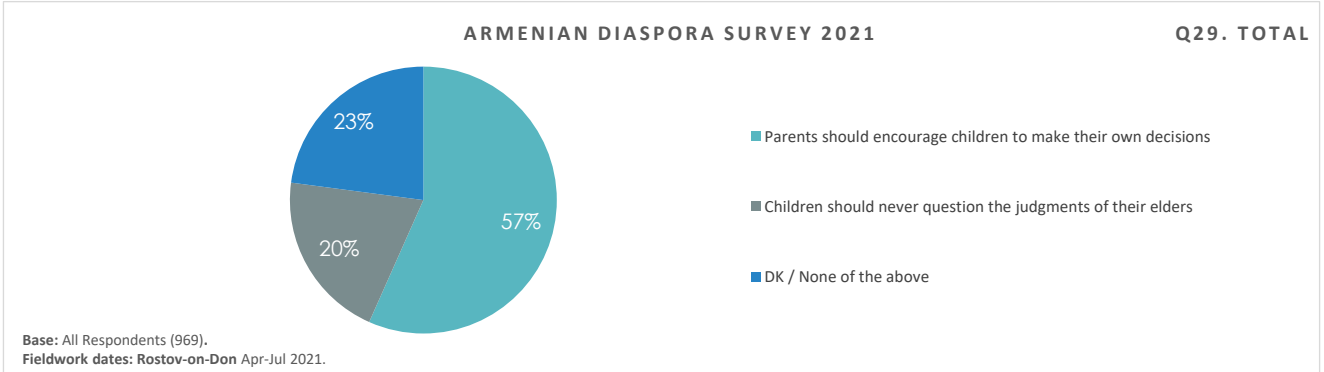
Question 28. Did you vote in the last national elections in Russia/France/Belgium/UK ?



QUESTION - Single code	Western Europe	COMMUNITY				AGE			
		Belgium	Paris	UK	Rostov-on-Don	16-24	25-34	35-54	55+
Question 28. Did you vote in the last national elections in Russia/France/Belgium/UK ?	Base=1348	332	492	524	969	171	204	427	546
	%	%	%	%	%	%	%	%	%
Yes	75	66	82	75	68	53	67	75	85
No	15	21	10	16	27	19	19	17	11
I was not eligible to vote in the last national elections	10	13	8	9	5	28	15	8	4
TOTAL	100	100	100	100	100	100	100	100	100

QUESTION - Single code	Western Europe	GENDER		FIRST ARRIVED		
		Male	Female	You	A parent	Grandparent / Earlier gen
Question 28. Did you vote in the last national elections in Russia/France/Belgium/UK ?	Base=1348	656	692	401	497	339
	%	%	%	%	%	%
Yes	75	76	74	69	80	78
No	15	15	16	18	13	14
I was not eligible to vote in the last national elections	10	9	11	13	7	9
TOTAL	100	100	100	100	100	100

Question 29. Which of the following two statements, if any, are closer to your views?



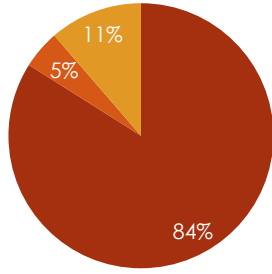
QUESTION - Single code	Rostov-on-Don	Age			
		16-24	25-34	35-54	55+
Question 29. Which of the following two statements, if any, are closer to your views?	BASE=969	203	247	353	173
	%	%	%	%	%
Parents should encourage children to make their own decisions	57	68	61	59	43
Children should never question the judgments of their elders	20	18	17	19	27
DK / None of the above	23	14	23	22	30
TOTAL	100	100	100	100	100

QUESTION - Single code	Rostov-on-Don	GENDER		FIRST ARRIVED		
		Male	Female	You	A parent	Grandparent / Earlier gen
Question 29. Which of the following two statements, if any, are closer to your views?	BASE=969	438	539	126	311	532
	%	%	%	%	%	%
Parents should encourage children to make their own decisions	57	57	57	55	59	56
Children should never question the judgments of their elders	20	23	18	28	21	19
DK / None of the above	23	20	26	17	20	25
TOTAL	100	100	100	100	100	100

Question 29. Which of the following two statements, if any, are closer to your views?

ARMENIAN DIASPORA SURVEY 2021

Q29. TOTAL

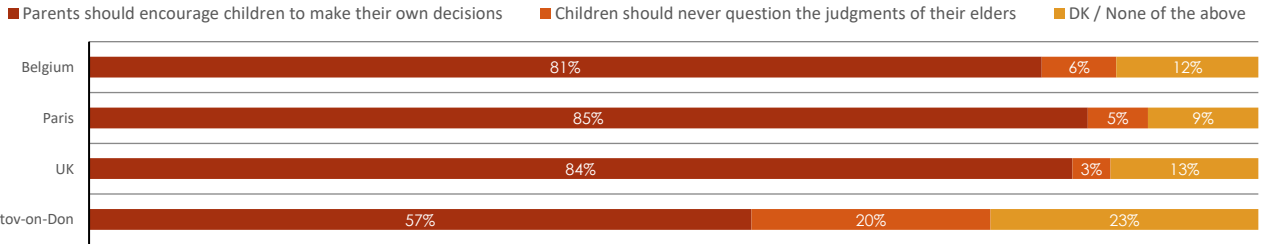


- Parents should encourage children to make their own decisions
- Children should never question the judgments of their elders
- DK / None of the above

Base: All Respondents (1324) Data weighted within each community to known demographic profile by age, gender, and region.
Fieldwork dates: Belgium, Paris, UK Apr-Jun 2021; Rostov-on-Don Apr-Jul 2021.

ARMENIAN DIASPORA SURVEY 2021

Q29. COMMUNITY



Base: Belgium (314), Paris (488), UK (522), Rostov-on-Don (969) Data weighted within each community to known demographic profile by age, gender, and region
Fieldwork dates: Belgium, Paris, UK Apr-Jun 2021; Rostov-on-Don Apr-Jul 2021.

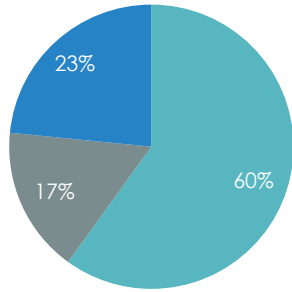
QUESTION - Single code	Western Europe	COMMUNITY				AGE			
		Belgium	Paris	UK	Rostov-on-Don	16-24	25-34	35-54	55+
Question 29. Which of the following two statements, if any, are closer to your views?	Base=1324	314	488	522	969	173	202	411	538
	%	%	%	%	%	%	%	%	%
Parents should encourage children to make their own decisions	84	81	85	84	57	84	78	83	86
Children should never question the judgments of their elders	5	6	5	3	20	13	6	4	2
DK / None of the above	11	12	9	13	23	3	16	13	11
TOTAL	100	100	100	100	100	100	100	100	100

QUESTION - Single code	Western Europe	GENDER		FIRST ARRIVED		
		Male	Female	You	A parent	Grandparent / Earlier gen
Question 29. Which of the following two statements, if any, are closer to your views?	Base=1324	646	678	384	494	338
	%	%	%	%	%	%
Parents should encourage children to make their own decisions	84	84	84	82	84	85
Children should never question the judgments of their elders	5	6	4	3	6	6
DK / None of the above	11	10	13	15	10	9
TOTAL	100	100	100	100	100	100

Question 30. Which of the following two statements, if any, are closer to your views?

ARMENIAN DIASPORA SURVEY 2021

Q30. TOTAL



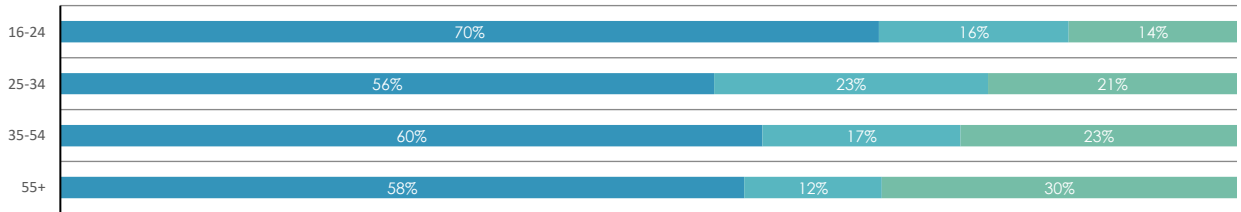
- Armenians worldwide should assist other nations whenever the need arises
- Armenians worldwide should focus on only helping other Armenians in need
- DK / None of the above

Base: All Respondents (969).
Fieldwork dates: Rostov-on-Don Apr-Jul 2021.

ARMENIAN DIASPORA SURVEY 2021

Q30. AGE

- Armenians worldwide should assist other nations whenever the need arises
- Armenians worldwide should focus on only helping other Armenians in need
- DK / None of the above



Base: Rostov-on-Don (969).
Fieldwork dates: Rostov-on-Don Apr-Jul 2021.

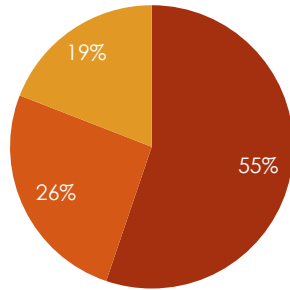
QUESTION - Single code	Rostov-on-Don	Age			
		16-24	25-34	35-54	55+
Question 30. Which of the following two statements, if any, are closer to your views?	BASE=969	203	247	353	173
	%	%	%	%	%
Armenians worldwide should assist other nations whenever the need arises	60	70	56	60	58
Armenians worldwide should focus on only helping other Armenians in need	17	16	23	17	12
DK / None of the above	23	14	21	23	30
TOTAL	100	100	100	100	100

QUESTION - Single code	Rostov-on-Don	GENDER		FIRST ARRIVED		
		Male	Female	You	A parent	Grandparent / Earlier gen
Question 30. Which of the following two statements, if any, are closer to your views?	BASE=969	438	539	126	311	532
	%	%	%	%	%	%
Armenians worldwide should assist other nations whenever the need arises	60	57	63	48	55	64
Armenians worldwide should focus on only helping other Armenians in need	17	22	10	35	27	9
DK / None of the above	23	20	27	18	19	26
TOTAL	100	100	100	100	100	100

Question 30. Which of the following two statements, if any, are closer to your views?

ARMENIAN DIASPORA SURVEY 2021

Q30. TOTAL



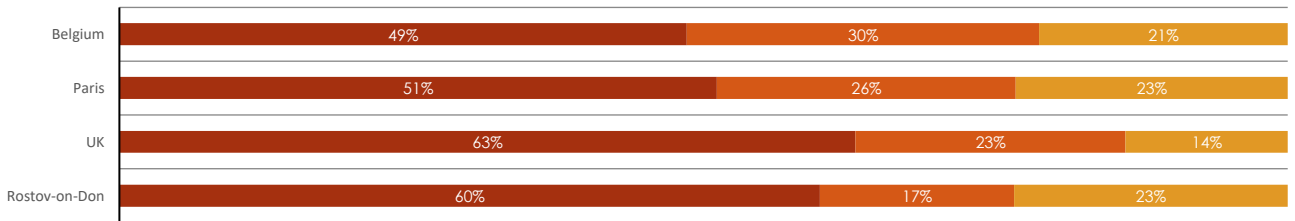
- Armenians worldwide should assist other nations whenever the need arises
- Armenians worldwide should focus on only helping other Armenians in need
- DK / None of the above

Base: All Respondents (1315) Data weighted within each community to known demographic profile by age, gender, and region.
Fieldwork dates: Belgium, Paris, UK Apr-Jun 2021; Rostov-on-Don Apr-Jul 2021.

ARMENIAN DIASPORA SURVEY 2021

Q30. COMMUNITY

- Armenians worldwide should assist other nations whenever the need arises
- Armenians worldwide should focus on only helping other Armenians in need
- DK / None of the above

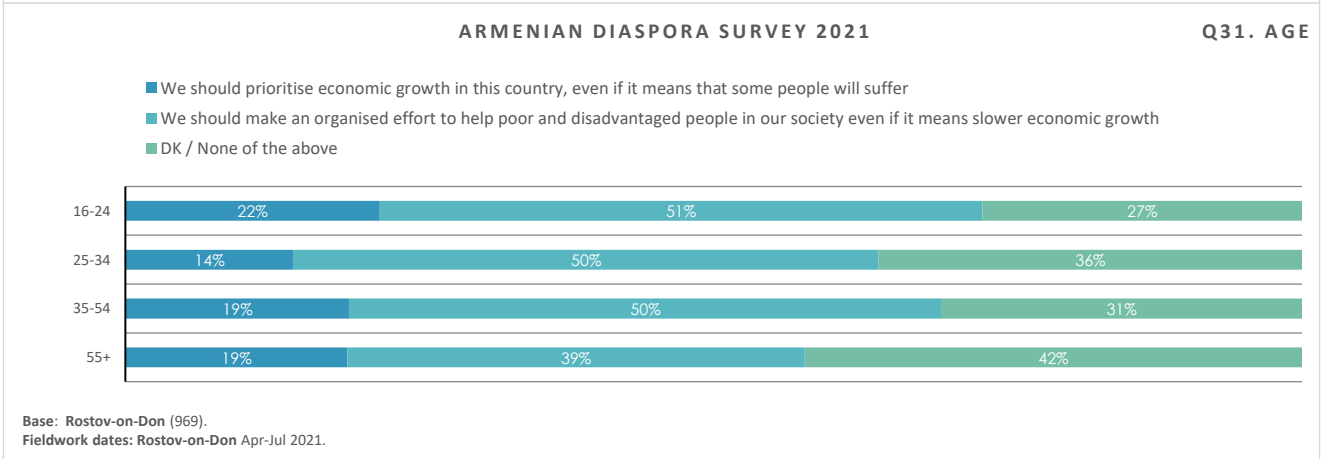
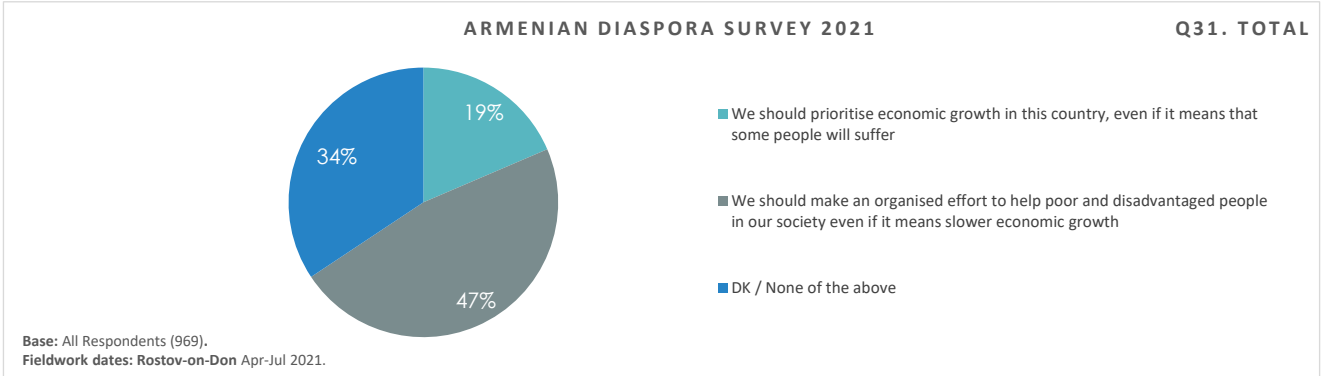


Base: Belgium (316), Paris (481), UK (517), Rostov-on-Don (969) Data weighted within each community to known demographic profile by age, gender, and region.
Fieldwork dates: Belgium, Paris, UK Apr-Jun 2021; Rostov-on-Don Apr-Jul 2021.

QUESTION - Single code	Western Europe	COMMUNITY				AGE			
		Belgium	Paris	UK	Rostov-on-Don	16-24	25-34	35-54	55+
Question 30. Which of the following two statements, if any, are closer to your views?	Base=1315	316	481	517	969	168	201	407	538
	%	%	%	%	%	%	%	%	%
Armenians worldwide should assist other nations whenever the need arises	55	49	51	63	60	52	52	54	58
Armenians worldwide should focus on only helping other Armenians in need	26	30	26	23	17	28	25	26	25
DK / None of the above	19	21	23	14	23	19	23	20	17
TOTAL	100	100	100	100	100	100	100	100	100

QUESTION - Single code	Western Europe	GENDER		FIRST ARRIVED		
		Male	Female	You	A parent	Grandparent / Earlier gen
Question 30. Which of the following two statements, if any, are closer to your views?	Base=1315	641	674	386	486	334
	%	%	%	%	%	%
Armenians worldwide should assist other nations whenever the need arises	55	55	55	53	54	61
Armenians worldwide should focus on only helping other Armenians in need	26	28	24	28	26	22
DK / None of the above	19	17	21	19	20	18
TOTAL	100	100	100	100	100	100

Question 31. Which of the following two statements, if any, are closer to your views?



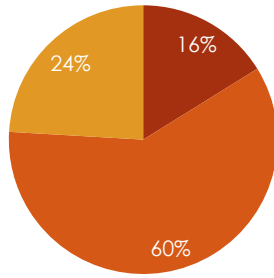
QUESTION - Single code	Rostov-on-Don	Age			
		16-24	25-34	35-54	55+
Question 31. Which of the following two statements, if any, are closer to your views?	BASE=969	203	247	353	173
	%	%	%	%	%
We should prioritise economic growth in this country, even if it means that some people will suffer	19	22	14	19	19
We should make an organised effort to help poor and disadvantaged people in our society even if it means slower economic growth	47	51	50	50	39
DK / None of the above	34	27	36	31	42
TOTAL	100	100	100	100	100

QUESTION - Single code	Rostov-on-Don	GENDER		FIRST ARRIVED		
		Male	Female	You	A parent	Grandparent / Earlier gen
Question 31. Which of the following two statements, if any, are closer to your views?	BASE=969	438	539	126	311	532
	%	%	%	%	%	%
We should prioritise economic growth in this country, even if it means that some people will suffer	19	22	14	20	19	18
We should make an organised effort to help poor and disadvantaged people in our society even if it means slower economic growth	47	49	45	48	56	44
DK / None of the above	34	29	41	32	25	38
TOTAL	100	100	100	100	100	100

Question 31. Which of the following two statements, if any, are closer to your views?

ARMENIAN DIASPORA SURVEY 2021

Q31. TOTAL



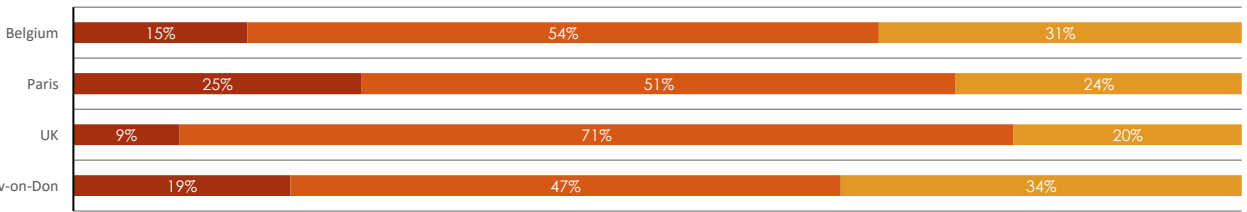
- We should prioritise economic growth in this country, even if it means that some people will suffer
- We should make an organised effort to help poor and disadvantaged people in our society even if it means slower economic growth
- DK / None of the above

Base: All Respondents (1301) Data weighted within each community to known demographic profile by age, gender, and region.
Fieldwork dates: Belgium, Paris, UK Apr-Jun 2021; Rostov-on-Don Apr-Jul 2021.

ARMENIAN DIASPORA SURVEY 2021

Q31. COMMUNITY

- We should prioritise economic growth in this country, even if it means that some people will suffer
- We should make an organised effort to help poor and disadvantaged people in our society even if it means slower economic growth
- DK / None of the above

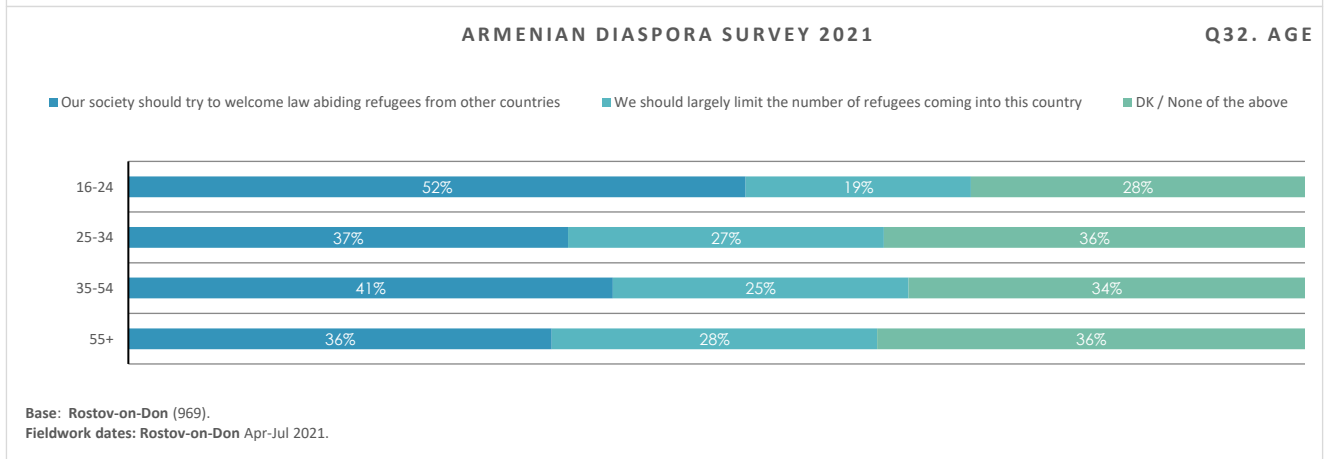
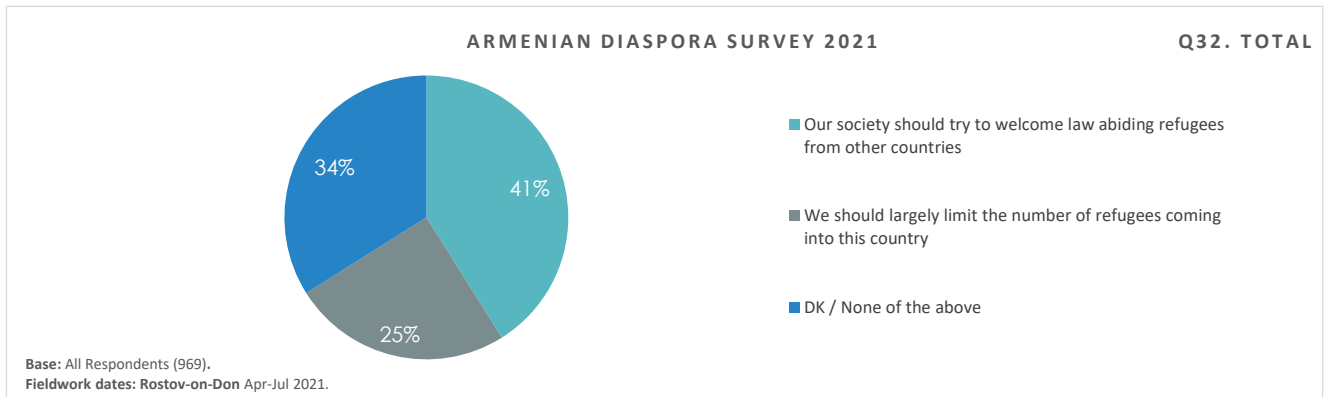


Base: Belgium (310), Paris (474), UK (517), Rostov-on-Don (969) Data weighted within each community to known demographic profile by age, gender, and region
Fieldwork dates: Belgium, Paris, UK Apr-Jun 2021; Rostov-on-Don Apr-Jul 2021.

QUESTION - Single code	Western Europe	COMMUNITY				AGE			
		Belgium	Paris	UK	Rostov-on-Don	16-24	25-34	35-54	55+
Question 31. Which of the following two statements, if any, are closer to your views?	Base=1301	310	474	517	969	172	201	399	529
	%	%	%	%	%	%	%	%	%
We should prioritise economic growth in this country, even if it means that some people will suffer	16	15	25	9	19	21	14	19	13
We should make an organised effort to help poor and disadvantaged people in our society even if it means slower economic growth	60	54	51	71	47	56	65	57	61
DK / None of the above	24	31	24	20	34	23	21	24	26
TOTAL	100	100	100	100	100	100	100	100	100

QUESTION - Single code	Western Europe	GENDER		FIRST ARRIVED		
		Male	Female	You	A parent	Grandparent / Earlier gen
Question 31. Which of the following two statements, if any, are closer to your views?	Base=1301	637	664	379	485	331
	%	%	%	%	%	%
We should prioritise economic growth in this country, even if it means that some people will suffer	16	20	13	13	16	19
We should make an organised effort to help poor and disadvantaged people in our society even if it means slower economic growth	60	58	62	59	63	59
DK / None of the above	24	23	25	28	21	22
TOTAL	100	100	100	100	100	100

Question 32. Which of the following two statements, if any, are closer to your views?



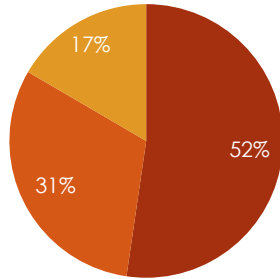
QUESTION - Single code	Rostov-on-Don	Age			
		16-24	25-34	35-54	55+
Question 32. Which of the following two statements, if any, are closer to your views?	BASE=969	203	247	353	173
	%	%	%	%	%
Our society should try to welcome law abiding refugees from other countries	41	52	37	41	36
We should largely limit the number of refugees coming into this country	25	19	27	25	28
DK / None of the above	34	28	36	34	36
TOTAL	100	100	100	100	100

QUESTION - Single code	Rostov-on-Don	GENDER		FIRST ARRIVED		
		Male	Female	You	A parent	Grandparent / Earlier gen
Question 32. Which of the following two statements, if any, are closer to your views?	BASE=969	438	539	126	311	532
	%	%	%	%	%	%
Our society should try to welcome law abiding refugees from other countries	41	42	39	40	49	38
We should largely limit the number of refugees coming into this country	25	27	23	29	24	24
DK / None of the above	34	30	38	30	27	37
TOTAL	100	100	100	100	100	100

Question 32. Which of the following two statements, if any, are closer to your views?

ARMENIAN DIASPORA SURVEY 2021

Q32. TOTAL



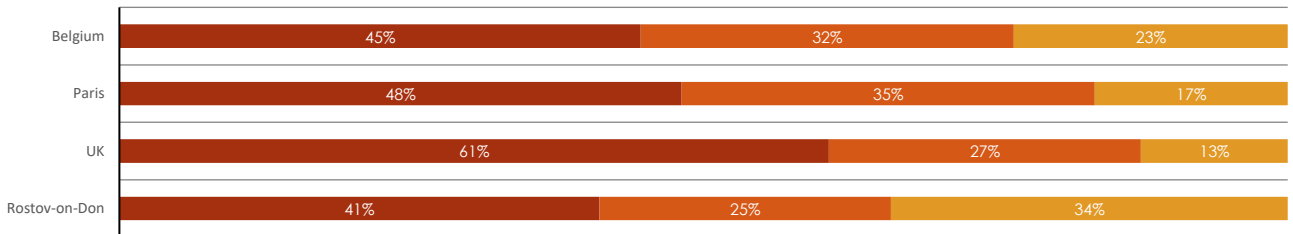
- Our society should try to welcome law abiding refugees from other countries
- We should largely limit the number of refugees coming into this country
- DK / None of the above

Base: All Respondents (1300) Data weighted within each community to known demographic profile by age, gender, and region.
Fieldwork dates: Belgium, Paris, UK Apr-Jun 2021; Rostov-on-Don Apr-Jul 2021.

ARMENIAN DIASPORA SURVEY 2021

Q32. COMMUNITY

- Our society should try to welcome law abiding refugees from other countries
- We should largely limit the number of refugees coming into this country
- DK / None of the above

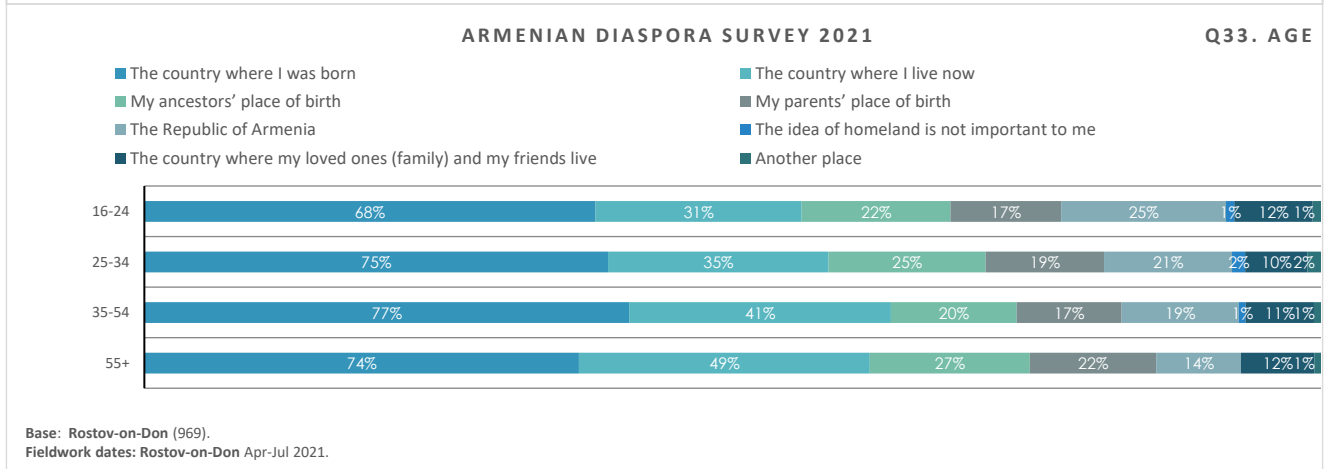
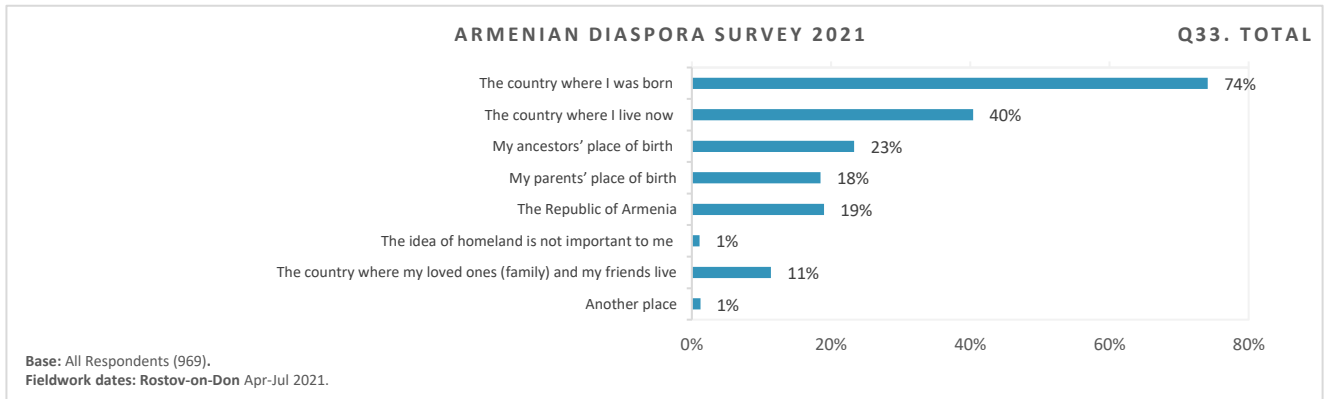


Base: Belgium (308), Paris (478), UK (515), Rostov-on-Don (969) Data weighted within each community to known demographic profile by age, gender, and region
Fieldwork dates: Belgium, Paris, UK Apr-Jun 2021; Rostov-on-Don Apr-Jul 2021.

QUESTION - Single code	Western Europe	COMMUNITY				AGE			
		Belgium	Paris	UK	Rostov-on-Don	16-24	25-34	35-54	55+
Question 32. Which of the following two statements, if any, are closer to your views?	Base=1300	308	478	515	969	168	202	403	529
	%	%	%	%	%	%	%	%	%
Our society should try to welcome law abiding refugees from other countries	52	45	48	61	41	51	54	51	53
We should largely limit the number of refugees coming into this country	31	32	35	27	25	34	27	29	34
DK / None of the above	17	23	17	13	34	16	19	20	13
TOTAL	100	100	100	100	100	100	100	100	100

QUESTION - Single code	Western Europe	GENDER		FIRST ARRIVED		
		Male	Female	You	A parent	Grandparent / Earlier gen
Question 32. Which of the following two statements, if any, are closer to your views?	Base=1300	640	661	379	483	334
	%	%	%	%	%	%
Our society should try to welcome law abiding refugees from other countries	52	51	54	51	55	51
We should largely limit the number of refugees coming into this country	31	33	29	28	32	34
DK / None of the above	17	15	18	20	14	15
TOTAL	100	100	100	100	100	100

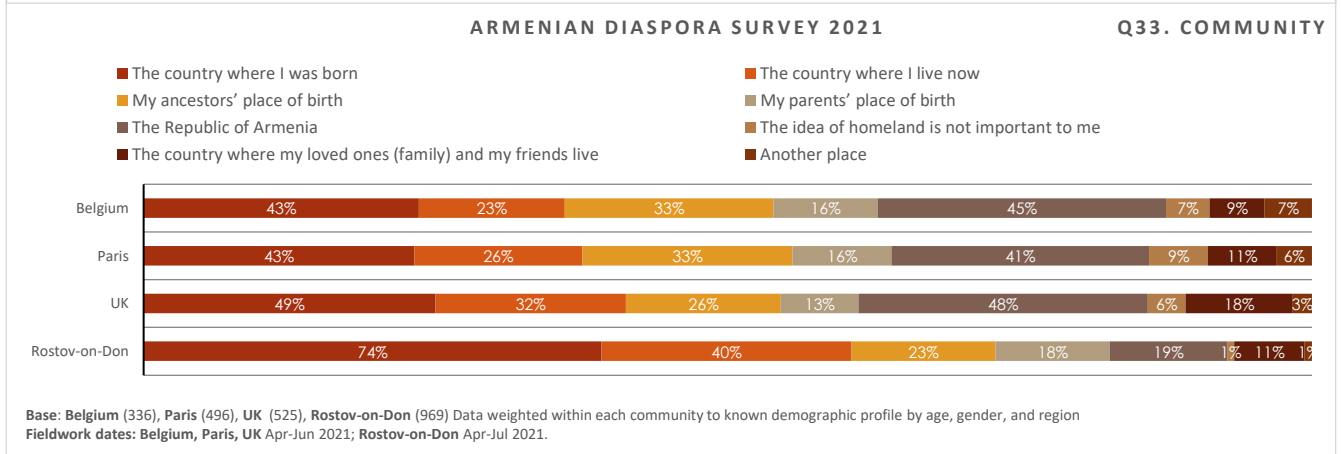
Question 33. Which of the following do you consider your homeland?



QUESTION - Multicode	Rostov-on-Don	Age			
		16-24	25-34	35-54	55+
Question 33. Which of the following do you consider your homeland?	BASE=969	203	247	353	173
	%	%	%	%	%
The country where I was born	74	68	75	77	74
The country where I live now	40	31	35	41	49
My ancestors' place of birth	23	22	25	20	27
My parents' place of birth	18	17	19	17	22
The Republic of Armenia	19	25	21	19	14
The idea of homeland is not important to me	1	1	2	1	0
The country where my loved ones (family) and my friends live	11	12	10	11	12
Another place	1	1	2	1	1

QUESTION - Multicode	Rostov-on-Don	GENDER		FIRST ARRIVED		
		Male	Female	You	A parent	Grandparent / Earlier gen
Question 33. Which of the following do you consider your homeland?	BASE=969	438	539	126	311	532
	%	%	%	%	%	%
The country where I was born	74	72	76	82	62	77
The country where I live now	40	41	41	44	34	42
My ancestors' place of birth	23	22	25	26	26	22
My parents' place of birth	18	18	19	23	20	17
The Republic of Armenia	19	22	15	24	36	12
The idea of homeland is not important to me	1	1	1	0	3	0
The country where my loved ones (family) and my friends live	11	9	14	7	9	13
Another place	1	1	1	4	2	0

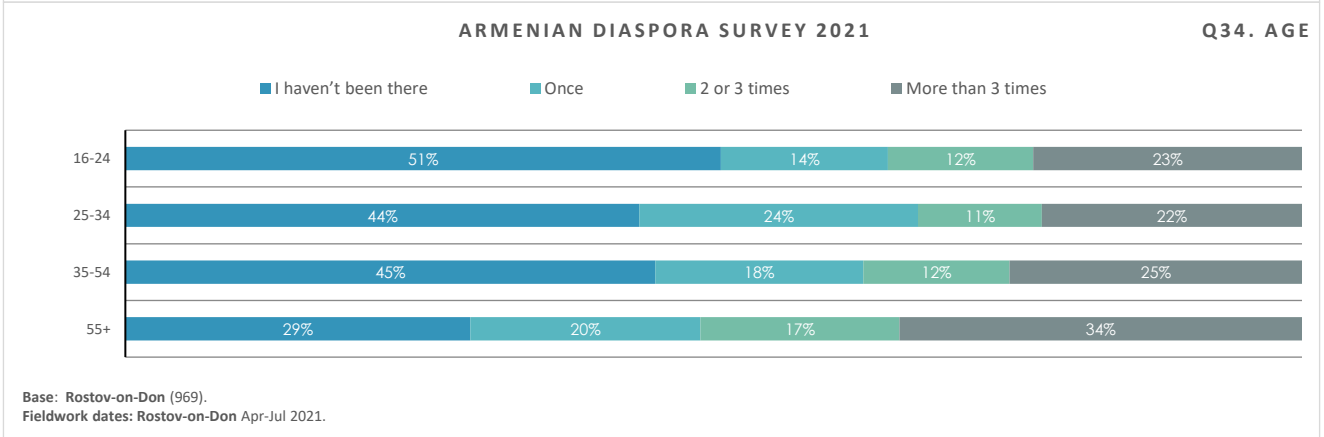
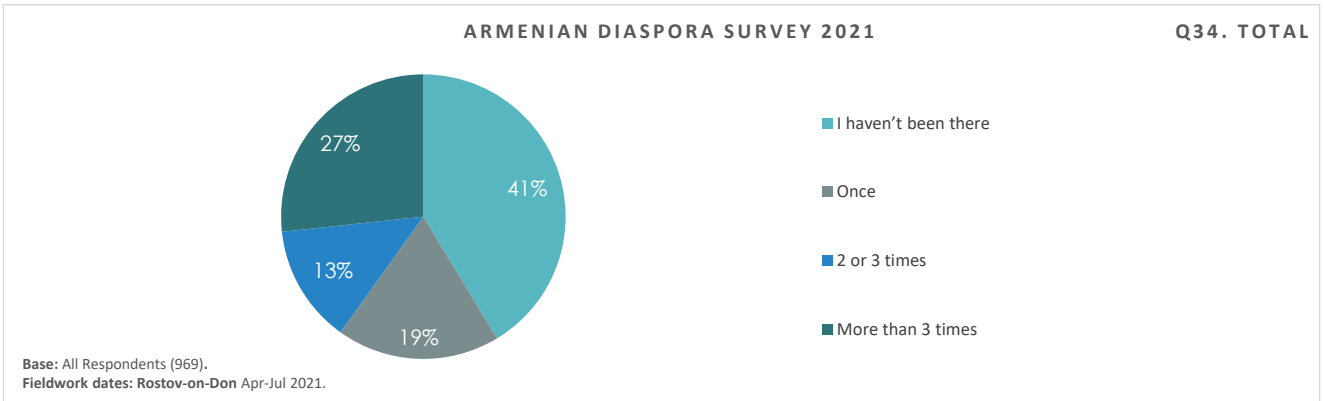
Question 33. Which of the following do you consider your homeland?



QUESTION - Multicode	Western Europe	COMMUNITY				AGE			
		Belgium	Paris	UK	Rostov-on-Don	16-24	25-34	35-54	55+
Question 33. Which of the following do you consider your homeland?	Base=1357	336	496	525	969	173	207	429	548
	%	%	%	%	%	%	%	%	%
The country where I was born	45	43	43	49	74	45	38	46	47
The country where I live now	28	23	26	32	40	10	22	25	37
My ancestors' place of birth	30	33	33	26	23	53	34	31	21
My parents' place of birth	15	16	16	13	18	28	17	14	10
The Republic of Armenia	45	45	41	48	19	60	51	46	36
The idea of homeland is not important to me	8	7	9	6	1	6	5	8	8
The country where my loved ones (family) and my friends live	13	9	11	18	11	28	12	12	9
Another place	5	7	6	3	1	3	9	3	6

QUESTION - Multicode	Western Europe	GENDER		FIRST ARRIVED		
		Male	Female	You	A parent	Grandparent / Earlier gen
Question 33. Which of the following do you consider your homeland?	Base=1357	658	699	399	488	359
	%	%	%	%	%	%
The country where I was born	45	47	44	50	36	51
The country where I live now	28	28	27	31	28	25
My ancestors' place of birth	30	31	29	24	28	39
My parents' place of birth	15	15	14	14	14	16
The Republic of Armenia	45	48	42	53	43	40
The idea of homeland is not important to me	8	6	9	6	9	8
The country where my loved ones (family) and my friends live	13	12	13	13	10	17
Another place	5	5	5	3	8	5

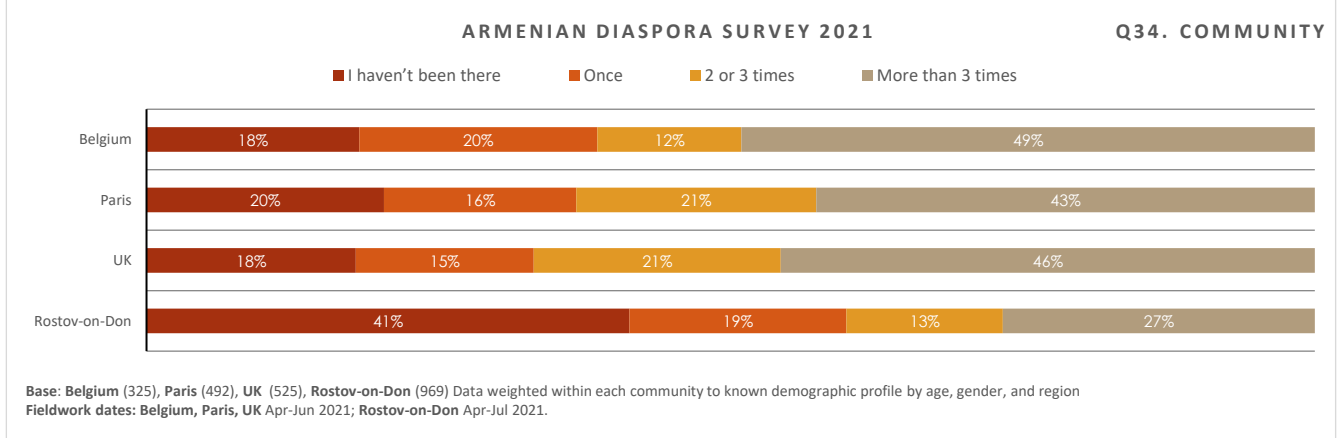
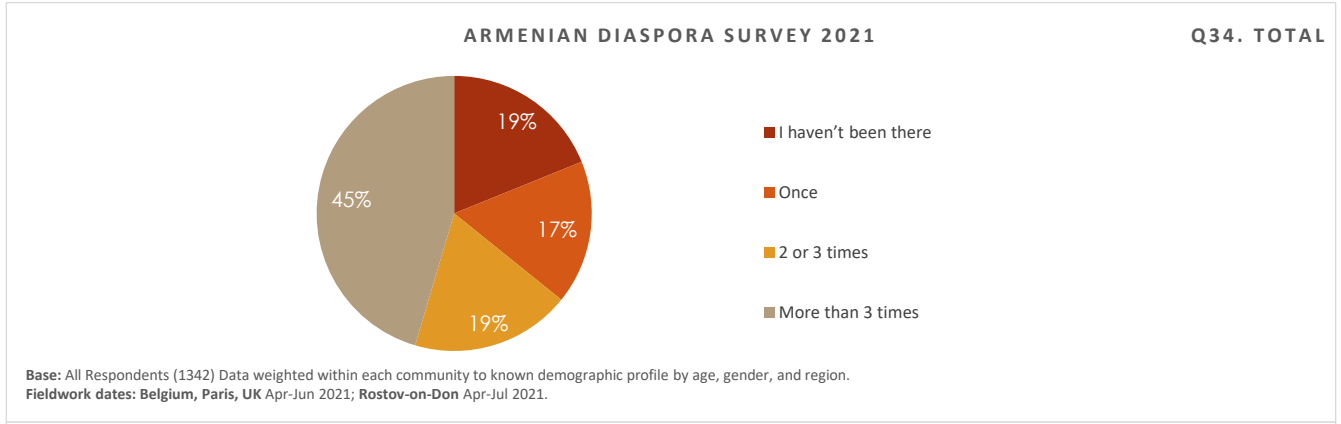
Question 34. Have you ever visited the Republic of Armenia or Artsakh?



QUESTION - Single code	Rostov-on-Don	Age			
		16-24	25-34	35-54	55+
Question 34. Have you ever visited the Republic of Armenia or Artsakh?	BASE=969	203	247	353	173
	%	%	%	%	%
I haven't been there	41	51	44	45	29
Once	19	14	24	18	20
2 or 3 times	13	12	11	12	17
More than 3 times	27	23	22	25	34
TOTAL	100	100	100	100	100

QUESTION - Single code	Rostov-on-Don	GENDER		FIRST ARRIVED		
		Male	Female	You	A parent	Grandparent / Earlier gen
Question 34. Have you ever visited the Republic of Armenia or Artsakh?	BASE=969	438	539	126	311	532
	%	%	%	%	%	%
I haven't been there	41	39	45	29	27	49
Once	19	16	21	5	16	22
2 or 3 times	13	16	11	6	17	13
More than 3 times	27	29	23	60	40	15
TOTAL	100	100	100	100	100	100

Question 34. Have you ever visited the Republic of Armenia or Artsakh?



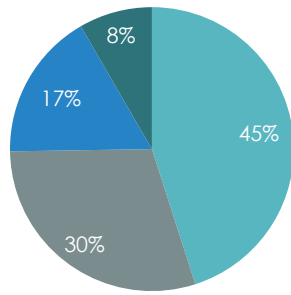
QUESTION - Single code	Western Europe	COMMUNITY				AGE			
		Belgium	Paris	UK	Rostov-on-Don	16-24	25-34	35-54	55+
Question 34. Have you ever visited the Republic of Armenia or Artsakh?	Base=1342	325	492	525	969	173	203	422	544
	%	%	%	%	%	%	%	%	%
I haven't been there	19	18	20	18	41	17	23	19	18
Once	17	20	16	15	19	14	14	15	20
2 or 3 times	19	12	21	21	13	25	13	18	19
More than 3 times	45	49	43	46	27	43	49	48	43
TOTAL	100	100	100	100	100	100	100	100	100

QUESTION - Single code	Western Europe	GENDER		FIRST ARRIVED		
		Male	Female	You	A parent	Grandparent / Earlier gen
Question 34. Have you ever visited the Republic of Armenia or Artsakh?	Base=1342	648	693	398	494	340
	%	%	%	%	%	%
I haven't been there	19	17	21	11	23	19
Once	17	17	17	14	17	20
2 or 3 times	19	20	17	15	17	28
More than 3 times	45	46	45	61	43	33
TOTAL	100	100	100	100	100	100

Question 35. Do you intend to visit the Republic of Armenia in the future?

ARMENIAN DIASPORA SURVEY 2021

Q35. TOTAL

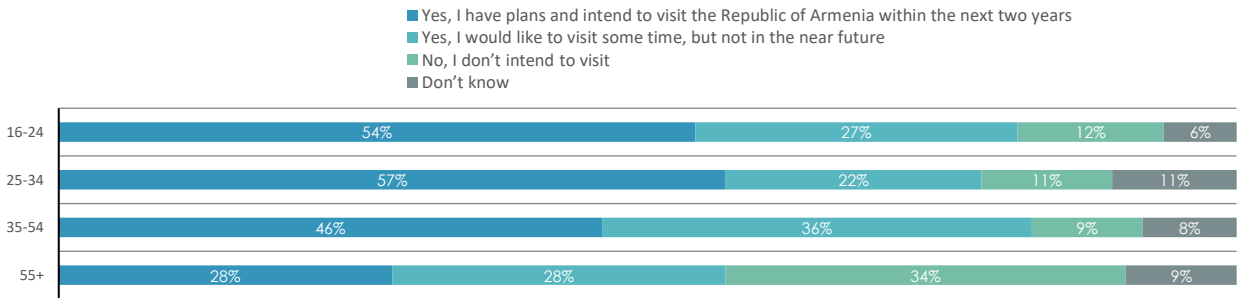


- Yes, I have plans and intend to visit the Republic of Armenia within the next two years
- Yes, I would like to visit some time, but not in the near future
- No, I don't intend to visit
- Don't know

Base: All Respondents (969).
Fieldwork dates: Rostov-on-Don Apr-Jul 2021.

ARMENIAN DIASPORA SURVEY 2021

Q35. AGE



Base: Rostov-on-Don (969).
Fieldwork dates: Rostov-on-Don Apr-Jul 2021.

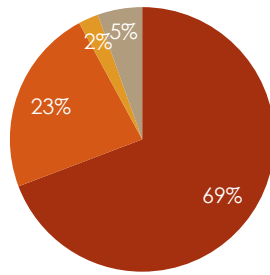
QUESTION - Single code	Rostov-on-Don	Age			
		16-24	25-34	35-54	55+
Question 35. Do you intend to visit the Republic of Armenia in the future?	BASE=969	203	247	353	173
	%	%	%	%	%
Yes, I have plans and intend to visit the Republic of Armenia within the next two years	45	54	57	46	28
Yes, I would like to visit some time, but not in the near future	30	27	22	36	28
No, I don't intend to visit	17	12	11	9	34
Don't know	8	6	11	8	9
TOTAL	100	100	100	100	100

QUESTION - Single code	Rostov-on-Don	GENDER		FIRST ARRIVED		
		Male	Female	You	A parent	Grandparent / Earlier gen
Question 35. Do you intend to visit the Republic of Armenia in the future?	BASE=969	438	539	126	311	532
	%	%	%	%	%	%
Yes, I have plans and intend to visit the Republic of Armenia within the next two years	45	50	38	62	62	35
Yes, I would like to visit some time, but not in the near future	30	27	33	23	23	33
No, I don't intend to visit	17	16	18	6	7	23
Don't know	8	6	11	9	7	9
TOTAL	100	100	100	100	100	100

Question 35. Do you intend to visit the Republic of Armenia in the future?

ARMENIAN DIASPORA SURVEY 2021

Q35. TOTAL



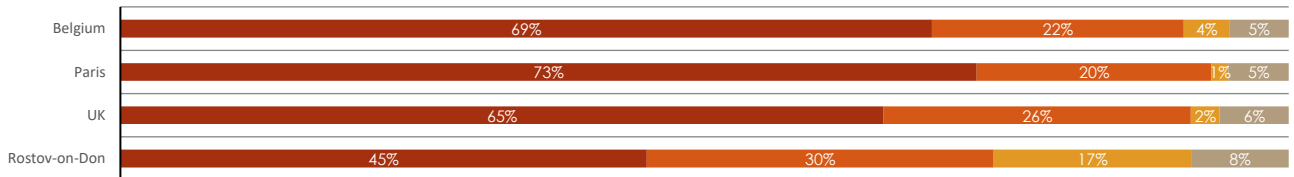
- Yes, I have plans and intend to visit the Republic of Armenia within the next two years
- Yes, I would like to visit some time, but not in the near future
- No, I don't intend to visit
- Don't know

Base: All Respondents (1342) Data weighted within each community to known demographic profile by age, gender, and region.
Fieldwork dates: Belgium, Paris, UK Apr-Jun 2021; Rostov-on-Don Apr-Jul 2021.

ARMENIAN DIASPORA SURVEY 2021

Q35. COMMUNITY

- Yes, I have plans and intend to visit the Republic of Armenia within the next two years
- Yes, I would like to visit some time, but not in the near future
- No, I don't intend to visit
- Don't know



Base: Belgium (335), Paris (482), UK (525), Rostov-on-Don (969) Data weighted within each community to known demographic profile by age, gender, and region
Fieldwork dates: Belgium, Paris, UK Apr-Jun 2021; Rostov-on-Don Apr-Jul 2021.

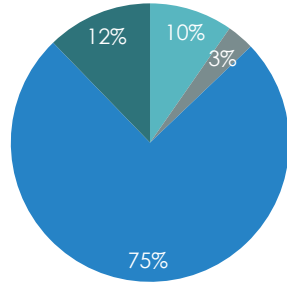
QUESTION - Single code	Western Europe	COMMUNITY				AGE			
		Belgium	Paris	UK	Rostov-on-Don	16-24	25-34	35-54	55+
Question 35. Do you intend to visit the Republic of Armenia in the future?	Base=1342	335	482	525	969	170	207	426	540
	%	%	%	%	%	%	%	%	%
Yes, I have plans and intend to visit the Republic of Armenia within the next two years	69	69	73	65	45	77	74	73	63
Yes, I would like to visit some time, but not in the near future	23	22	20	26	30	14	22	23	26
No, I don't intend to visit	2	4	1	2	17	1	0	0	5
Don't know	5	5	5	6	8	8	4	4	6
TOTAL	100	100	100	100	100	100	100	100	100

QUESTION - Single code	Western Europe	GENDER		FIRST ARRIVED		
		Male	Female	You	A parent	Grandparent / Earlier gen
Question 35. Do you intend to visit the Republic of Armenia in the future?	Base=1342	653	689	404	490	340
	%	%	%	%	%	%
Yes, I have plans and intend to visit the Republic of Armenia within the next two years	69	69	69	75	68	65
Yes, I would like to visit some time, but not in the near future	23	23	22	17	27	23
No, I don't intend to visit	2	2	3	5	1	2
Don't know	5	5	6	3	3	10
TOTAL	100	100	100	100	100	100

Question 36. Have you considered living permanently in the Republic of Armenia?

ARMENIAN DIASPORA SURVEY 2021

Q36. TOTAL

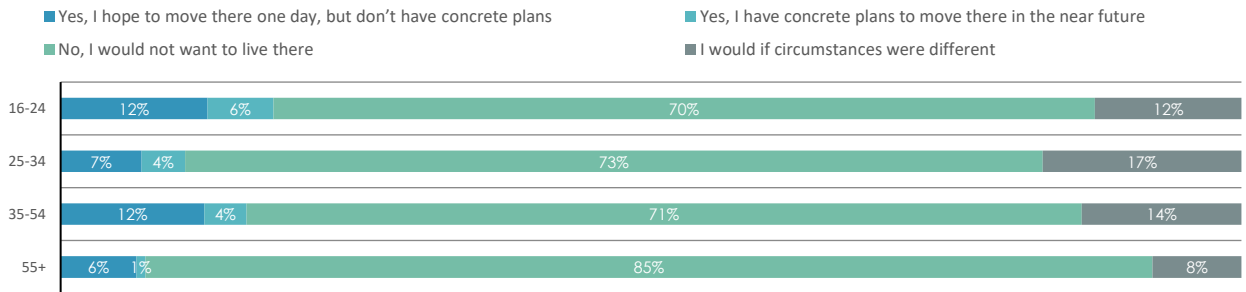


- Yes, I hope to move there one day, but don't have concrete plans
- Yes, I have concrete plans to move there in the near future
- No, I would not want to live there
- I would if circumstances were different

Base: All Respondents (969).
Fieldwork dates: Rostov-on-Don Apr-Jul 2021.

ARMENIAN DIASPORA SURVEY 2021

Q36. AGE

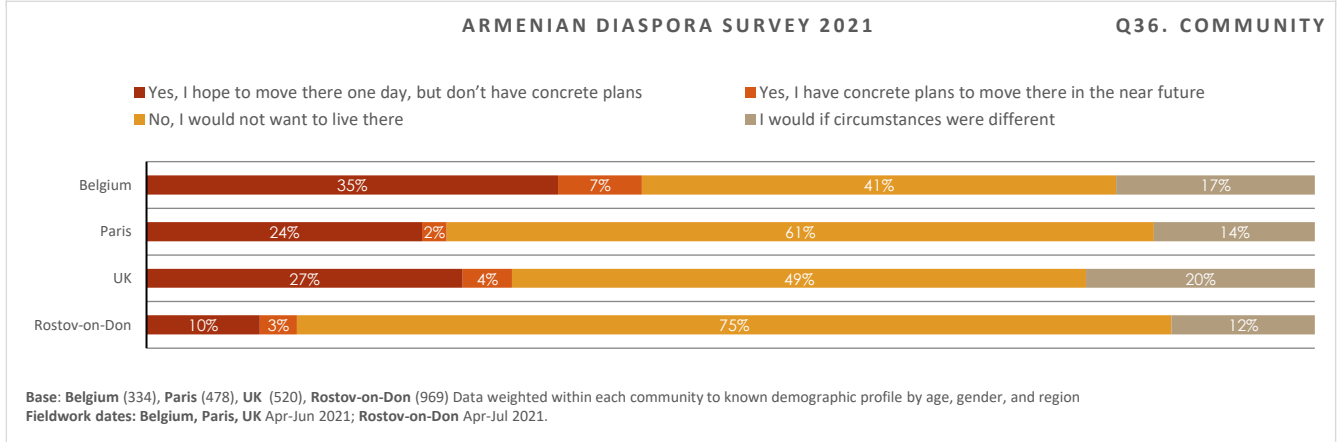
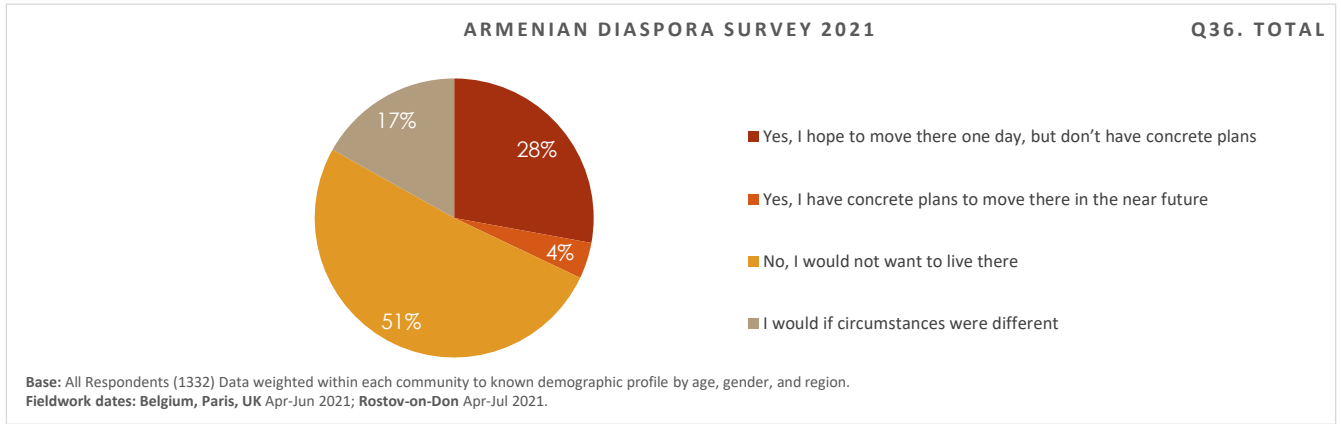


Base: Rostov-on-Don (969).
Fieldwork dates: Rostov-on-Don Apr-Jul 2021.

QUESTION - Single code	Rostov-on-Don	Age			
		16-24	25-34	35-54	55+
Question 36. Have you considered living permanently in the Republic of Armenia?	BASE=969	203	247	353	173
	%	%	%	%	%
Yes, I hope to move there one day, but don't have concrete plans	10	12	7	12	6
Yes, I have concrete plans to move there in the near future	3	6	4	4	1
No, I would not want to live there	75	70	73	71	85
I would if circumstances were different	12	12	17	14	8
TOTAL	100	100	100	100	100

QUESTION - Single code	Rostov-on-Don	GENDER		FIRST ARRIVED		
		Male	Female	You	A parent	Grandparent / Earlier gen
Question 36. Have you considered living permanently in the Republic of Armenia?	BASE=969	438	539	126	311	532
	%	%	%	%	%	%
Yes, I hope to move there one day, but don't have concrete plans	10	12	7	24	16	5
Yes, I have concrete plans to move there in the near future	3	4	3	8	4	2
No, I would not want to live there	75	73	77	43	66	84
I would if circumstances were different	12	12	13	24	14	9
TOTAL	100	100	100	100	100	100

Question 36. Have you considered living permanently in the Republic of Armenia?



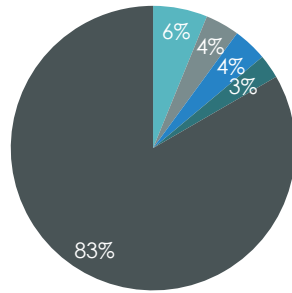
QUESTION - Single code	Western Europe	COMMUNITY				AGE			
		Belgium	Paris	UK	Rostov-on-Don	16-24	25-34	35-54	55+
Question 36. Have you considered living permanently in the Republic of Armenia?	Base=1332	334	478	520	969	172	204	423	533
	%	%	%	%	%	%	%	%	%
Yes, I hope to move there one day, but don't have concrete plans	28	35	24	27	10	42	31	31	20
Yes, I have concrete plans to move there in the near future	4	7	2	4	3	4	6	4	4
No, I would not want to live there	51	41	61	49	75	32	47	51	60
I would if circumstances were different	17	17	14	20	12	22	17	15	17
TOTAL	100	100	100	100	100	100	100	100	100

QUESTION - Single code	Western Europe	GENDER		FIRST ARRIVED		
		Male	Female	You	A parent	Grandparent / Earlier gen
Question 36. Have you considered living permanently in the Republic of Armenia?	Base=1332	649	683	395	487	339
	%	%	%	%	%	%
Yes, I hope to move there one day, but don't have concrete plans	28	29	26	36	27	22
Yes, I have concrete plans to move there in the near future	4	5	3	6	4	3
No, I would not want to live there	51	47	55	39	52	60
I would if circumstances were different	17	18	15	18	18	14
TOTAL	100	100	100	100	100	100

Question 37. Have your plans changed because of the 2020 war in Artsakh?

ARMENIAN DIASPORA SURVEY 2021

Q37. TOTAL

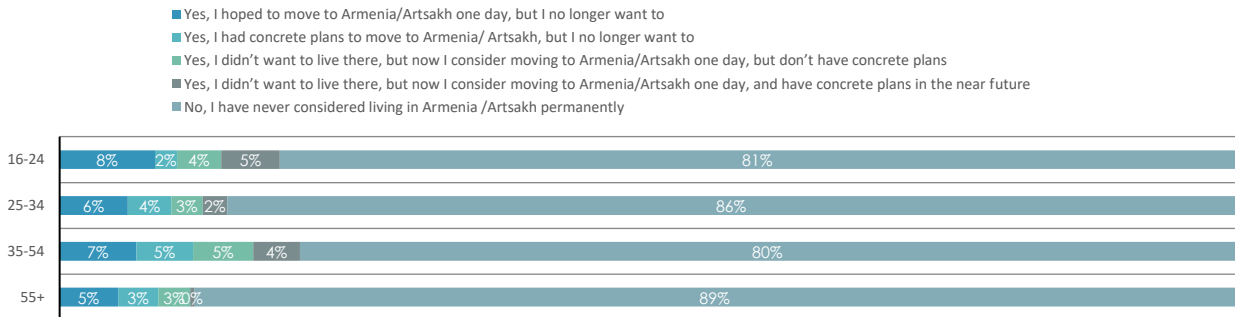


Base: All Respondents (969).
Fieldwork dates: Rostov-on-Don Apr-Jul 2021.

- Yes, I hoped to move to Armenia/Artsakh one day, but I no longer want to
- Yes, I had concrete plans to move to Armenia/ Artsakh, but I no longer want to
- Yes, I didn't want to live there, but now I consider moving to Armenia/Artsakh one day, but don't have concrete plans
- Yes, I didn't want to live there, but now I consider moving to Armenia/Artsakh one day, and have concrete plans in the near future
- No, I have never considered living in Armenia /Artsakh permanently

ARMENIAN DIASPORA SURVEY 2021

Q37. AGE



Base: Rostov-on-Don (969).
Fieldwork dates: Rostov-on-Don Apr-Jul 2021.

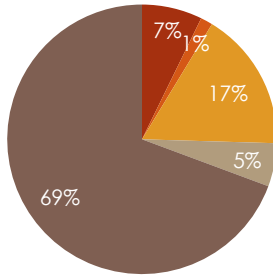
QUESTION - Single code	Rostov-on-Don	Age			
		16-24	25-34	35-54	55+
Question 37. Have your plans changed because of the 2020 war in Artsakh?	BASE=969	203	247	353	173
	%	%	%	%	%
Yes, I hoped to move to Armenia/Artsakh one day, but I no longer want to	6	8	6	7	5
Yes, I had concrete plans to move to Armenia/ Artsakh, but I no longer want to	4	2	4	5	3
Yes, I didn't want to live there, but now I consider moving to Armenia/Artsakh one day, but don't have concrete plans	4	4	3	5	3
Yes, I didn't want to live there, but now I consider moving to Armenia/Artsakh one day, and have concrete plans in the near future	3	5	2	4	0
No, I have never considered living in Armenia /Artsakh permanently	83	81	86	80	89
TOTAL	100	100	100	100	100

QUESTION - Single code	Rostov-on-Don	GENDER		FIRST ARRIVED		
		Male	Female	You	A parent	Grandparent / Earlier gen
Question 37. Have your plans changed because of the 2020 war in Artsakh?	BASE=969	438	539	126	311	532
	%	%	%	%	%	%
Yes, I hoped to move to Armenia/Artsakh one day, but I no longer want to	6	6	6	13	10	3
Yes, I had concrete plans to move to Armenia/ Artsakh, but I no longer want to	4	5	2	10	4	3
Yes, I didn't want to live there, but now I consider moving to Armenia/Artsakh one day, but don't have concrete plans	4	5	2	11	4	2
Yes, I didn't want to live there, but now I consider moving to Armenia/Artsakh one day, and have concrete plans in the near future	3	3	3	4	5	2
No, I have never considered living in Armenia /Artsakh permanently	83	80	87	63	77	90
TOTAL	100	100	100	100	100	100

Question 37. Have your plans changed because of the 2020 war in Artsakh?

ARMENIAN DIASPORA SURVEY 2021

Q37. TOTAL




- Yes, I hoped to move to Armenia/Artsakh one day, but I no longer want to
- Yes, I had concrete plans to move to Armenia/ Artsakh, but I no longer want to
- Yes, I didn't want to live there, but now I consider moving to Armenia/Artsakh one day, but don't have concrete plans
- Yes, I didn't want to live there, but now I consider moving to Armenia/Artsakh one day, and have concrete plans in the near future
- No, I have never considered living in Armenia /Artsakh permanently

Base: All Respondents (1180) Data weighted within each community to known demographic profile by age, gender, and region.
Fieldwork dates: Belgium, Paris, UK Apr-Jun 2021; Rostov-on-Don Apr-Jul 2021.

ARMENIAN DIASPORA SURVEY 2021

Q37. COMMUNITY

- Yes, I hoped to move to Armenia/Artsakh one day, but I no longer want to
- Yes, I had concrete plans to move to Armenia/ Artsakh, but I no longer want to
- Yes, I didn't want to live there, but now I consider moving to Armenia/Artsakh one day, but don't have concrete plans
- Yes, I didn't want to live there, but now I consider moving to Armenia/Artsakh one day, and have concrete plans in the near future
- No, I have never considered living in Armenia /Artsakh permanently

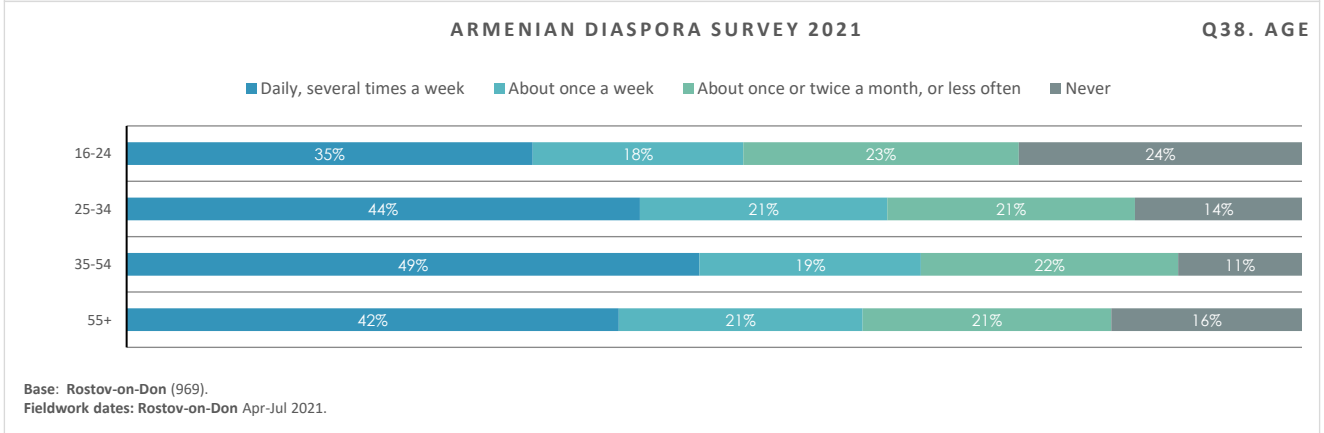
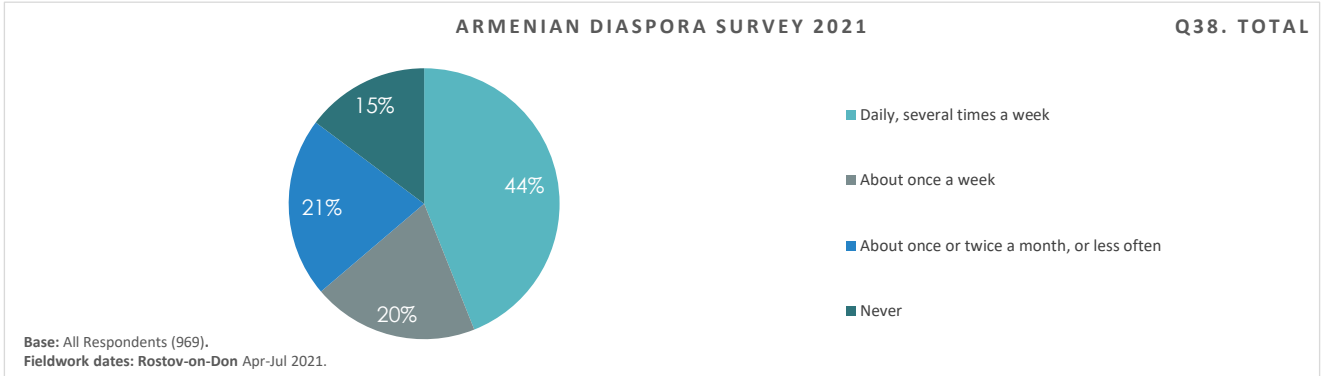


Base: Belgium (274), Paris (444), UK (462), Rostov-on-Don (969) Data weighted within each community to known demographic profile by age, gender, and region
Fieldwork dates: Belgium, Paris, UK Apr-Jun 2021; Rostov-on-Don Apr-Jul 2021.

QUESTION - Single code	Western Europe	COMMUNITY				AGE			
		Belgium	Paris	UK	Rostov-on-Don	16-24	25-34	35-54	55+
Question 37. Have your plans changed because of the 2020 war in Artsakh?	Base=1180	274	444	462	969	151	177	379	473
	%	%	%	%	%	%	%	%	%
Yes, I hoped to move to Armenia/Artsakh one day, but I no longer want to	7	12	6	6	6	6	4	8	8
Yes, I had concrete plans to move to Armenia/ Artsakh, but I no longer want to	1	2	1	1	4	1	1	3	1
Yes, I didn't want to live there, but now I consider moving to Armenia/Artsakh one day, but don't have concrete plans	17	18	16	17	4	28	21	18	10
Yes, I didn't want to live there, but now I consider moving to Armenia/Artsakh one day, and have concrete plans in the near future	5	8	4	5	3	4	11	6	3
No, I have never considered living in Armenia /Artsakh permanently	69	61	74	70	83	61	64	65	78
TOTAL	100	100	100	100	100	100	100	100	100

QUESTION - Single code	Western Europe	GENDER		FIRST ARRIVED		
		Male	Female	You	A parent	Grandparent / Earlier gen
Question 37. Have your plans changed because of the 2020 war in Artsakh?	Base=1180	568	612	330	440	311
	%	%	%	%	%	%
Yes, I hoped to move to Armenia/Artsakh one day, but I no longer want to	7	6	9	14	5	4
Yes, I had concrete plans to move to Armenia/ Artsakh, but I no longer want to	1	1	2	3	1	1
Yes, I didn't want to live there, but now I consider moving to Armenia/Artsakh one day, but don't have concrete plans	17	19	15	20	17	13
Yes, I didn't want to live there, but now I consider moving to Armenia/Artsakh one day, and have concrete plans in the near future	5	6	5	7	6	3
No, I have never considered living in Armenia /Artsakh permanently	69	69	70	56	70	79
TOTAL	100	100	100	100	100	100

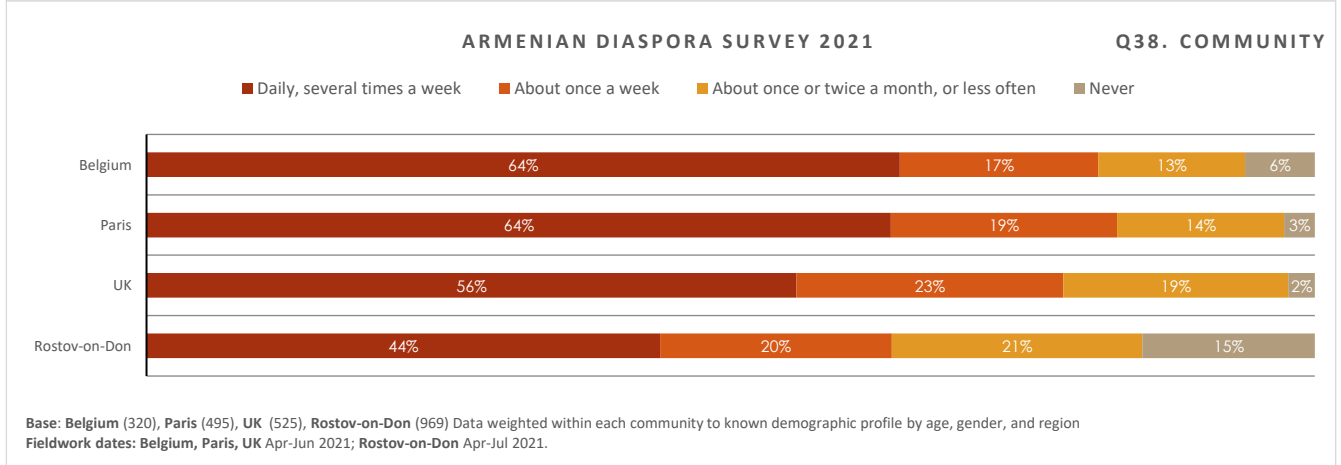
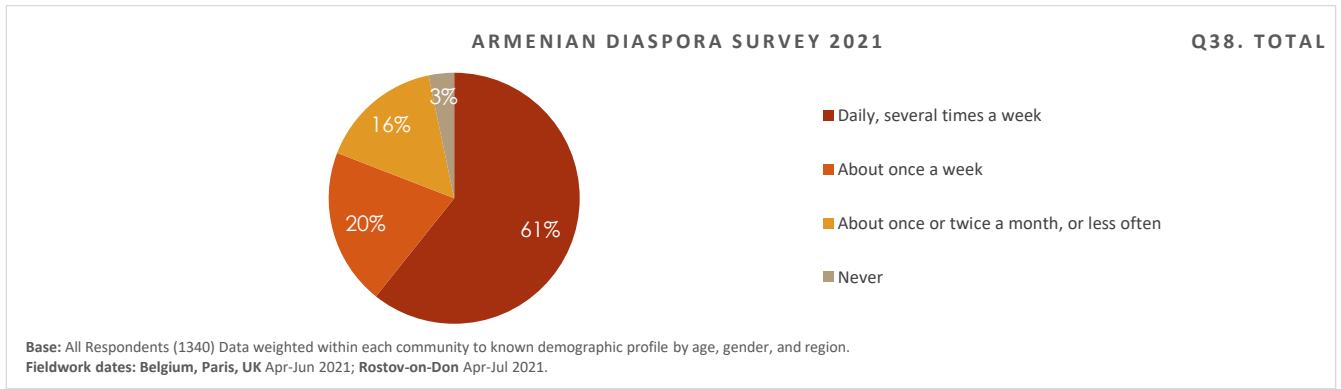
Question 38. How often do you follow current events in the Republic of Armenia and Artsakh in the media or online?



QUESTION - Single code	Rostov-on-Don	Age			
		16-24	25-34	35-54	55+
Question 38. How often do you follow current events in the Republic of Armenia and Artsakh in the media or online?	BASE=969	203	247	353	173
	%	%	%	%	%
Daily, several times a week	44	35	44	49	42
About once a week	20	18	21	19	21
About once or twice a month, or less often	21	23	21	22	21
Never	15	24	14	11	16
TOTAL	100	100	100	100	100

QUESTION - Single code	Rostov-on-Don	GENDER		FIRST ARRIVED		
		Male	Female	You	A parent	Grandparent / Earlier gen
Question 38. How often do you follow current events in the Republic of Armenia and Artsakh in the media or online?	BASE=969	438	539	126	311	532
	%	%	%	%	%	%
Daily, several times a week	44	51	35	76	60	32
About once a week	20	19	20	11	17	23
About once or twice a month, or less often	21	17	27	11	16	25
Never	15	12	18	2	7	20
TOTAL	100	100	100	100	100	100

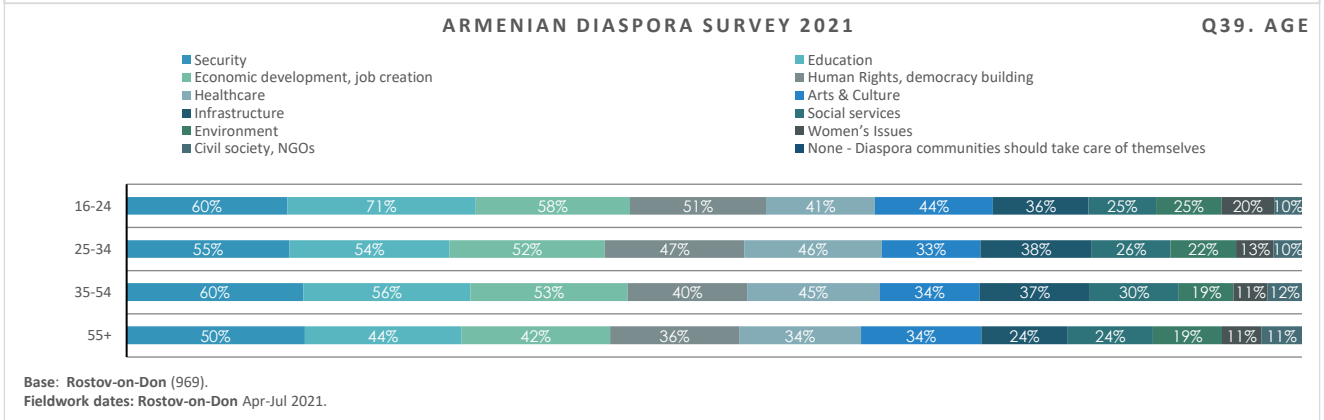
Question 38. How often do you follow current events in the Republic of Armenia and Artsakh in the media or online?



QUESTION - Single code	Western Europe	COMMUNITY				AGE			
		Belgium	Paris	UK	Rostov-on-Don	16-24	25-34	35-54	55+
Question 38. How often do you follow current events in the Republic of Armenia and Artsakh in the media or online?	Base=1340	320	495	525	969	168	203	426	543
	%	%	%	%	%	%	%	%	%
Daily, several times a week	61	64	64	56	44	61	52	63	62
About once a week	20	17	19	23	20	25	27	19	17
About once or twice a month, or less often	16	13	14	19	21	8	18	14	19
Never	3	6	3	2	15	6	3	4	2
TOTAL	100	100	100	100	100	100	100	100	100

QUESTION - Single code	Western Europe	GENDER		FIRST ARRIVED		
		Male	Female	You	A parent	Grandparent / Earlier gen
Question 38. How often do you follow current events in the Republic of Armenia and Artsakh in the media or online?	Base=1340	655	685	403	490	338
	%	%	%	%	%	%
Daily, several times a week	61	63	58	75	55	52
About once a week	20	22	18	12	20	28
About once or twice a month, or less often	16	13	19	11	19	17
Never	3	2	4	2	5	2
TOTAL	100	100	100	100	100	100

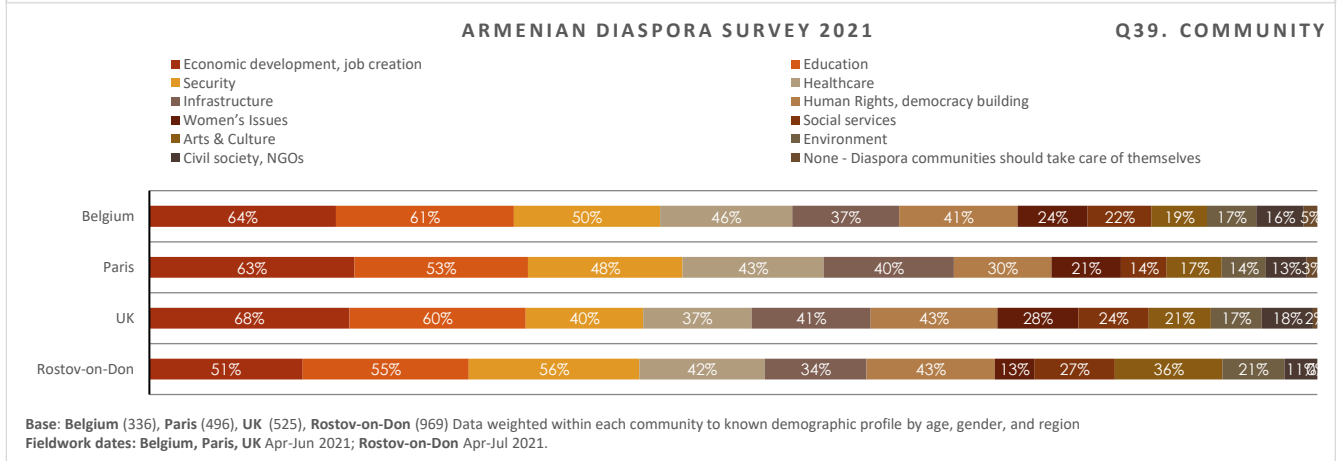
Question 39. Which of the following areas should diaspora communities support in the Republic of Armenia?



QUESTION - Multicode	Rostov-on-Don	Age			
		16-24	25-34	35-54	55+
Question 39. Which of the following areas should diaspora communities support in the Republic of Armenia?	BASE=969	203	247	353	173
	%	%	%	%	%
Security	56	60	55	60	50
Education	55	71	54	56	44
Economic development, job creation	51	58	52	53	42
Human Rights, democracy building	43	51	47	40	36
Healthcare	42	41	46	45	34
Arts & Culture	36	44	33	34	34
Infrastructure	34	36	38	37	24
Social services	27	25	26	30	24
Environment	21	25	22	19	19
Women's Issues	13	20	13	11	11
Civil society, NGOs	11	10	10	12	11
None - Diaspora communities should take care of themselves	0	0	0	0	0

QUESTION - Multicode	Rostov-on-Don	GENDER		FIRST ARRIVED		
		Male	Female	You	A parent	Grandparent / Earlier gen
Question 39. Which of the following areas should diaspora communities support in the Republic of Armenia?	BASE=969	438	539	126	311	532
	%	%	%	%	%	%
Security	56	54	59	61	60	55
Education	55	56	54	68	59	51
Economic development, job creation	51	55	45	61	58	46
Human Rights, democracy building	43	39	46	46	49	39
Healthcare	42	43	40	54	41	39
Arts & Culture	36	32	39	27	30	39
Infrastructure	34	39	27	48	34	31
Social services	27	27	27	17	25	29
Environment	21	17	24	8	19	24
Women's Issues	13	9	17	6	15	14
Civil society, NGOs	11	8	14	2	9	13
None - Diaspora communities should take care of themselves	0	0	0	0	0	0

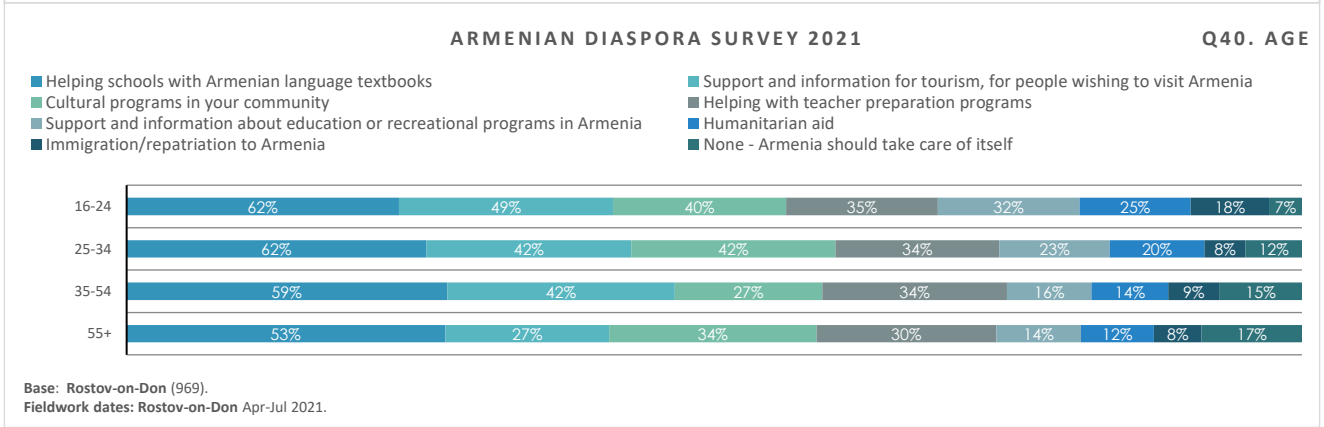
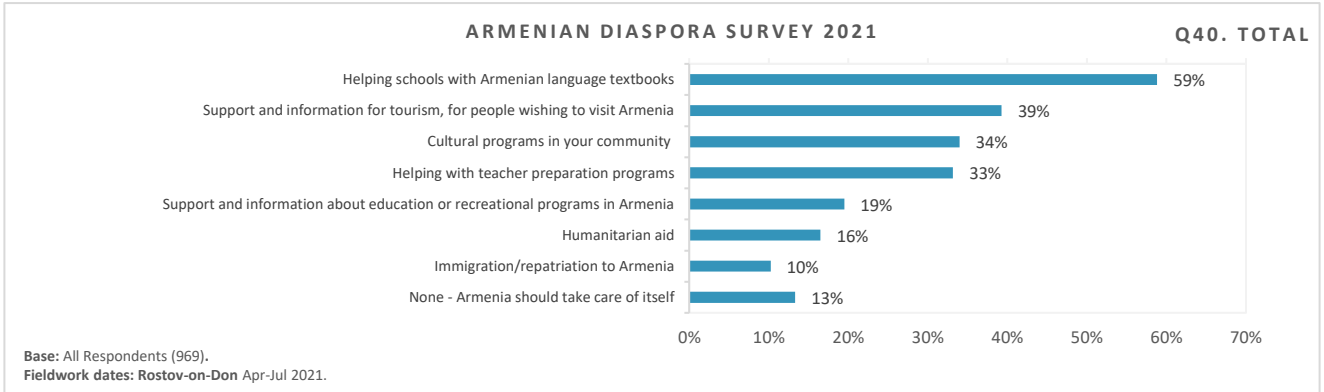
Question 39. Which of the following areas should diaspora communities support in the Republic of Armenia?



QUESTION - Multicode	Western Europe	COMMUNITY				AGE			
		Belgium	Paris	UK	Rostov-on-Don	16-24	25-34	35-54	55+
		Base=1357	336	496	525	969	173	207	429
Question 39. Which of the following areas should diaspora communities support in the Republic of Armenia?	%	%	%	%	%	%	%	%	%
Economic development, job creation	65	64	63	68	51	68	67	67	63
Education	58	61	53	60	55	73	68	58	49
Security	45	50	48	40	56	59	45	48	39
Healthcare	41	46	43	37	42	49	48	43	35
Infrastructure	39	37	40	41	34	37	47	41	36
Human Rights, democracy building	38	41	30	43	43	44	37	40	35
Women's Issues	24	24	21	28	13	49	29	21	18
Social services	20	22	14	24	27	25	29	19	15
Arts & Culture	19	19	17	21	36	32	25	19	13
Environment	16	17	14	17	21	27	19	17	10
Civil society, NGOs	15	16	13	18	11	24	19	16	11
None - Diaspora communities should take care of themselves	3	5	3	2	0	1	1	2	5

QUESTION - Multicode	Western Europe	GENDER		FIRST ARRIVED		
		Male	Female	You	A parent	Grandparent / Earlier gen
		Base=1357	658	699	399	488
Question 39. Which of the following areas should diaspora communities support in the Republic of Armenia?	%	%	%	%	%	%
Economic development, job creation	65	66	65	73	63	61
Education	58	61	55	56	58	62
Security	45	52	38	42	46	47
Healthcare	41	42	41	35	43	45
Infrastructure	39	44	35	39	38	41
Human Rights, democracy building	38	34	41	39	37	39
Women's Issues	24	21	28	20	24	29
Social services	20	21	19	22	19	18
Arts & Culture	19	21	17	19	15	24
Environment	16	17	15	15	15	18
Civil society, NGOs	15	16	15	19	14	13
None - Diaspora communities should take care of themselves	3	3	3	3	4	3

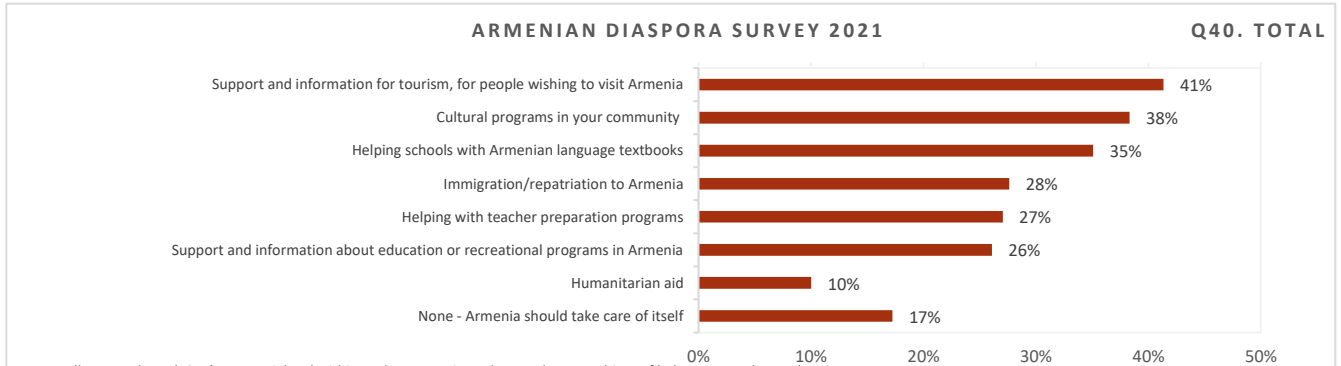
Question 40. And in which ways the Republic of Armenia could support your local community?



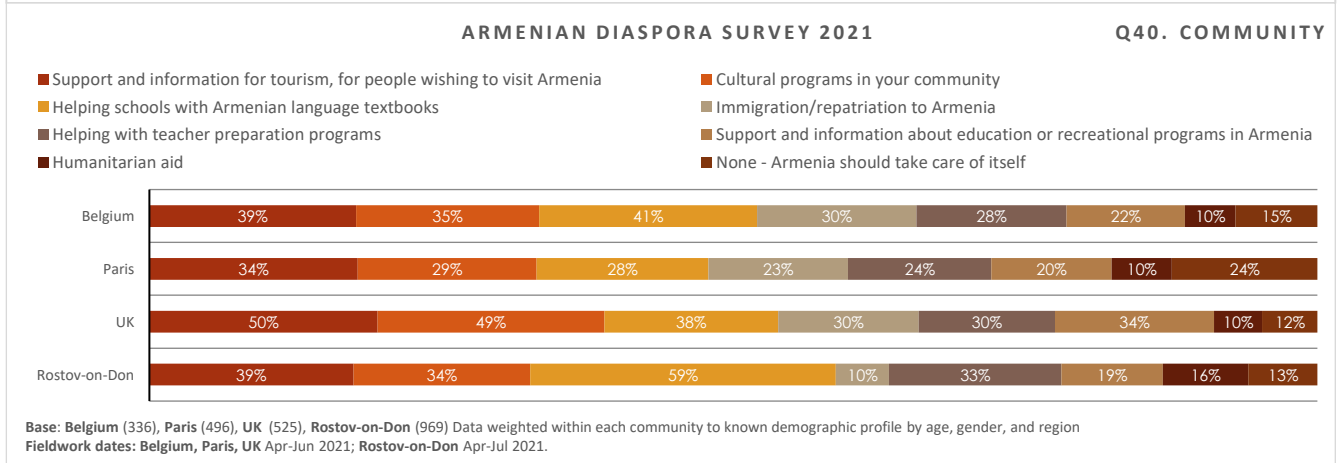
QUESTION - Multicode	Rostov-on-Don	Age			
		16-24	25-34	35-54	55+
Question 40. And in which ways the Republic of Armenia could support your local community?	BASE=969	203	247	353	173
	%	%	%	%	%
Helping schools with Armenian language textbooks	59	62	62	59	53
Support and information for tourism, for people wishing to visit Armenia	39	49	42	42	27
Cultural programs in your community	34	40	42	27	34
Helping with teacher preparation programs	33	35	34	34	30
Support and information about education or recreational programs in Armenia	19	32	23	16	14
Humanitarian aid	16	25	20	14	12
Immigration/repatriation to Armenia	10	18	8	9	8
None - Armenia should take care of itself	13	7	12	15	17

QUESTION - Multicode	Rostov-on-Don	GENDER		FIRST ARRIVED		
		Male	Female	You	A parent	Grandparent / Earlier gen
Question 40. And in which ways the Republic of Armenia could support your local community?	BASE=969	438	539	126	311	532
	%	%	%	%	%	%
Helping schools with Armenian language textbooks	59	63	53	69	68	53
Support and information for tourism, for people wishing to visit Armenia	39	40	38	40	48	36
Cultural programs in your community	34	34	35	34	36	33
Helping with teacher preparation programs	33	32	34	40	38	30
Support and information about education or recreational programs in Armenia	19	17	22	19	20	19
Humanitarian aid	16	17	16	13	17	17
Immigration/repatriation to Armenia	10	9	12	11	12	10
None - Armenia should take care of itself	13	13	14	10	9	16

Question 40. And in which ways the Republic of Armenia could support your local community?



Base: All Respondents (1357) Data weighted within each community to known demographic profile by age, gender, and region
Fieldwork dates: Belgium, Paris, UK Apr-Jun 2021; Rostov-on-Don Apr-Jul 2021.

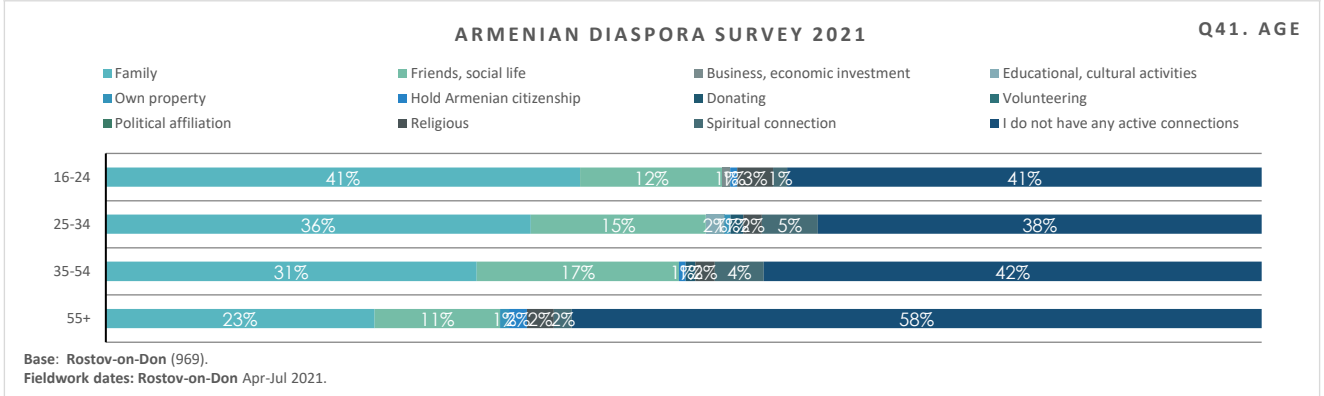
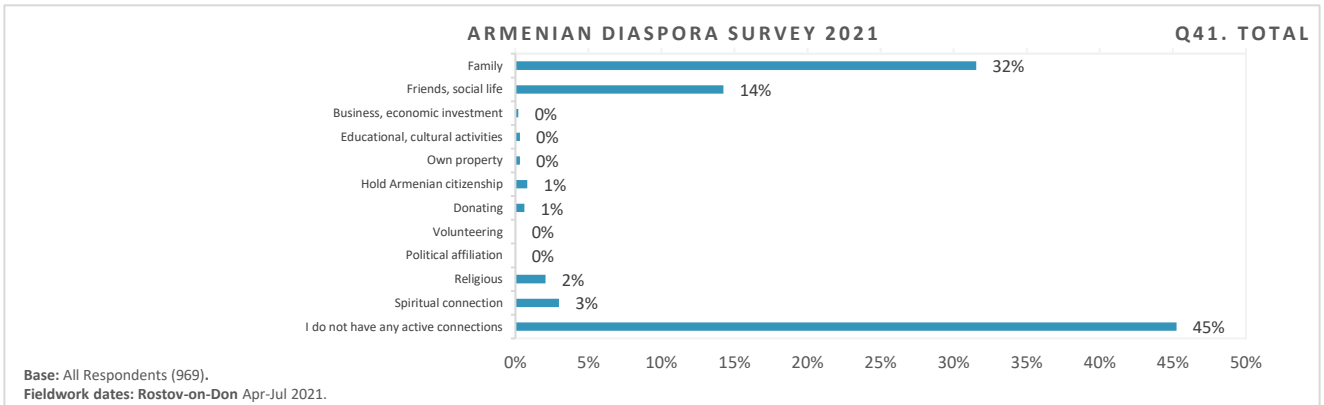


Base: Belgium (336), Paris (496), UK (525), Rostov-on-Don (969) Data weighted within each community to known demographic profile by age, gender, and region
Fieldwork dates: Belgium, Paris, UK Apr-Jun 2021; Rostov-on-Don Apr-Jul 2021.

QUESTION - Multicode	Western Europe	COMMUNITY				AGE			
		Belgium	Paris	UK	Rostov-on-Don	16-24	25-34	35-54	55+
Question 40. And in which ways the Republic of Armenia could support your local community?	Base=1357	336	496	525	969	173	207	429	548
	%	%	%	%	%	%	%	%	%
Support and information for tourism, for people wishing to visit Armenia	41	39	34	50	39	46	40	42	40
Cultural programs in your community	38	35	29	49	34	48	39	38	35
Helping schools with Armenian language textbooks	35	41	28	38	59	39	42	37	29
Immigration/repatriation to Armenia	28	30	23	30	10	42	29	27	23
Helping with teacher preparation programs	27	28	24	30	33	27	27	31	25
Support and information about education or recreational programs in Armenia	26	22	20	34	19	31	33	23	25
Humanitarian aid	10	10	10	10	16	21	13	10	5
None - Armenia should take care of itself	17	15	24	12	13	14	14	14	22

QUESTION - Multicode	Western Europe	GENDER		FIRST ARRIVED		
		Male	Female	You	A parent	Grandparent / Earlier gen
Question 40. And in which ways the Republic of Armenia could support your local community?	Base=1357	658	699	399	488	359
	%	%	%	%	%	%
Support and information for tourism, for people wishing to visit Armenia	41	41	41	40	44	41
Cultural programs in your community	38	38	38	42	39	36
Helping schools with Armenian language textbooks	35	37	33	43	32	32
Immigration/repatriation to Armenia	28	29	26	33	28	22
Helping with teacher preparation programs	27	27	27	40	22	20
Support and information about education or recreational programs in Armenia	26	25	27	27	27	26
Humanitarian aid	10	10	10	8	10	11
None - Armenia should take care of itself	17	18	17	12	19	19

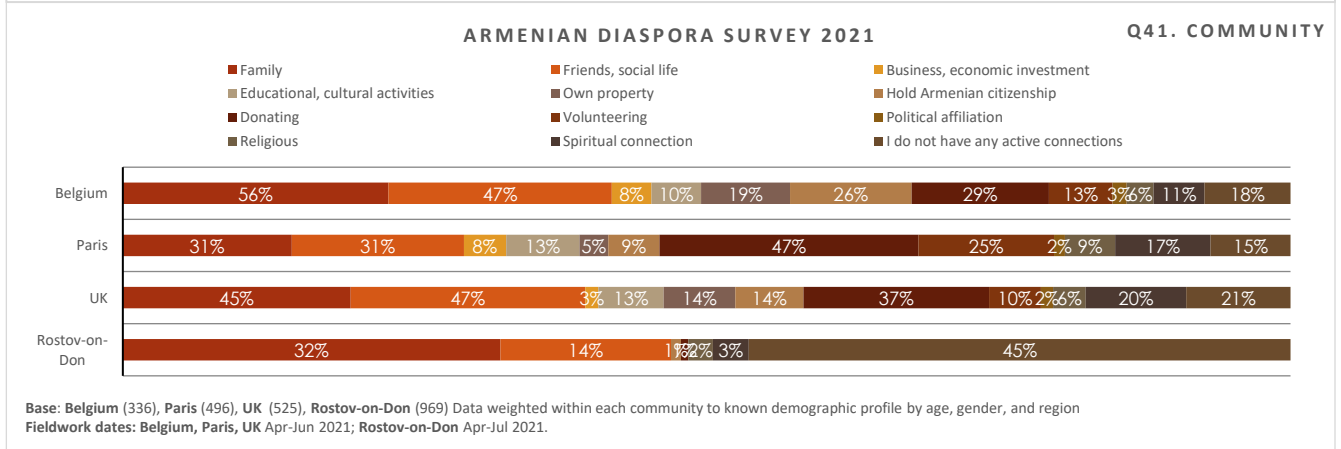
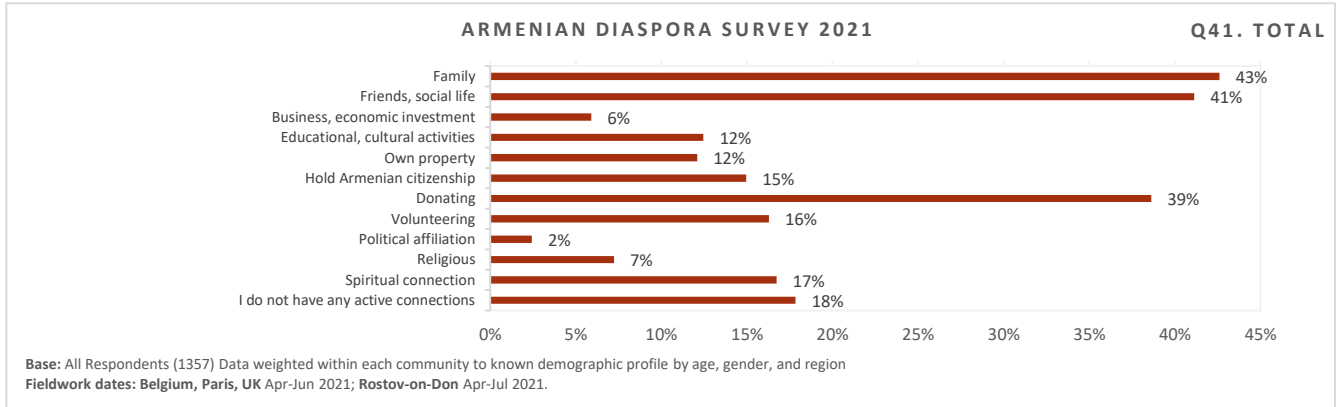
Question 41. What kind of active connections do you currently have in the Republic of Armenia or Artsakh?



QUESTION - Multicode	Rostov-on-Don	Age			
		16-24	25-34	35-54	55+
Question 41. What kind of active connections do you currently have in the Republic of Armenia or Artsakh?	BASE=969	203	247	353	173
	%	%	%	%	%
Family	32	41	36	31	23
Friends, social life	14	12	15	17	11
Business, economic investment	0	1	0	0	0
Educational, cultural activities	0	0	2	0	0
Own property	0	0	1	0	1
Hold Armenian citizenship	1	1	0	1	2
Donating	1	0	1	1	0
Volunteering	0	0	0	0	0
Political affiliation	0	0	0	0	0
Religious	2	3	2	2	2
Spiritual connection	3	1	5	4	2
I do not have any active connections	45	41	38	42	58

QUESTION - Multicode	Rostov-on-Don	GENDER		FIRST ARRIVED		
		Male	Female	You	A parent	Grandparent / Earlier gen
Question 41. What kind of active connections do you currently have in the Republic of Armenia or Artsakh?	BASE=969	438	539	126	311	532
	%	%	%	%	%	%
Family	32	37	25	61	54	17
Friends, social life	14	16	12	20	17	12
Business, economic investment	0	0	0	0	0	0
Educational, cultural activities	0	1	0	0	1	0
Own property	0	0	0	2	0	0
Hold Armenian citizenship	1	1	1	2	1	0
Donating	1	1	0	1	0	1
Volunteering	0	0	0	0	0	0
Political affiliation	0	0	0	0	0	0
Religious	2	2	2	2	2	2
Spiritual connection	3	2	4	1	5	3
I do not have any active connections	45	39	52	13	18	62

Question 41. What kind of active connections do you currently have in the Republic of Armenia or Artsakh?



QUESTION - Multicode	Western Europe	COMMUNITY				AGE			
		Belgium	Paris	UK	Rostov-on-Don	16-24	25-34	35-54	55+
Question 41. What kind of active connections do you currently have in the Republic of Armenia or Artsakh?	Base=1357	336	496	525	969	173	207	429	548
	%	%	%	%	%	%	%	%	%
Family	43	56	31	45	32	62	54	49	28
Friends, social life	41	47	31	47	14	38	45	48	36
Business, economic investment	6	8	8	3	0	10	10	5	4
Educational, cultural activities	12	10	13	13	0	23	10	10	12
Own property	12	19	5	14	0	8	15	16	10
Hold Armenian citizenship	15	26	9	14	1	16	15	20	11
Donating	39	29	47	37	1	31	35	39	42
Volunteering	16	13	25	10	0	21	20	14	15
Political affiliation	2	3	2	2	0	3	5	1	2
Religious	7	6	9	6	2	17	10	6	4
Spiritual connection	17	11	17	20	3	26	25	18	9
I do not have any active connections	18	18	15	21	45	10	14	14	25

QUESTION - Multicode	Western Europe	GENDER		FIRST ARRIVED		
		Male	Female	You	A parent	Grandparent / Earlier gen
Question 41. What kind of active connections do you currently have in the Republic of Armenia or Artsakh?	Base=1357	658	699	399	488	359
	%	%	%	%	%	%
Family	43	41	44	59	37	32
Friends, social life	41	43	40	58	33	35
Business, economic investment	6	9	3	4	7	7
Educational, cultural activities	12	15	10	9	11	18
Own property	12	12	13	22	11	5
Hold Armenian citizenship	15	13	17	30	9	7
Donating	39	38	39	39	38	42
Volunteering	16	17	16	11	17	23
Political affiliation	2	3	2	3	3	2
Religious	7	8	7	5	8	9
Spiritual connection	17	17	16	15	16	19
I do not have any active connections	18	18	17	11	22	17

Question 42. Did you take any specific action during the war in support of Armenia and Artsakh?

ARMENIAN DIASPORA SURVEY 2021

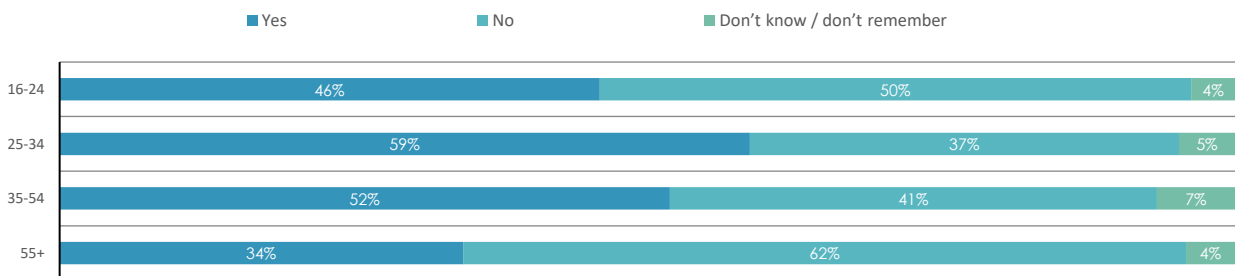
Q42. TOTAL



Base: All Respondents (969).
Fieldwork dates: Rostov-on-Don Apr-Jul 2021.

ARMENIAN DIASPORA SURVEY 2021

Q42. AGE

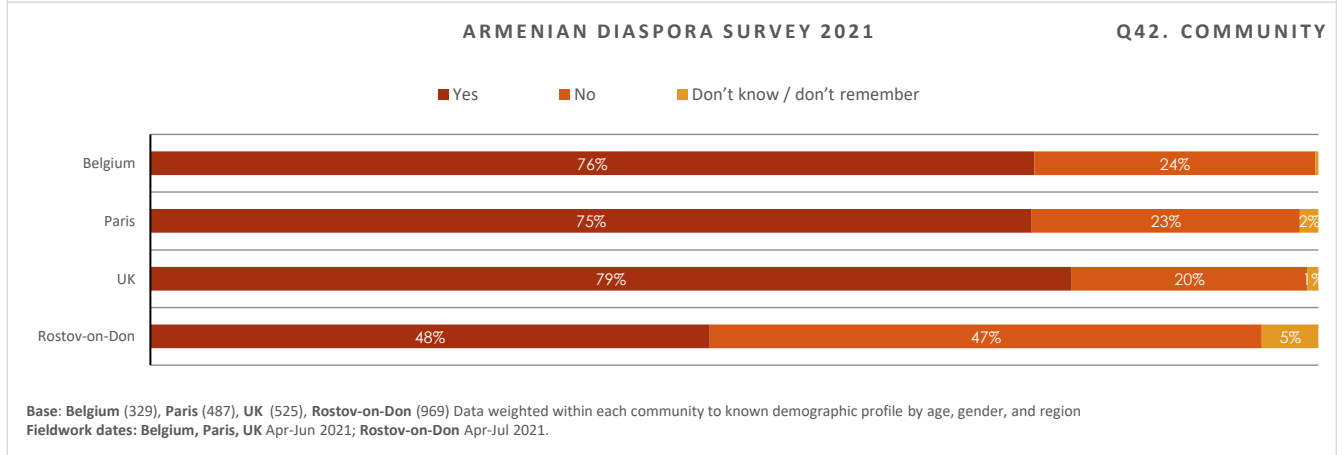
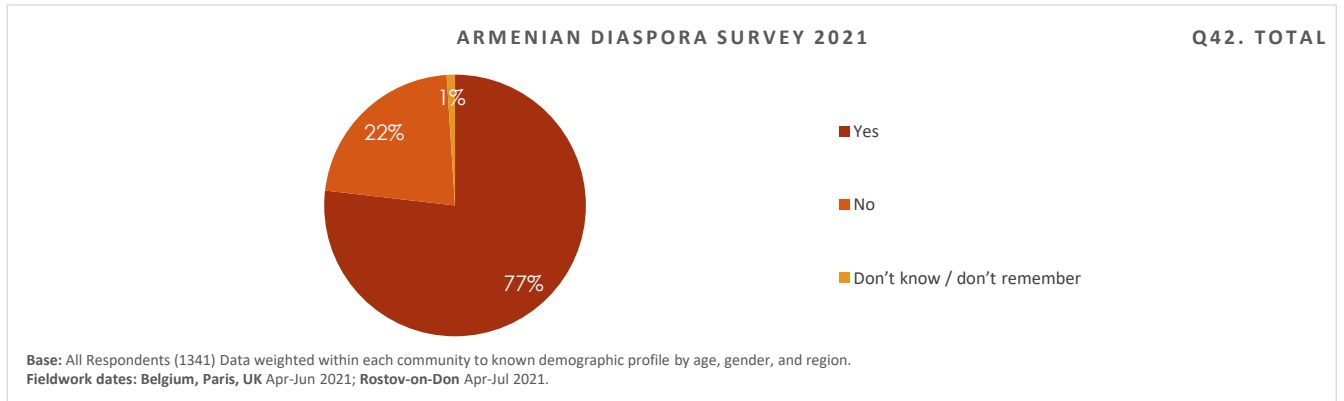


Base: Rostov-on-Don (969).
Fieldwork dates: Rostov-on-Don Apr-Jul 2021.

QUESTION - Single code	Rostov-on-Don	Age			
		16-24	25-34	35-54	55+
Question 42. Did you take any specific action during the war in support of Armenia and Artsakh?	BASE=969	203	247	353	173
	%	%	%	%	%
Yes	48	46	59	52	34
No	47	50	37	41	62
Don't know / don't remember	5	4	5	7	4
TOTAL	100	100	100	100	100

QUESTION - Single code	Rostov-on-Don	GENDER		FIRST ARRIVED		
		Male	Female	You	A parent	Grandparent / Earlier gen
Question 42. Did you take any specific action during the war in support of Armenia and Artsakh?	BASE=969	438	539	126	311	532
	%	%	%	%	%	%
Yes	48	57	37	76	67	35
No	47	37	59	19	31	59
Don't know / don't remember	5	6	4	5	2	6
TOTAL	100	100	100	100	100	100

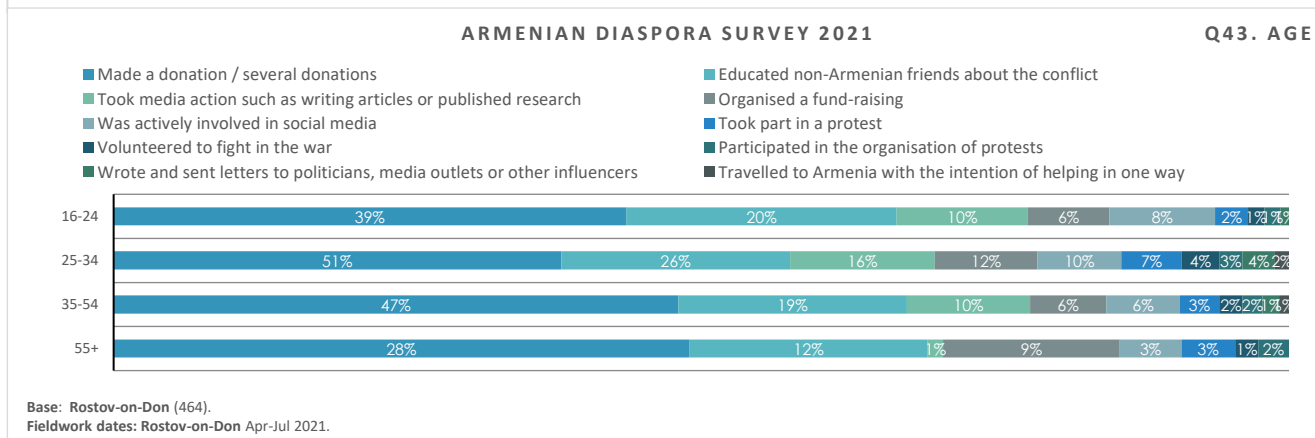
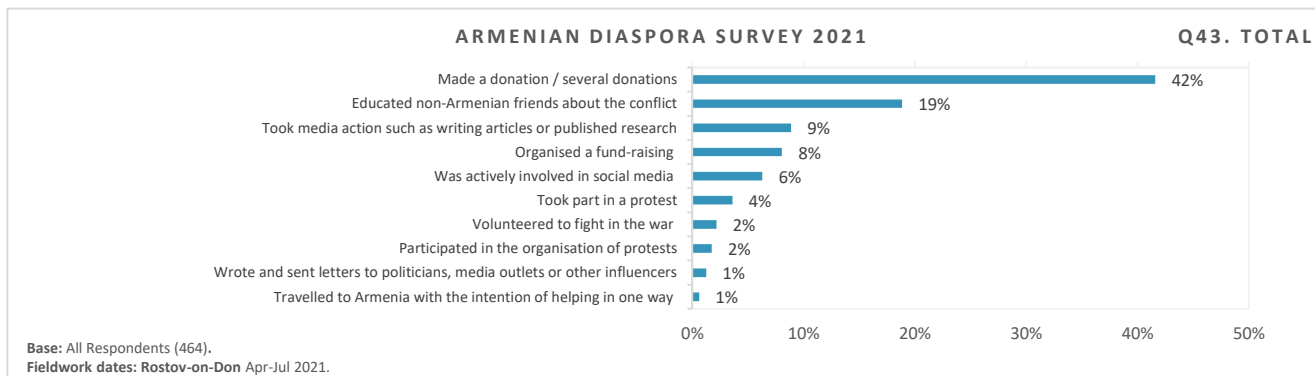
Question 42. Did you take any specific action during the war in support of Armenia and Artsakh?



QUESTION - Single code	Western Europe	COMMUNITY				AGE			
		Belgium	Paris	UK	Rostov-on-Don	16-24	25-34	35-54	55+
Question 42. Did you take any specific action during the war in support of Armenia and Artsakh?	Base=1341	329	487	525	969	173	205	426	537
	%	%	%	%	%	%	%	%	%
Yes	77	76	75	79	48	87	77	79	72
No	22	24	23	20	47	10	22	21	27
Don't know / don't remember	1	0	2	1	5	2	1	0	1
TOTAL	100	100	100	100	100	100	100	100	100

QUESTION - Single code	Western Europe	GENDER		FIRST ARRIVED		
		Male	Female	You	A parent	Grandparent / Earlier gen
Question 42. Did you take any specific action during the war in support of Armenia and Artsakh?	Base=1341	649	692	404	489	339
	%	%	%	%	%	%
Yes	77	75	78	87	82	81
No	22	24	21	12	17	18
Don't know / don't remember	1	1	1	1	1	1
TOTAL	100	100	100	100	100	100

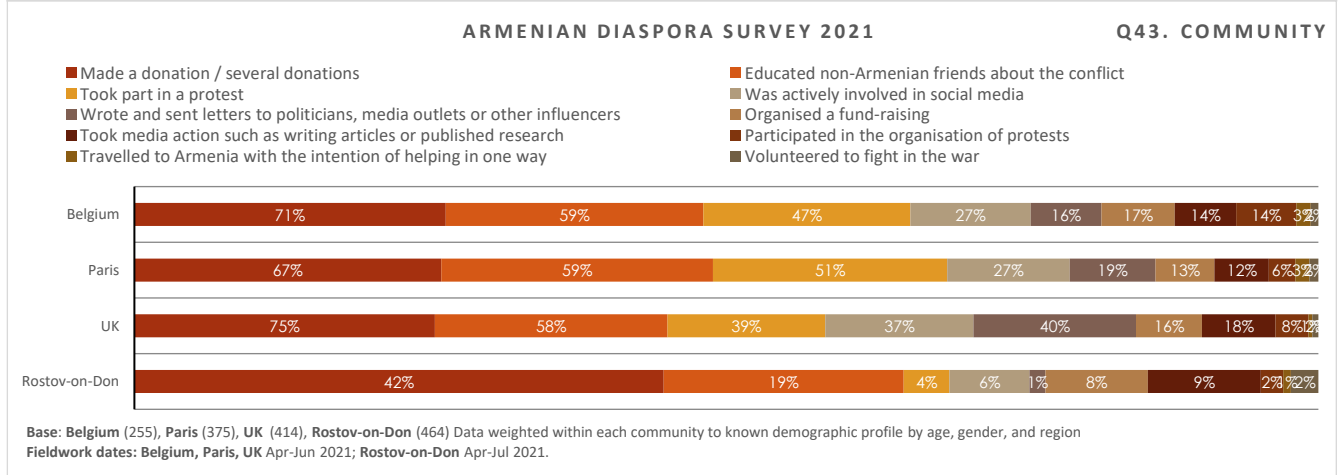
Question 43. If yes, what action did you take?



QUESTION - Multicode	Rostov-on-Don	Age			
		16-24	25-34	35-54	55+
Question 43. If yes, what action did you take?	464	74	111	188	91
	%	%	%	%	%
Made a donation / several donations	42	39	51	47	28
Educated non-Armenian friends about the conflict	19	20	26	19	12
Took media action such as writing articles or published research	9	10	16	10	1
Organised a fund-raising	8	6	12	6	9
Was actively involved in social media	6	8	10	6	3
Took part in a protest	4	2	7	3	3
Volunteered to fight in the war	2	1	4	2	1
Participated in the organisation of protests	2	1	3	2	2
Wrote and sent letters to politicians, media outlets or other influencers	1	1	4	1	0
Travelled to Armenia with the intention of helping in one way	1	0	2	1	0

QUESTION - Multicode	Rostov-on-Don	GENDER		FIRST ARRIVED		
		Male	Female	You	A parent	Grandparent / Earlier gen
Question 43. If yes, what action did you take?	464	292	173	91	155	218
	%	%	%	%	%	%
Made a donation / several donations	42	48	34	68	59	30
Educated non-Armenian friends about the conflict	19	21	16	35	31	11
Took media action such as writing articles or published research	9	11	6	17	19	4
Organised a fund-raising	8	10	6	11	18	4
Was actively involved in social media	6	8	5	8	15	3
Took part in a protest	4	5	2	7	6	2
Volunteered to fight in the war	2	4	0	1	5	1
Participated in the organisation of protests	2	3	1	6	3	0
Wrote and sent letters to politicians, media outlets or other influencers	1	2	1	0	5	0
Travelled to Armenia with the intention of helping in one way	1	1	0	1	2	0

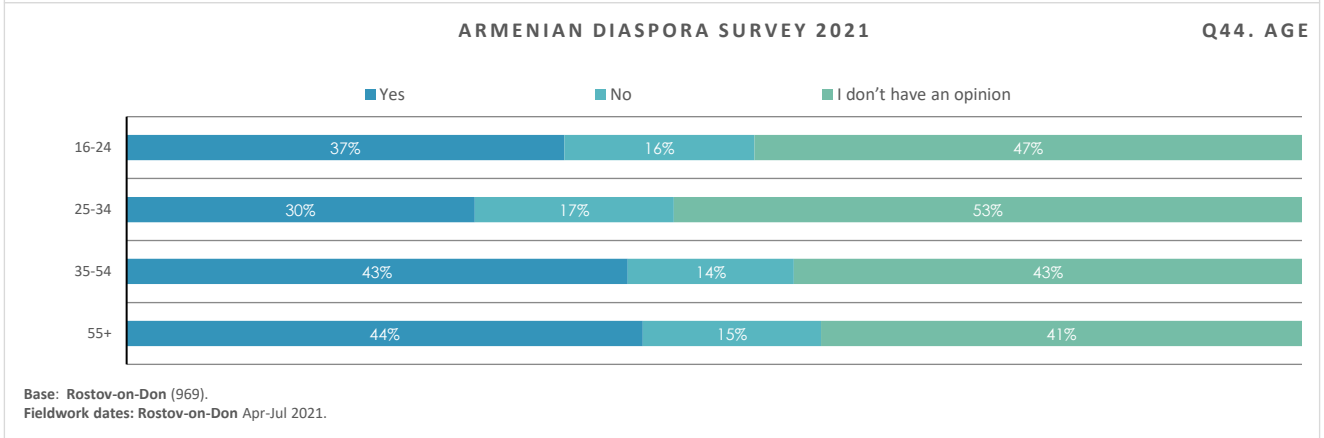
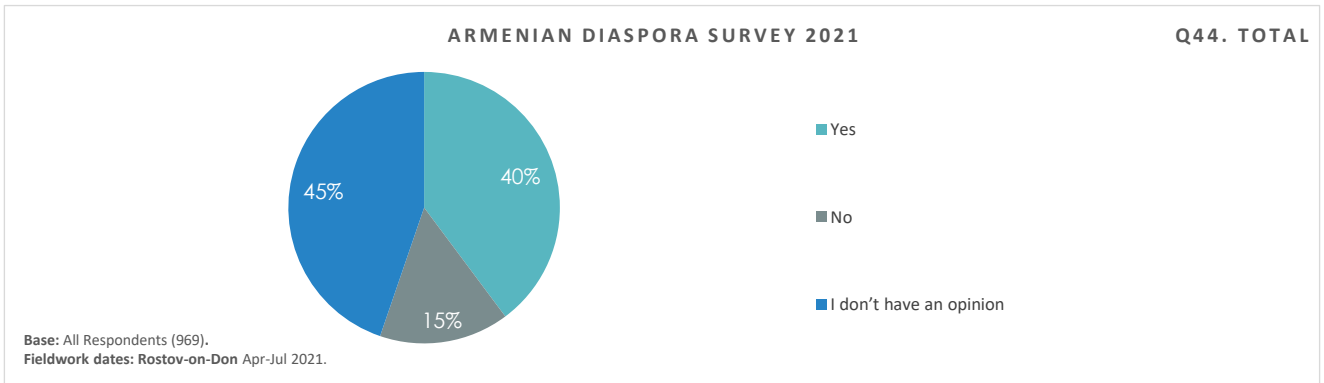
Question 43. If yes, what action did you take?



QUESTION - Multicode	Western Europe	COMMUNITY				AGE			
		Belgium	Paris	UK	Rostov-on-Don	16-24	25-34	35-54	55+
Question 43. If yes, what action did you take?	Base=1044	255	375	414	464	151	160	337	395
	%	%	%	%	%	%	%	%	%
Made a donation / several donations	71	71	67	75	42	77	70	73	68
Educated non-Armenian friends about the conflict	59	59	59	58	19	77	67	59	49
Took part in a protest	46	47	51	39	4	60	49	50	36
Was actively involved in social media	31	27	27	37	6	59	42	32	17
Wrote and sent letters to politicians, media outlets or other influencers	26	16	19	40	1	33	22	30	24
Organised a fund-raising	15	17	13	16	8	13	21	20	10
Took media action such as writing articles or published research	15	14	12	18	9	30	14	16	10
Participated in the organisation of protests	9	14	6	8	2	14	7	9	7
Travelled to Armenia with the intention of helping in one way	2	3	3	1	1	2	4	2	2
Volunteered to fight in the war	2	2	2	2	2	8	2	1	0

QUESTION - Multicode	Western Europe	GENDER		FIRST ARRIVED		
		Male	Female	You	A parent	Grandparent / Earlier gen
Question 43. If yes, what action did you take?	Base=1044	496	547	348	402	289
	%	%	%	%	%	%
Made a donation / several donations	71	69	73	81	75	75
Educated non-Armenian friends about the conflict	59	56	61	58	66	67
Took part in a protest	46	46	45	47	48	53
Was actively involved in social media	31	30	32	34	30	37
Wrote and sent letters to politicians, media outlets or other influencers	26	26	27	33	24	31
Organised a fund-raising	15	17	13	22	14	14
Took media action such as writing articles or published research	15	18	12	15	14	21
Participated in the organisation of protests	9	10	7	12	8	9
Travelled to Armenia with the intention of helping in one way	2	2	2	3	3	2
Volunteered to fight in the war	2	3	0	1	4	1

Question 44. Was the Prime Minister of Armenia right to sign the Nov. 9 ceasefire agreement?



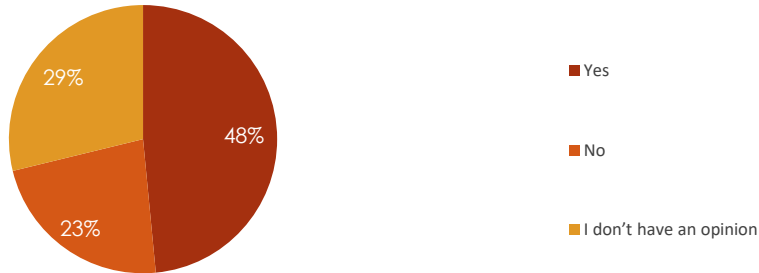
QUESTION - Single code	Rostov-on-Don	Age			
		16-24	25-34	35-54	55+
Question 44. Was the Prime Minister of Armenia right to sign the Nov. 9 ceasefire agreement?	BASE=969	203	247	353	173
	%	%	%	%	%
Yes	40	37	30	43	44
No	15	16	17	14	15
I don't have an opinion	45	47	53	43	41
TOTAL	100	100	100	100	100

QUESTION - Single code	Rostov-on-Don	GENDER		FIRST ARRIVED		
		Male	Female	You	A parent	Grandparent / Earlier gen
Question 44. Was the Prime Minister of Armenia right to sign the Nov. 9 ceasefire agreement?	BASE=969	438	539	126	311	532
	%	%	%	%	%	%
Yes	40	44	35	42	37	40
No	15	18	12	18	29	10
I don't have an opinion	45	38	52	39	34	50
TOTAL	100	100	100	100	100	100

Question 44. Was the Prime Minister of Armenia right to sign the Nov. 9 ceasefire agreement?

ARMENIAN DIASPORA SURVEY 2021

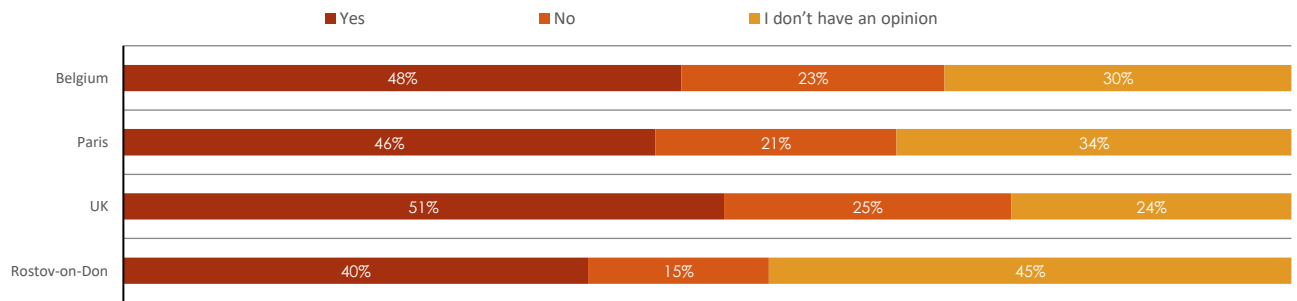
Q44. TOTAL



Base: All Respondents (1213) Data weighted within each community to known demographic profile by age, gender, and region.
Fieldwork dates: Belgium, Paris, UK Apr-Jun 2021; Rostov-on-Don Apr-Jul 2021.

ARMENIAN DIASPORA SURVEY 2021

Q44. COMMUNITY

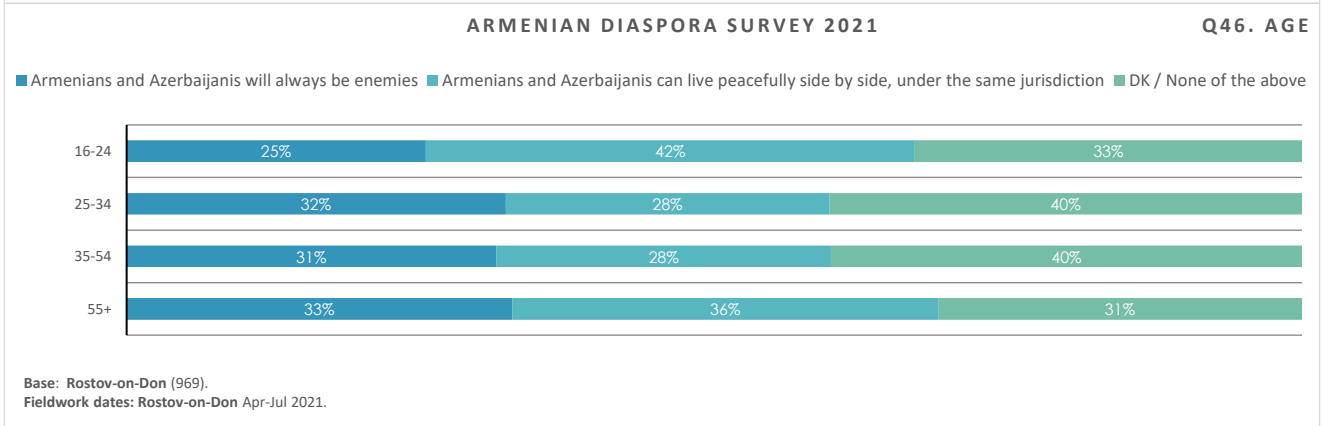
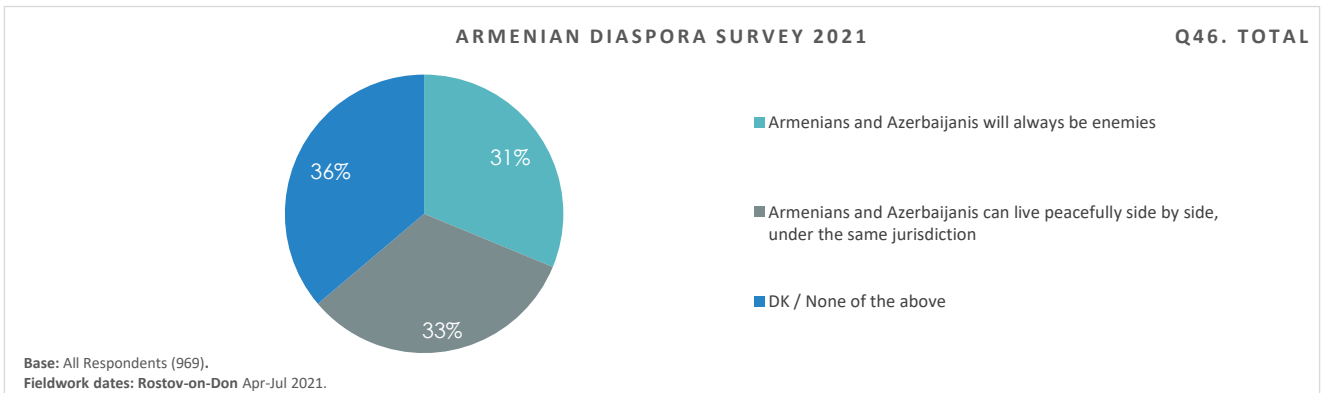


Base: Belgium (296), Paris (423), UK (495), Rostov-on-Don (969) Data weighted within each community to known demographic profile by age, gender, and region.
Fieldwork dates: Belgium, Paris, UK Apr-Jun 2021; Rostov-on-Don Apr-Jul 2021.

QUESTION - Single code	Western Europe	COMMUNITY				AGE			
		Belgium	Paris	UK	Rostov-on-Don	16-24	25-34	35-54	55+
Question 44. Was the Prime Minister of Armenia right to sign the Nov. 9 ceasefire agreement?	Base=1213	296	423	495	969	159	183	375	495
	%	%	%	%	%	%	%	%	%
Yes	48	48	46	51	40	38	40	45	58
No	23	23	21	25	15	38	26	25	15
I don't have an opinion	29	30	34	24	45	25	33	30	28
TOTAL	100	100	100	100	100	100	100	100	100

QUESTION - Single code	Western Europe	GENDER		FIRST ARRIVED		
		Male	Female	You	A parent	Grandparent / Earlier gen
Question 44. Was the Prime Minister of Armenia right to sign the Nov. 9 ceasefire agreement?	Base=1213	585	628	390	487	332
	%	%	%	%	%	%
Yes	48	52	45	47	50	48
No	23	25	21	24	22	23
I don't have an opinion	29	24	33	29	29	29
TOTAL	100	100	100	100	100	100

Question 46. Which of the following two statements, if any, are closer to your views?



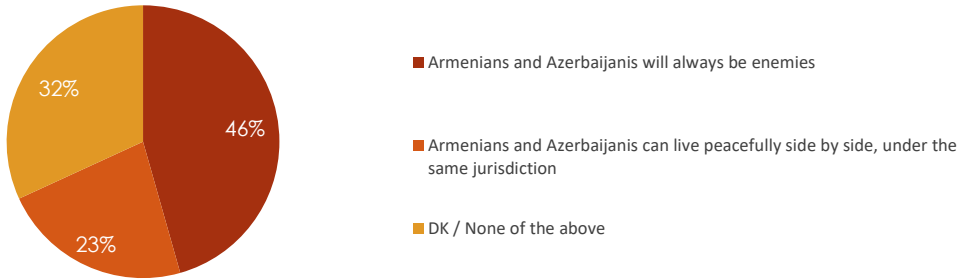
QUESTION - Single code	Rostov-on-Don	Age			
		16-24	25-34	35-54	55+
Question 46. Which of the following two statements, if any, are closer to your views?	BASE=969	203	247	353	173
	%	%	%	%	%
Armenians and Azerbaijanis will always be enemies	31	25	32	31	33
Armenians and Azerbaijanis can live peacefully side by side, under the same jurisdiction	33	42	28	28	36
DK / None of the above	36	33	40	40	31
TOTAL	100	100	100	100	100

QUESTION - Single code	Rostov-on-Don	GENDER		FIRST ARRIVED		
		Male	Female	You	A parent	Grandparent / Earlier gen
Question 46. Which of the following two statements, if any, are closer to your views?	BASE=969	438	539	126	311	532
	%	%	%	%	%	%
Armenians and Azerbaijanis will always be enemies	31	35	26	41	43	25
Armenians and Azerbaijanis can live peacefully side by side, under the same jurisdiction	33	28	37	25	18	40
DK / None of the above	36	36	37	34	39	36
TOTAL	100	100	100	100	100	100

Question 46. Which of the following two statements, if any, are closer to your views?

ARMENIAN DIASPORA SURVEY 2021

Q46. TOTAL

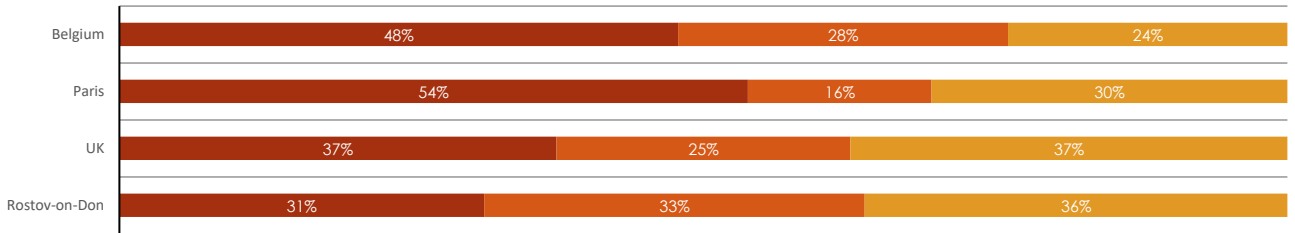


Base: All Respondents (1195) Data weighted within each community to known demographic profile by age, gender, and region.
Fieldwork dates: Belgium, Paris, UK Apr-Jun 2021; Rostov-on-Don Apr-Jul 2021.

ARMENIAN DIASPORA SURVEY 2021

Q46. COMMUNITY

■ Armenians and Azerbaijanis will always be enemies ■ Armenians and Azerbaijanis can live peacefully side by side, under the same jurisdiction ■ DK / None of the above

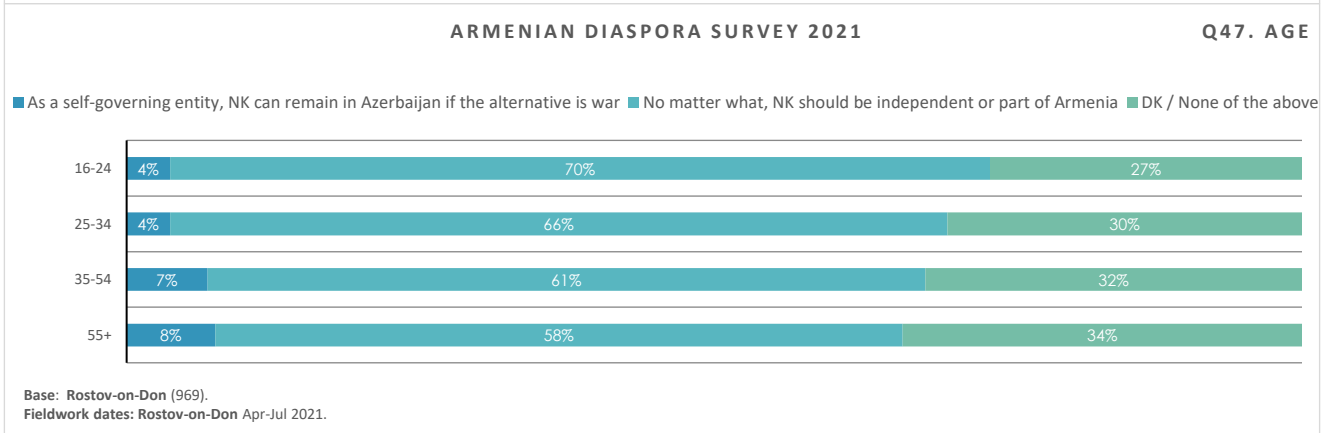
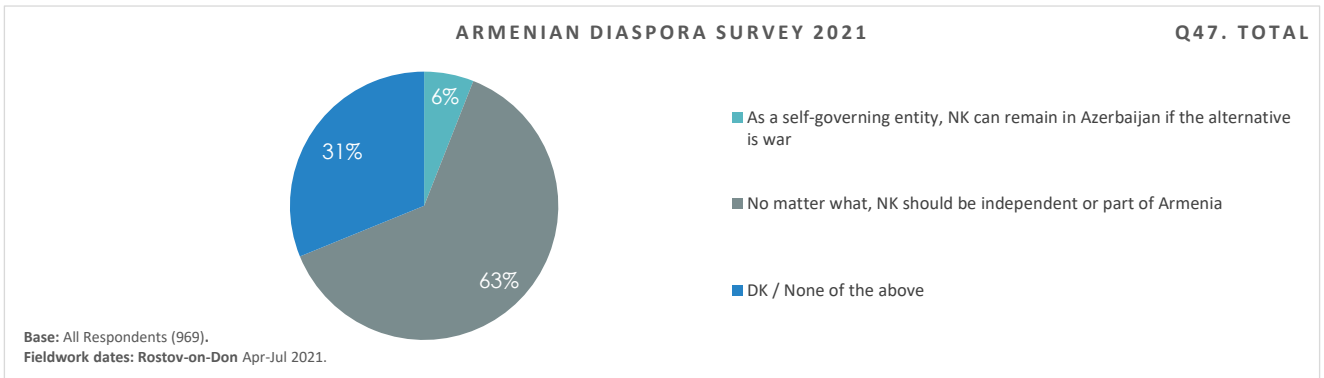


Base: Belgium (280), Paris (418), UK (497), Rostov-on-Don (969) Data weighted within each community to known demographic profile by age, gender, and region
Fieldwork dates: Belgium, Paris, UK Apr-Jun 2021; Rostov-on-Don Apr-Jul 2021.

QUESTION - Single code	Western Europe	COMMUNITY				AGE			
		Belgium	Paris	UK	Rostov-on-Don	16-24	25-34	35-54	55+
Question 46. Which of the following two statements, if any, are closer to your views?	Base=1195	280	418	497	969	158	186	357	494
	%	%	%	%	%	%	%	%	%
Armenians and Azerbaijanis will always be enemies	46	48	54	37	31	59	47	47	39
Armenians and Azerbaijanis can live peacefully side by side, under the same jurisdiction	23	28	16	25	33	14	25	21	26
DK / None of the above	32	24	30	37	36	27	27	32	35
TOTAL	100	100	100	100	100	100	100	100	100

QUESTION - Single code	Western Europe	GENDER		FIRST ARRIVED		
		Male	Female	You	A parent	Grandparent / Earlier gen
Question 46. Which of the following two statements, if any, are closer to your views?	Base=1195	588	607	380	485	327
	%	%	%	%	%	%
Armenians and Azerbaijanis will always be enemies	46	46	45	42	49	45
Armenians and Azerbaijanis can live peacefully side by side, under the same jurisdiction	23	23	22	23	21	23
DK / None of the above	32	31	32	35	30	32
TOTAL	100	100	100	100	100	100

Question 47. Which of the following two statements, if any, are closer to your views?



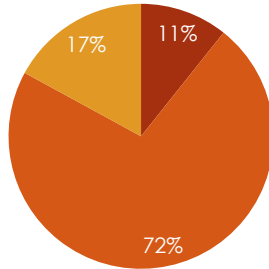
QUESTION - Single code	Rostov-on-Don	Age			
		16-24	25-34	35-54	55+
Question 47. Which of the following two statements, if any, are closer to your views?	BASE=969	203	247	353	173
	%	%	%	%	%
As a self-governing entity, NK can remain in Azerbaijan if the alternative is war	6	4	4	7	8
No matter what, NK should be independent or part of Armenia	63	70	66	61	58
DK / None of the above	31	27	30	32	34
TOTAL	100	100	100	100	100

QUESTION - Single code	Rostov-on-Don	GENDER		FIRST ARRIVED		
		Male	Female	You	A parent	Grandparent / Earlier gen
Question 47. Which of the following two statements, if any, are closer to your views?	BASE=969	438	539	126	311	532
	%	%	%	%	%	%
As a self-governing entity, NK can remain in Azerbaijan if the alternative is war	6	5	7	4	4	7
No matter what, NK should be independent or part of Armenia	63	69	56	78	79	54
DK / None of the above	31	26	37	18	17	39
TOTAL	100	100	100	100	100	100

Question 47. Which of the following two statements, if any, are closer to your views?

ARMENIAN DIASPORA SURVEY 2021

Q47. TOTAL



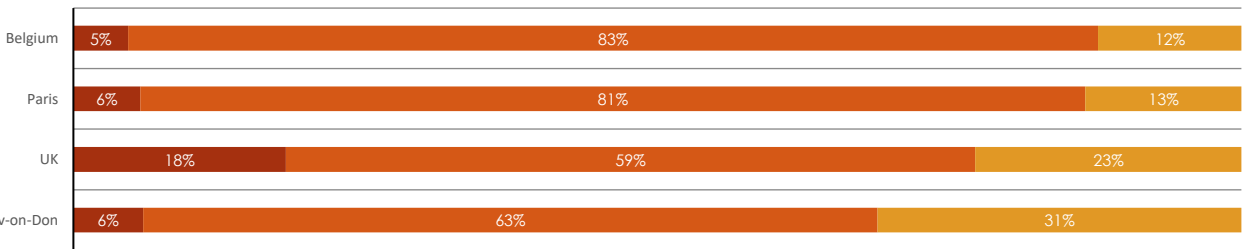
- As a self-governing entity, NK can remain in Azerbaijan if the alternative is war
- No matter what, NK should be independent or part of Armenia
- DK / None of the above

Base: All Respondents (1196) Data weighted within each community to known demographic profile by age, gender, and region.
Fieldwork dates: Belgium, Paris, UK Apr-Jun 2021; Rostov-on-Don Apr-Jul 2021.

ARMENIAN DIASPORA SURVEY 2021

Q47. COMMUNITY

- As a self-governing entity, NK can remain in Azerbaijan if the alternative is war
- No matter what, NK should be independent or part of Armenia
- DK / None of the above

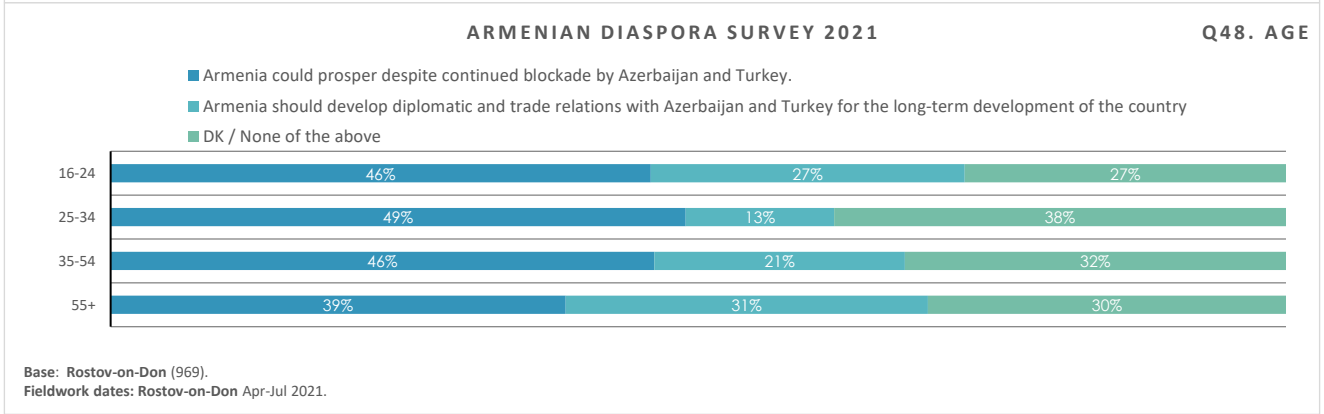
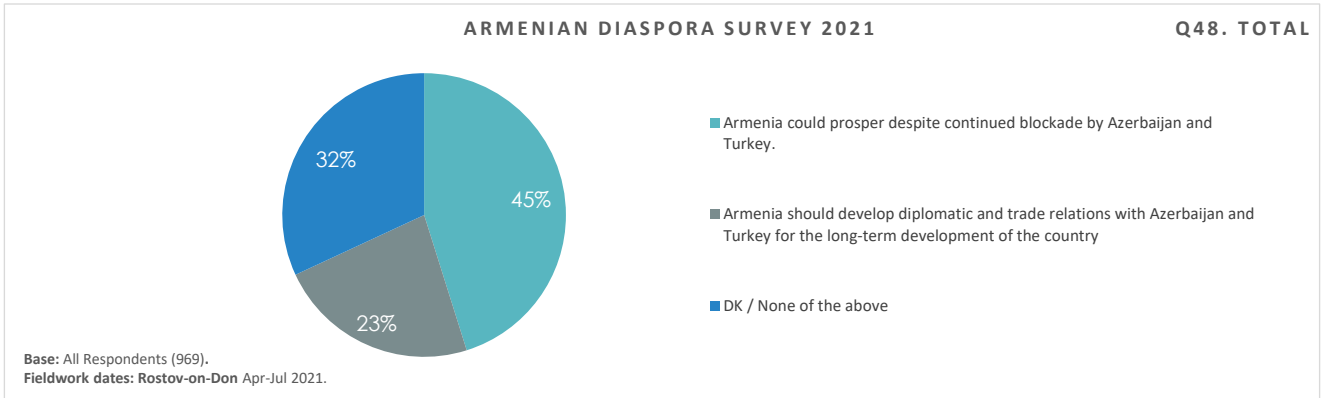


Base: Belgium (279), Paris (417), UK (500), Rostov-on-Don (969) Data weighted within each community to known demographic profile by age, gender, and region
Fieldwork dates: Belgium, Paris, UK Apr-Jun 2021; Rostov-on-Don Apr-Jul 2021.

QUESTION - Single code	Western Europe	COMMUNITY				AGE			
		Belgium	Paris	UK	Rostov-on-Don	16-24	25-34	35-54	55+
Question 47. Which of the following two statements, if any, are closer to your views?	Base=1196	279	417	500	969	159	183	361	493
	%	%	%	%	%	%	%	%	%
As a self-governing entity, NK can remain in Azerbaijan if the alternative is war	11	5	6	18	6	7	8	9	14
No matter what, NK should be independent or part of Armenia	72	83	81	59	63	77	71	73	71
DK / None of the above	17	12	13	23	31	15	21	19	15
TOTAL	100	100	100	100	100	100	100	100	100

QUESTION - Single code	Western Europe	GENDER		FIRST ARRIVED		
		Male	Female	You	A parent	Grandparent / Earlier gen
Question 47. Which of the following two statements, if any, are closer to your views?	Base=1196	586	610	390	476	327
	%	%	%	%	%	%
As a self-governing entity, NK can remain in Azerbaijan if the alternative is war	11	8	13	11	11	11
No matter what, NK should be independent or part of Armenia	72	79	66	72	69	78
DK / None of the above	17	13	20	17	20	12
TOTAL	100	100	100	100	100	100

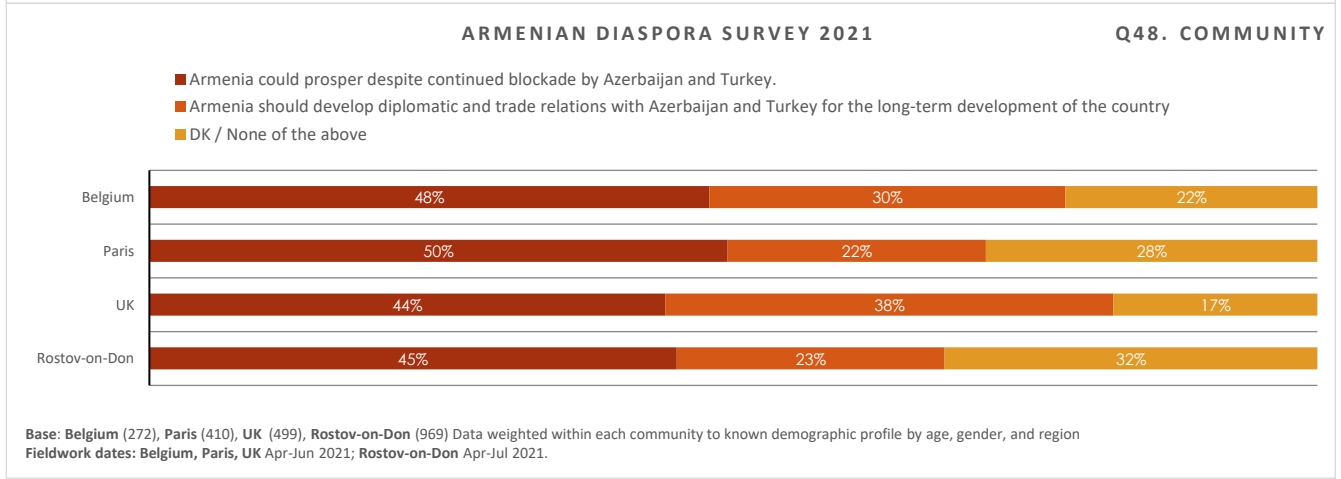
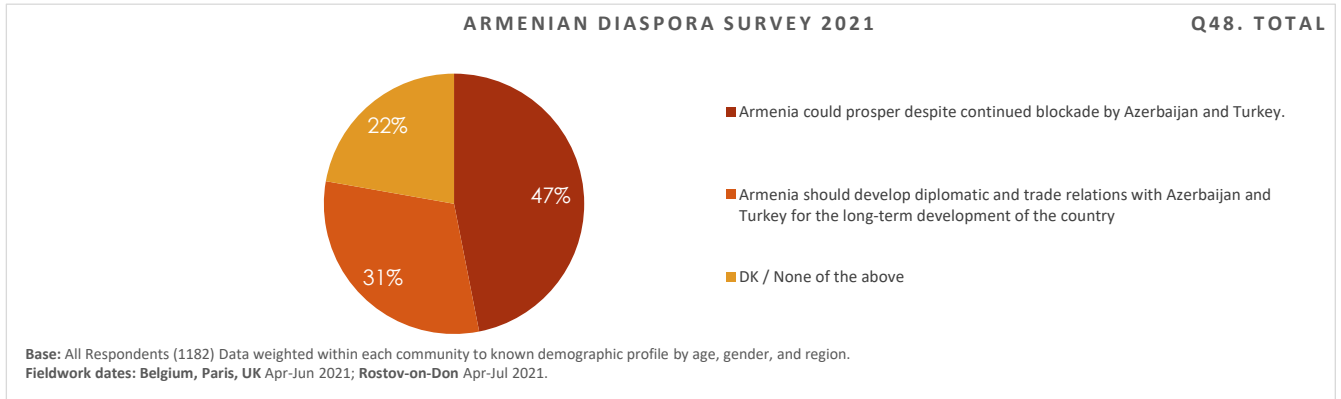
Question 48. Which of the following two statements, if any, are closer to your views?



QUESTION - Single code	Rostov-on-Don	Age			
		16-24	25-34	35-54	55+
Question 48. Which of the following two statements, if any, are closer to your views?	BASE=969	203	247	353	173
	%	%	%	%	%
Armenia could prosper despite continued blockade by Azerbaijan and Turkey.	45	46	49	46	39
Armenia should develop diplomatic and trade relations with Azerbaijan and Turkey for the long-term development of the country	23	27	13	21	31
DK / None of the above	32	27	38	32	30
TOTAL	100	100	100	100	100

QUESTION - Single code	Rostov-on-Don	GENDER		FIRST ARRIVED		
		Male	Female	You	A parent	Grandparent / Earlier gen
Question 48. Which of the following two statements, if any, are closer to your views?	BASE=969	438	539	126	311	532
	%	%	%	%	%	%
Armenia could prosper despite continued blockade by Azerbaijan and Turkey.	45	50	39	63	65	34
Armenia should develop diplomatic and trade relations with Azerbaijan and Turkey for the long-term development of the country	23	22	24	11	12	29
DK / None of the above	32	28	37	26	23	36
TOTAL	100	100	100	100	100	100

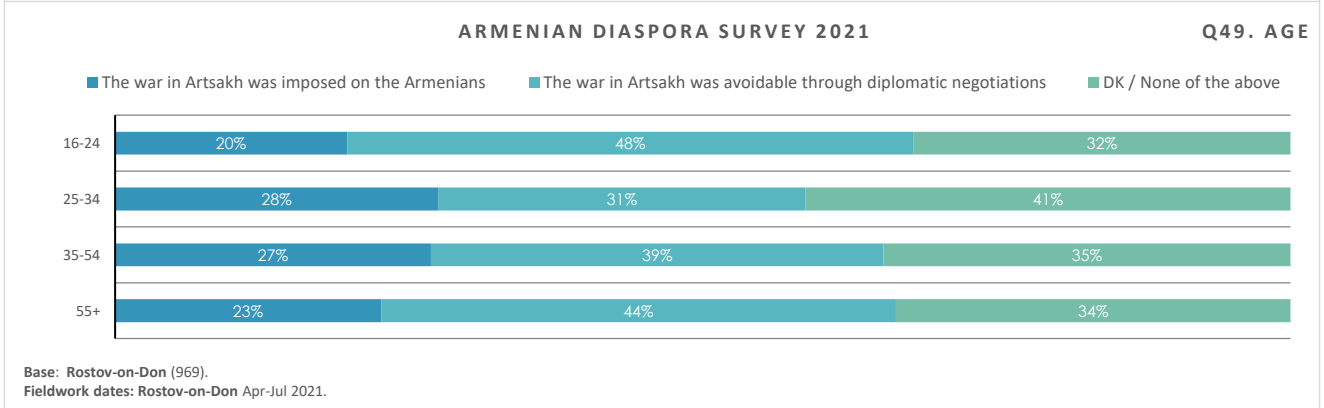
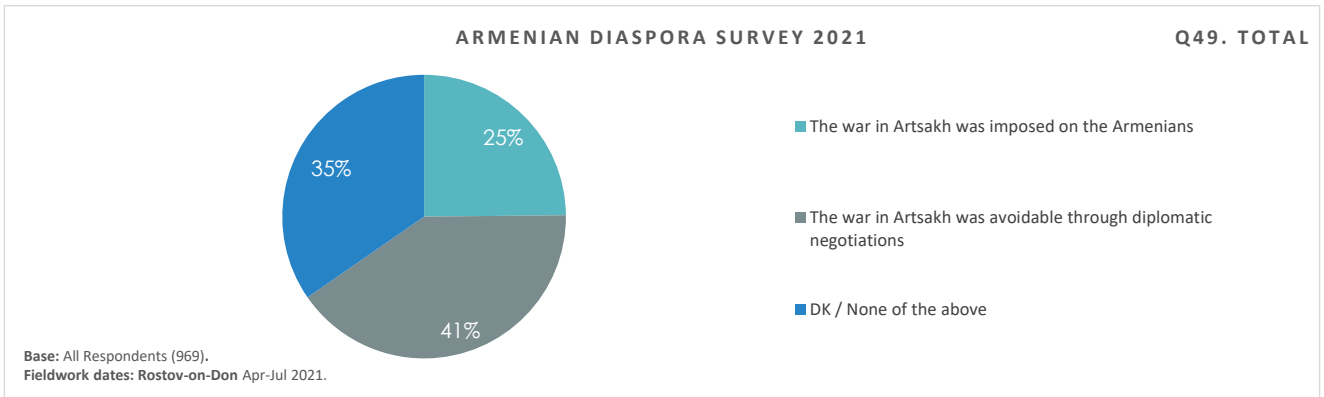
Question 48. Which of the following two statements, if any, are closer to your views?



QUESTION - Single code	Western Europe	COMMUNITY				AGE			
		Belgium	Paris	UK	Rostov-on-Don	16-24	25-34	35-54	55+
Question 48. Which of the following two statements, if any, are closer to your views?	Base=1182	272	410	499	969	155	184	356	487
	%	%	%	%	%	%	%	%	%
Armenia could prosper despite continued blockade by Azerbaijan and Turkey.	47	48	50	44	45	55	53	45	43
Armenia should develop diplomatic and trade relations with Azerbaijan and Turkey for the long-term development of the country	31	30	22	38	23	23	23	30	37
DK / None of the above	22	22	28	17	32	22	24	25	20
TOTAL	100	100	100	100	100	100	100	100	100

QUESTION - Single code	Western Europe	GENDER		FIRST ARRIVED		
		Male	Female	You	A parent	Grandparent / Earlier gen
Question 48. Which of the following two statements, if any, are closer to your views?	Base=1182	585	597	380	477	322
	%	%	%	%	%	%
Armenia could prosper despite continued blockade by Azerbaijan and Turkey.	47	52	42	47	44	51
Armenia should develop diplomatic and trade relations with Azerbaijan and Turkey for the long-term development of the country	31	30	31	35	30	27
DK / None of the above	22	17	27	18	26	22
TOTAL	100	100	100	100	100	100

Question 49. Which of the following two statements, if any, are closer to your views?



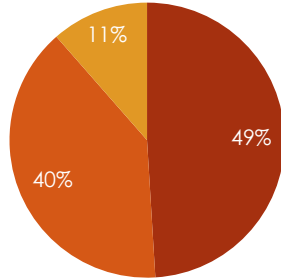
QUESTION - Single code	Rostov-on-Don	Age			
		16-24	25-34	35-54	55+
Question 49. Which of the following two statements, if any, are closer to your views?	BASE=969	203	247	353	173
	%	%	%	%	%
The war in Artsakh was imposed on the Armenians	25	20	28	27	23
The war in Artsakh was avoidable through diplomatic negotiations	41	48	31	39	44
DK / None of the above	35	32	41	35	34
TOTAL	100	100	100	100	100

QUESTION - Single code	Rostov-on-Don	GENDER		FIRST ARRIVED		
		Male	Female	You	A parent	Grandparent / Earlier gen
Question 49. Which of the following two statements, if any, are closer to your views?	BASE=969	438	539	126	311	532
	%	%	%	%	%	%
The war in Artsakh was imposed on the Armenians	25	30	18	38	42	16
The war in Artsakh was avoidable through diplomatic negotiations	41	38	43	34	31	45
DK / None of the above	35	32	39	28	27	39
TOTAL	100	100	100	100	100	100

Question 49. Which of the following two statements, if any, are closer to your views?

ARMENIAN DIASPORA SURVEY 2021

Q49. TOTAL



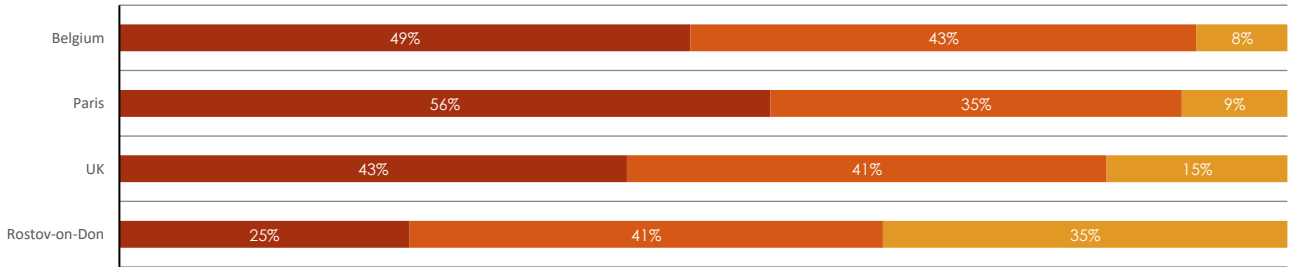
- The war in Artsakh was imposed on the Armenians
- The war in Artsakh was avoidable through diplomatic negotiations
- DK / None of the above

Base: All Respondents (1190) Data weighted within each community to known demographic profile by age, gender, and region.
Fieldwork dates: Belgium, Paris, UK Apr-Jun 2021; Rostov-on-Don Apr-Jul 2021.

ARMENIAN DIASPORA SURVEY 2021

Q49. COMMUNITY

- The war in Artsakh was imposed on the Armenians
- The war in Artsakh was avoidable through diplomatic negotiations
- DK / None of the above

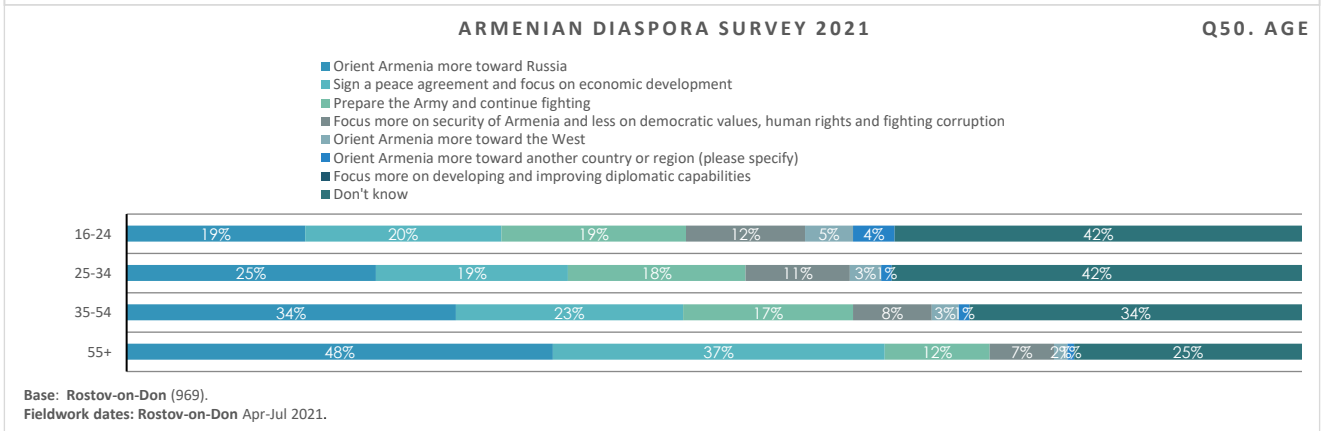
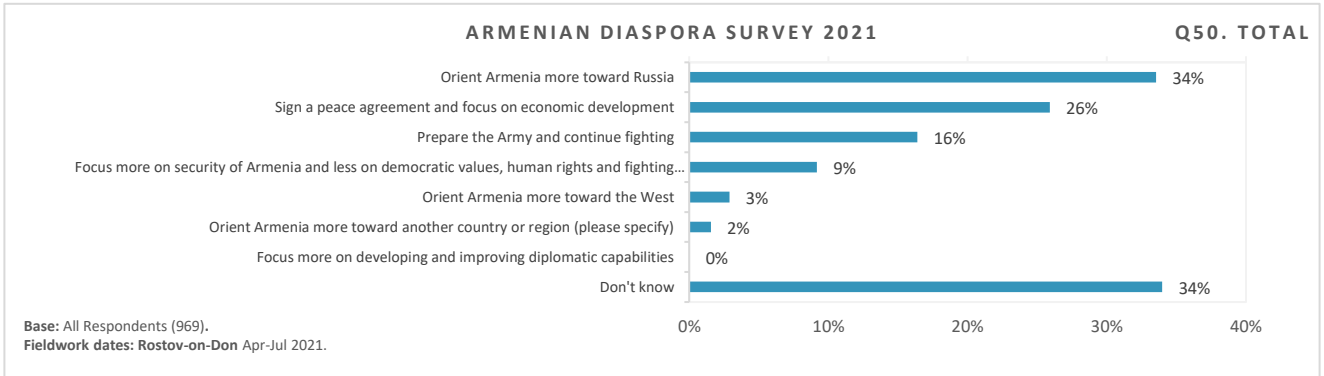


Base: Belgium (276), Paris (416), UK (497), Rostov-on-Don (969) Data weighted within each community to known demographic profile by age, gender, and region
Fieldwork dates: Belgium, Paris, UK Apr-Jun 2021; Rostov-on-Don Apr-Jul 2021.

QUESTION - Single code	Western Europe	COMMUNITY				AGE			
		Belgium	Paris	UK	Rostov-on-Don	16-24	25-34	35-54	55+
Question 49. Which of the following two statements, if any, are closer to your views?	Base=1190	276	416	497	969	157	185	358	491
The war in Artsakh was imposed on the Armenians	49	49	56	43	25	52	48	54	45
The war in Artsakh was avoidable through diplomatic negotiations	40	43	35	41	41	36	38	35	45
DK / None of the above	11	8	9	15	35	13	15	11	10
TOTAL	100	100	100	100	100	100	100	100	100

QUESTION - Single code	Western Europe	GENDER		FIRST ARRIVED		
		Male	Female	You	A parent	Grandparent / Earlier gen
Question 49. Which of the following two statements, if any, are closer to your views?	Base=1190	583	607	382	479	325
The war in Artsakh was imposed on the Armenians	49	51	48	44	49	56
The war in Artsakh was avoidable through diplomatic negotiations	40	41	38	44	39	34
DK / None of the above	11	9	14	12	12	10
TOTAL	100	100	100	100	100	100

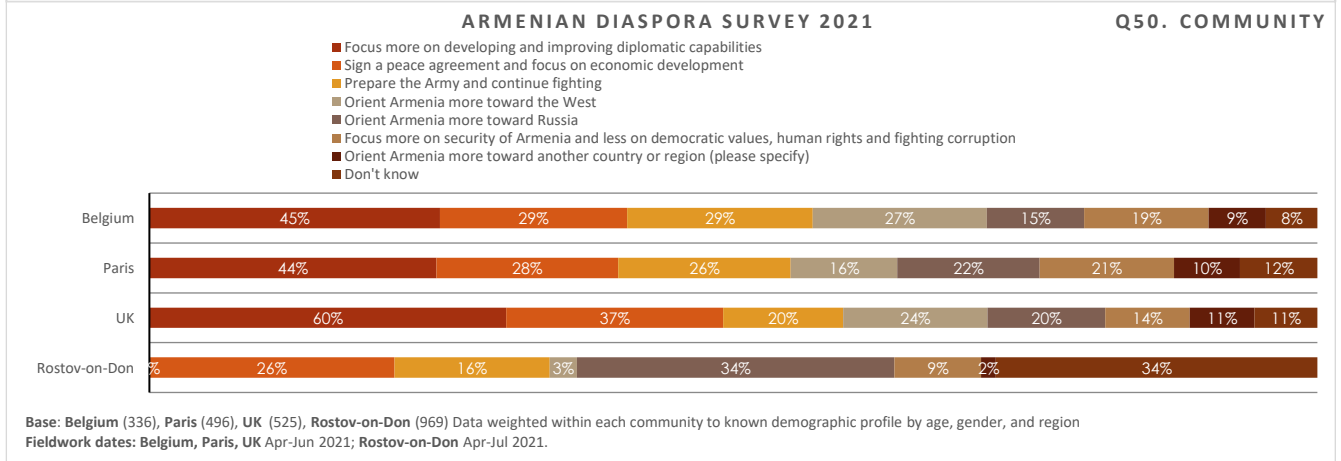
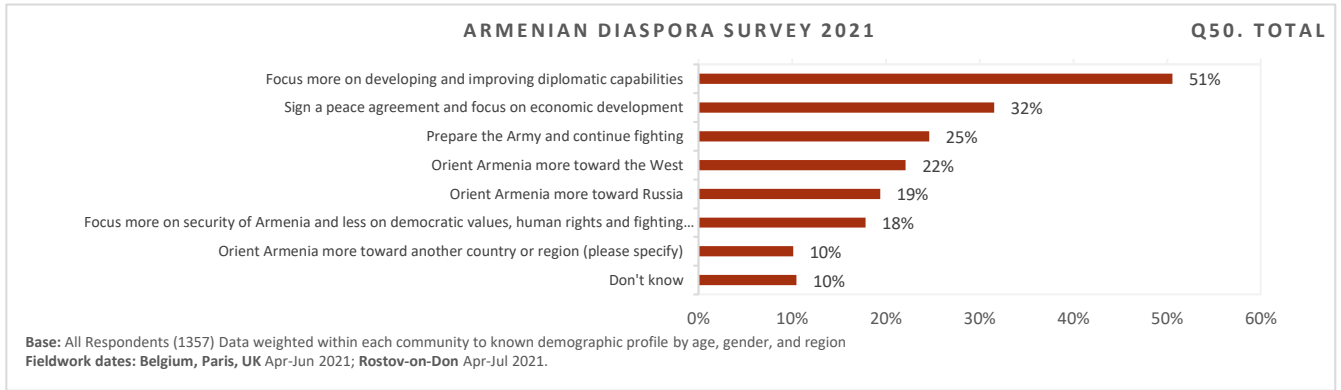
Question 50. If you were advising the Prime Minister of Armenia regarding Artsakh, what advice would you give?



QUESTION - Multicode	Rostov-on-Don	Age			
		16-24	25-34	35-54	55+
Question 50. If you were advising the Prime Minister of Armenia regarding Artsakh, what advice would you give?	BASE=969	203	247	353	173
	%	%	%	%	%
Orient Armenia more toward Russia	34	19	25	34	48
Sign a peace agreement and focus on economic development	26	20	19	23	37
Prepare the Army and continue fighting	16	19	18	17	12
Focus more on security of Armenia and less on democratic values, human rights and fighting corruption	9	12	11	8	7
Orient Armenia more toward the West	3	5	3	3	2
Orient Armenia more toward another country or region (please specify)	2	4	1	1	1
Focus more on developing and improving diplomatic capabilities	0	0	0	0	0
Don't know	34	42	42	34	25

QUESTION - Multicode	Rostov-on-Don	GENDER		FIRST ARRIVED		
		Male	Female	You	A parent	Grandparent / Earlier gen
Question 50. If you were advising the Prime Minister of Armenia regarding Artsakh, what advice would you give?	BASE=969	438	539	126	311	532
	%	%	%	%	%	%
Orient Armenia more toward Russia	34	35	31	31	28	36
Sign a peace agreement and focus on economic development	26	18	34	16	12	33
Prepare the Army and continue fighting	16	22	9	32	27	9
Focus more on security of Armenia and less on democratic values, human rights and fighting corruption	9	9	9	8	12	8
Orient Armenia more toward the West	3	4	2	3	3	3
Orient Armenia more toward another country or region (please specify)	2	1	2	3	0	2
Focus more on developing and improving diplomatic capabilities	0	0	0	0	0	0
Don't know	34	35	34	34	38	32

Question 50. If you were advising the Prime Minister of Armenia regarding Artsakh, what advice would you give?



QUESTION - Multicode	Western Europe	COMMUNITY				AGE			
		Belgium	Paris	UK	Rostov-on-Don	16-24	25-34	35-54	55+
Question 50. If you were advising the Prime Minister of Armenia regarding Artsakh, what advice would you give?	Base=1357	336	496	525	969	173	207	429	548
	%	%	%	%	%	%	%	%	%
Focus more on developing and improving diplomatic capabilities	51	45	44	60	0	55	52	49	50
Sign a peace agreement and focus on economic development	32	29	28	37	26	23	29	29	38
Prepare the Army and continue fighting	25	29	26	20	16	41	29	25	18
Orient Armenia more toward the West	22	27	16	24	3	25	30	24	17
Orient Armenia more toward Russia	19	15	22	20	34	18	18	15	24
Focus more on security of Armenia and less on democratic values, human rights and fighting corruption	18	19	21	14	9	28	16	17	16
Orient Armenia more toward another country or region (please specify)	10	9	10	11	2	24	9	12	5
Don't know	10	8	12	11	34	13	8	10	11

QUESTION - Multicode	Western Europe	GENDER		FIRST ARRIVED		
		Male	Female	You	A parent	Grandparent / Earlier gen
Question 50. If you were advising the Prime Minister of Armenia regarding Artsakh, what advice would you give?	Base=1357	658	699	399	488	359
	%	%	%	%	%	%
Focus more on developing and improving diplomatic capabilities	51	51	50	62	52	52
Sign a peace agreement and focus on economic development	32	31	32	35	35	34
Prepare the Army and continue fighting	25	31	18	24	28	28
Orient Armenia more toward the West	22	22	22	22	27	23
Orient Armenia more toward Russia	19	26	14	21	21	21
Focus more on security of Armenia and less on democratic values, human rights and fighting corruption	18	18	17	18	21	19
Orient Armenia more toward another country or region (please specify)	10	13	7	10	10	14
Don't know	10	9	12	7	11	16

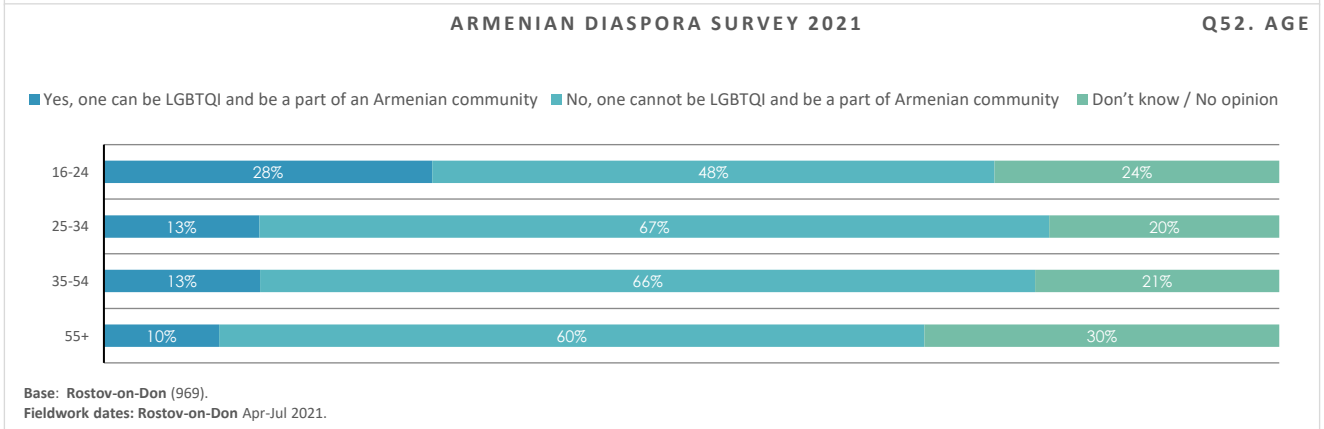
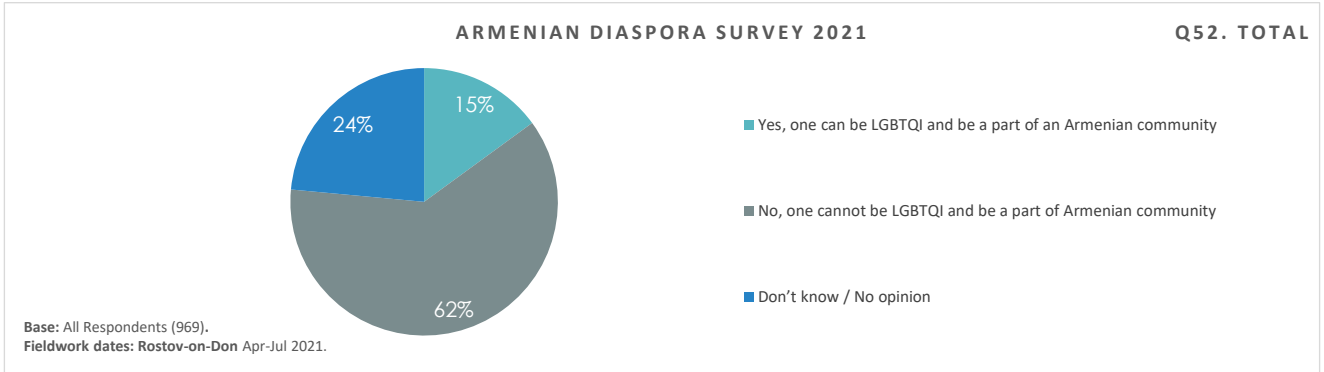
Question 50. Other. If you were advising the Prime Minister of Armenia regarding Artsakh, what advice would you give? Please select all that apply.

Rostov on Don			
	Question 50. Other. If you were advising the Prime Minister of Armenia regarding Artsakh, what advice would you give? Please select all that apply.	N	%
1	Leave your post	4	0.4
2	Comprehensive training and rearmament of the armed forces, militarization of society, the introduction of an effective information war	3	0.3
3	From the very beginning it was necessary to solve the problem	3	0.3
4	Victory or death, no other options	3	0.3
5	Ask the people	2	0.2
6	Fulfill the urgent request of Garegin II	2	0.2
7	Return losses, if necessary by any means	2	0.2
8	To be a tougher politician, you need to strengthen the army and release your own modern weapons, bring famous scientists back to their homeland	2	0.2
Total		977	100%

Question 50. Other. If you were advising the Prime Minister of Armenia regarding Artsakh, what advice would you give? Please select all that apply.

Western Europe			
	Question 50. Other. If you were advising the Prime Minister of Armenia regarding Artsakh, what advice would you give? Please select all that apply.	N	%
1	Orient Armenia towards whichever countries will improve and help the nation.	13	0.9
2	Shia crescent, China and maintain relationship with Russia.	5	0.4
3	Seek advice from high-level professionals in the diaspora	4	0.3
4	Bring back what was stolen from the people. Fortify the borders. Create a mighty army with contemporary tech, have own military factories	3	0.2
5	China, India - focus on security of Armenia BY fighting for corruption - Prepre the Army always regardless !	3	0.2
6	China/Iran	3	0.2
7	Focus on security while respecting democratic values	3	0.2
8	Resign	3	0.2
9	These different objectives are not contradictory.	3	0.2
10	To build the country, to develop the economy, absolutely without the Turks, to invest in the field of science and education, to develop the IT sector, to establish the production of new energy sources, to use the energy of the wind. Find new partners	3	0.2
11	Always prepare army strong one , but dont fight yet unless noother option	2	0.1
12	Build up the Army as a defensive measure, not to instigate war	2	0.1
13	China	2	0.1
14	Do what Robert Kocharyan did during his first term. Have a strong economy, get closer to Iran and Russia, increase the defense budget. Establish a real Diaspora-Armenia link. Promote the repatriation of Armenians.	2	0.1
15	Expose Turkish collusion with Russia which caused the crisis	2	0.1
16	Iran, France, China, Arab countries, India, Germany, Japan.	2	0.1
17	Nikol has to leave	2	0.1
18	Prepare army anyway	2	0.1
19	There will be peace, but it is very difficult	2	0.1
	Total	1357	100%

Question 52. In your view, is being part of an Armenian community compatible with being LGBTQI?



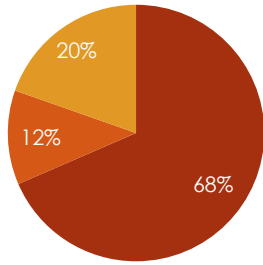
QUESTION - Single code	Rostov-on-Don	Age			
		16-24	25-34	35-54	55+
Question 52. In your view, is being part of an Armenian community compatible with being LGBTQI?	BASE=969	203	247	353	173
	%	%	%	%	%
Yes, one can be LGBTQI and be a part of an Armenian community	15	28	13	13	10
No, one cannot be LGBTQI and be a part of Armenian community	62	48	67	66	60
Don't know / No opinion	24	24	20	21	30
TOTAL	100	100	100	100	100

QUESTION - Single code	Rostov-on-Don	GENDER		FIRST ARRIVED		
		Male	Female	You	A parent	Grandparent / Earlier gen
Question 52. In your view, is being part of an Armenian community compatible with being LGBTQI?	BASE=969	438	539	126	311	532
	%	%	%	%	%	%
Yes, one can be LGBTQI and be a part of an Armenian community	15	9	21	15	17	14
No, one cannot be LGBTQI and be a part of Armenian community	62	73	49	62	65	60
Don't know / No opinion	24	18	30	23	18	26
TOTAL	100	100	100	100	100	100

Question 52. In your view, is being part of an Armenian community compatible with being LGBTQI?

ARMENIAN DIASPORA SURVEY 2021

Q52. TOTAL



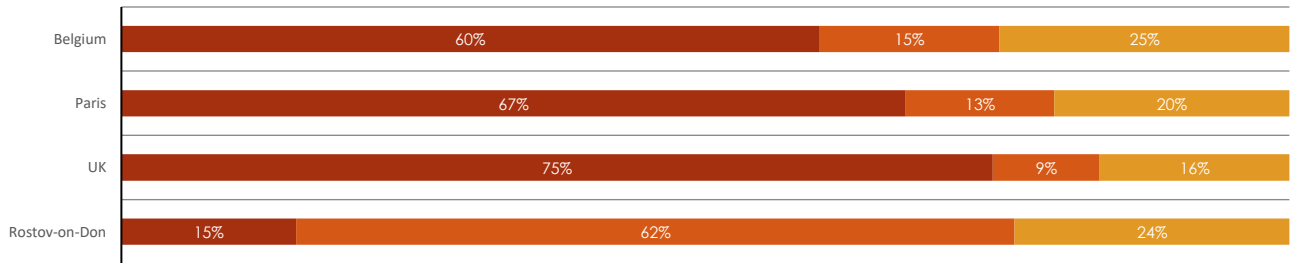
- Yes, one can be LGBTQI and be a part of an Armenian community
- No, one cannot be LGBTQI and be a part of Armenian community
- Don't know / No opinion

Base: All Respondents (1186) Data weighted within each community to known demographic profile by age, gender, and region.
Fieldwork dates: Belgium, Paris, UK Apr-Jun 2021; Rostov-on-Don Apr-Jul 2021.

ARMENIAN DIASPORA SURVEY 2021

Q52. COMMUNITY

- Yes, one can be LGBTQI and be a part of an Armenian community
- No, one cannot be LGBTQI and be a part of Armenian community
- Don't know / No opinion

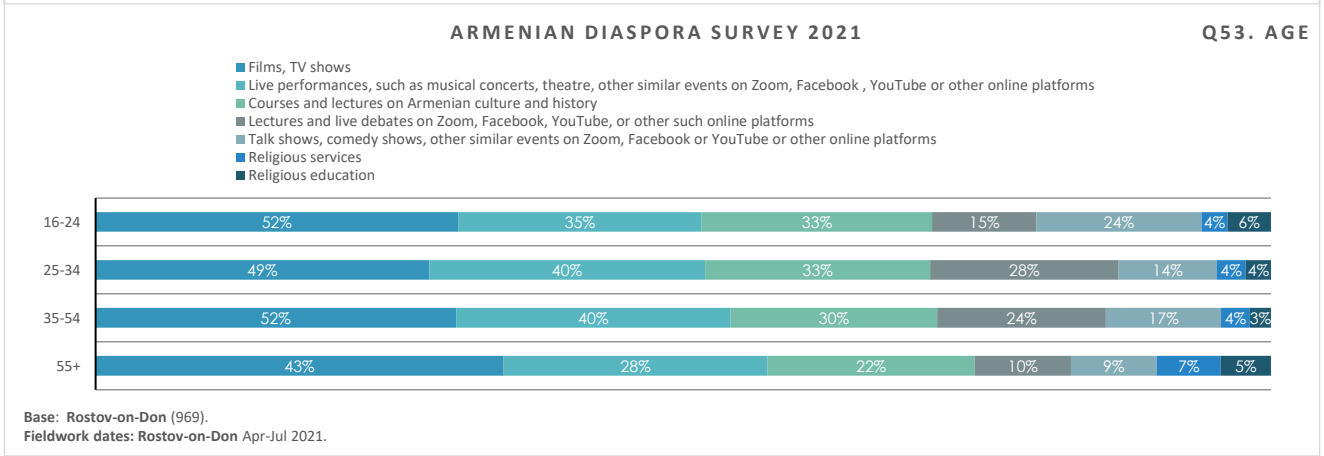
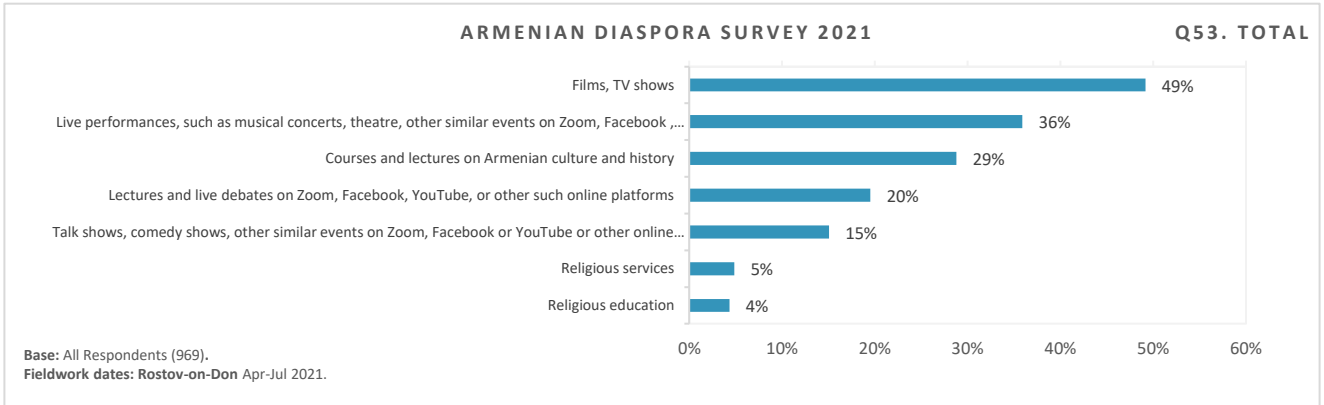


Base: Belgium (279), Paris (415), UK (492), Rostov-on-Don (969) Data weighted within each community to known demographic profile by age, gender, and region
Fieldwork dates: Belgium, Paris, UK Apr-Jun 2021; Rostov-on-Don Apr-Jul 2021.

QUESTION - Single code	Western Europe	COMMUNITY				AGE			
		Belgium	Paris	UK	Rostov-on-Don	16-24	25-34	35-54	55+
Question 52. In your view, is being part of an Armenian community compatible with being LGBTQI?	Base=1186	279	415	492	969	159	182	366	478
	%	%	%	%	%	%	%	%	%
Yes, one can be LGBTQI and be a part of an Armenian community	68	60	67	75	15	57	65	66	75
No, one cannot be LGBTQI and be a part of Armenian community	12	15	13	9	62	28	13	13	5
Don't know / No opinion	20	25	20	16	24	15	21	21	19
TOTAL	100	100	100	100	100	100	100	100	100

QUESTION - Single code	Western Europe	GENDER		FIRST ARRIVED		
		Male	Female	You	A parent	Grandparent / Earlier gen
Question 52. In your view, is being part of an Armenian community compatible with being LGBTQI?	Base=1186	575	611	373	479	332
	%	%	%	%	%	%
Yes, one can be LGBTQI and be a part of an Armenian community	68	66	71	65	70	71
No, one cannot be LGBTQI and be a part of Armenian community	12	16	8	12	12	12
Don't know / No opinion	20	17	22	23	18	17
TOTAL	100	100	100	100	100	100

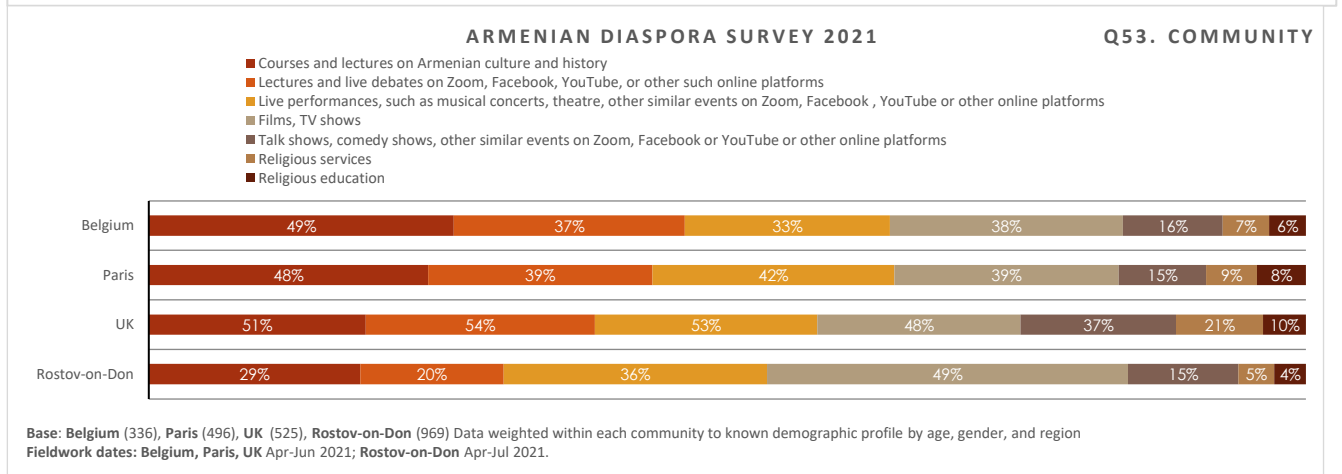
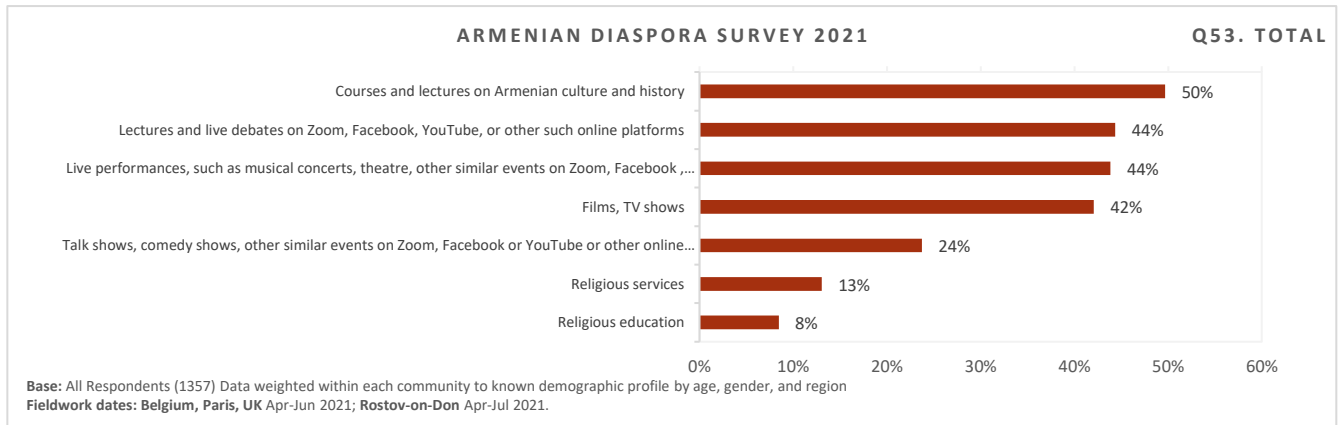
Question 53. What kind of online Armenian events would you be most interested in?



QUESTION - Multicode	Rostov-on-Don	Age			
		16-24	25-34	35-54	55+
Question 53. What kind of online Armenian events would you be most interested in?	BASE=969	203	247	353	173
	%	%	%	%	%
Films, TV shows	49	52	49	52	43
Live performances, such as musical concerts, theatre, other similar events on Zoom, Facebook , YouTube or other online platforms	36	35	40	40	28
Courses and lectures on Armenian culture and history	29	33	33	30	22
Lectures and live debates on Zoom, Facebook, YouTube, or other such online platforms	20	15	28	24	10
Talk shows, comedy shows, other similar events on Zoom, Facebook or YouTube or other online platforms	15	24	14	17	9
Religious services	5	4	4	4	7
Religious education	4	6	4	3	5

QUESTION - Multicode	Rostov-on-Don	GENDER		FIRST ARRIVED		
		Male	Female	You	A parent	Grandparent / Earlier gen
Question 53. What kind of online Armenian events would you be most interested in?	BASE=969	438	539	126	311	532
	%	%	%	%	%	%
Films, TV shows	49	52	45	71	56	42
Live performances, such as musical concerts, theatre, other similar events on Zoom, Facebook , YouTube or other online platforms	36	34	37	29	36	37
Courses and lectures on Armenian culture and history	29	28	30	34	37	25
Lectures and live debates on Zoom, Facebook, YouTube, or other such online platforms	20	26	13	34	28	13
Talk shows, comedy shows, other similar events on Zoom, Facebook or YouTube or other online platforms	15	16	15	9	20	14
Religious services	5	4	6	4	6	4
Religious education	4	5	3	5	7	3

Question 53. What kind of online Armenian events would you be most interested in?



QUESTION - Multicode	Western Europe	COMMUNITY				AGE			
		Belgium	Paris	UK	Rostov-on-Don	16-24	25-34	35-54	55+
Question 53. What kind of online Armenian events would you be most interested in?	Base=1357	336	496	525	969	173	207	429	548
	%	%	%	%	%	%	%	%	%
Courses and lectures on Armenian culture and history	50	49	48	51	29	46	48	52	49
Lectures and live debates on Zoom, Facebook, YouTube, or other such online platforms	44	37	39	54	20	57	45	41	42
Live performances, such as musical concerts, theatre, other similar events on Zoom, Facebook, YouTube or other online platforms	44	33	42	53	36	45	39	43	46
Films, TV shows	42	38	39	48	49	42	46	45	38
Talk shows, comedy shows, other similar events on Zoom, Facebook or YouTube or other online platforms	24	16	15	37	15	33	26	24	19
Religious services	13	7	9	21	5	24	10	12	12
Religious education	8	6	8	10	4	11	11	10	6

QUESTION - Multicode	Western Europe	GENDER		FIRST ARRIVED		
		Male	Female	You	A parent	Grandparent / Earlier gen
Question 53. What kind of online Armenian events would you be most interested in?	Base=1357	658	699	399	488	359
	%	%	%	%	%	%
Courses and lectures on Armenian culture and history	50	47	52	54	52	57
Lectures and live debates on Zoom, Facebook, YouTube, or other such online platforms	44	43	45	49	45	52
Live performances, such as musical concerts, theatre, other similar events on Zoom, Facebook, YouTube or other online platforms	44	40	47	48	47	47
Films, TV shows	42	43	41	47	48	42
Talk shows, comedy shows, other similar events on Zoom, Facebook or YouTube or other online platforms	24	23	25	27	27	22
Religious services	13	16	10	13	13	18
Religious education	8	8	9	9	10	8

Question 53. What kind of online Armenian events would you be most interested in?

Rostov on Don			
	Question 53. What kind of online Armenian events would you be most interested in?	N	%
	<i>None/Don't know</i>	99	9%
	Total	977	100%

Question 53. What kind of online Armenian events would you be most interested in?

Western Europe			
	Question 53. What kind of online Armenian events would you be most interested in?	N	%
1	<i>None</i>	23	1.7%
2	Cooking	6	0.5%
3	Language courses	5	0.3%
4	Political and citizen participation	4	0.3%
5	Educational	3	0.2%
6	Military course	3	0.2%
7	Dating	2	0.1%
8	Religious services	1	0.1%
9	Events showing how Armenians around the world experienced the pandemic. And what concrete solutions they found in the face of the pandemic.	1	0.1%
10	Armenian humor	1	0.1%
11	Bring together all those who have Ottoman title deeds	1	0.1%
12	Economic development	1	0.1%
13	Sports meetings	1	0.1%
14	Photography	1	0.1%
15	Documentaries, reports on Armenia / Artsakh / Diaspora on FB, YouTube	1	0.1%
16	Online radio broadcasts	1	0.1%
17	Excursions to museums, galleries or places of interest	1	0.1%
18	Joint project between diaspora people and feedback from repats	1	0.1%
Total		1357	100%

Question 55. Other. Many Armenians hold citizenship in more than one country. Please indicate the countries where you are a citizen. Please include the country where you currently live if you are a citizen.

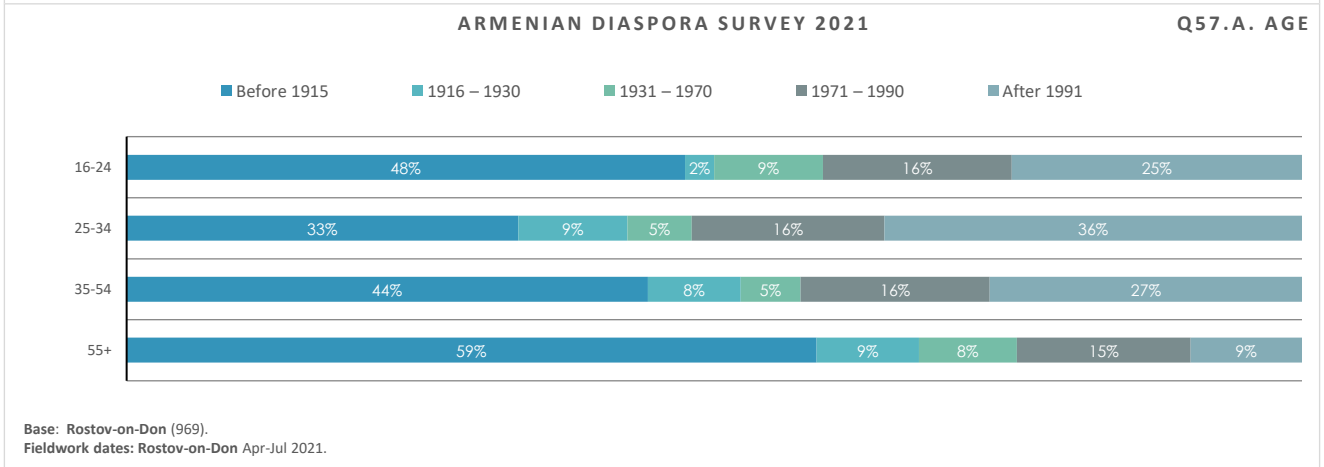
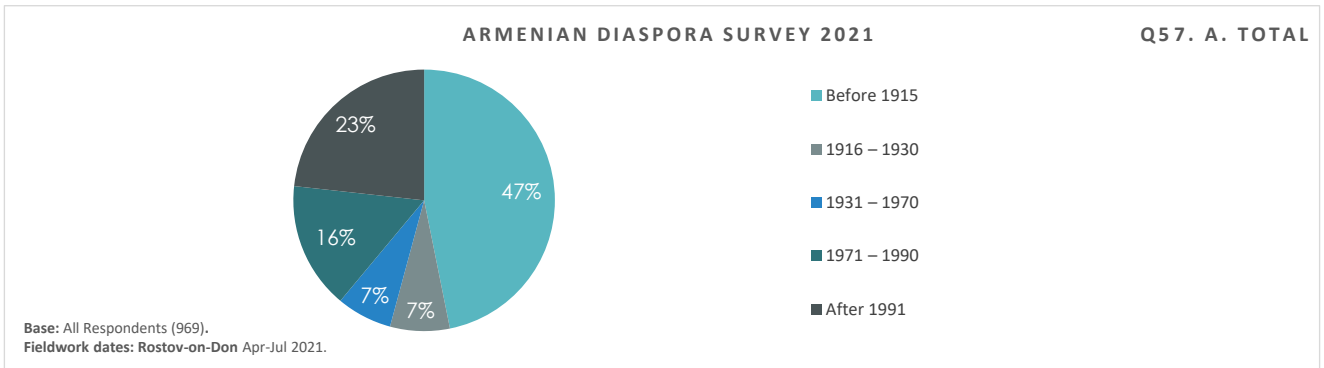
Rostov on Don			
	Question 55. Other. Many Armenians hold citizenship in more than one country. Please indicate the countries where you are a citizen. Please include the country where you currently live if you are a citizen.	N	%
1	RUSSIA	723	74
2	ARMENIA	166	16.9
3	GEORGIA	36	3.7
4	AZERBAIJAN	30	3.1
5	NKR	9	1.0
6	TURKEY	3	0.3
7	ABKHAZIA	2	0.2
8	GERMANY	0	0
Total		977	100%

WESTERN EUROPE

Question 55. Other. Many Armenians hold citizenship in more than one country. Please indicate the countries where you are a citizen. Please include the country where you currently live if you are a citizen.

Western Europe			
	Question 55. Other. Many Armenians hold citizenship in more than one country. Please indicate the countries where you are a citizen. Please include the country where you currently live if you are a citizen.	N	%
1	FRANCE	335	24.7
2	ARMENIA	218	16.1
3	UK	177	13.0
4	BELGIUM	95	7.0
5	IRAN	95	7.0
6	LEBANON	59	4.4
7	TURKEY	41	3.0
8	SYRIA	37	2.7
9	CYPRUS	21	1.6
10	IRAQ	19	1.4
11	USA	15	1.1
12	RUSSIA	12	0.9
13	BULGARIA	8	0.6
14	EGYPT	9	0.6
15	AZERBAIJAN	7	0.5
16	GEORGIA	6	0.4
17	ARGENTINA	3	0.2
18	INDIA	3	0.2
19	PALESTINE	3	0.2
20	ROMANIA	3	0.2
21	AUSTRALIA	2	0.1
22	CANADA	1	0.1
23	FRANCE	1	0.1
24	GERMANY	2	0.1
25	GHANA	2	0.1
26	IRAN	1	0.1
27	ISRAEL	1	0.1
28	ITALY	2	0.1
29	JORDAN	2	0.1
30	KUWAIT	2	0.1
31	NETHERLANDS	2	0.1
32	NKR	2	0.1
33	POLAND	1	0.1
34	SAUDI ARABIA	1	0.1
35	SUDAN	1	0.1
36	SWITZERLAND	1	0.1
37	TURKMENISTAN	1	0.1
38	UKRAINE	1	0.1
39	URUGUAY	1	0.1
40	ETHIOPIA	1	0
41	GREECE	1	0
42	SWEDEN	1	0
43	UZBEKISTAN	1	0
44	WALES	0	0
Total		1357	100%

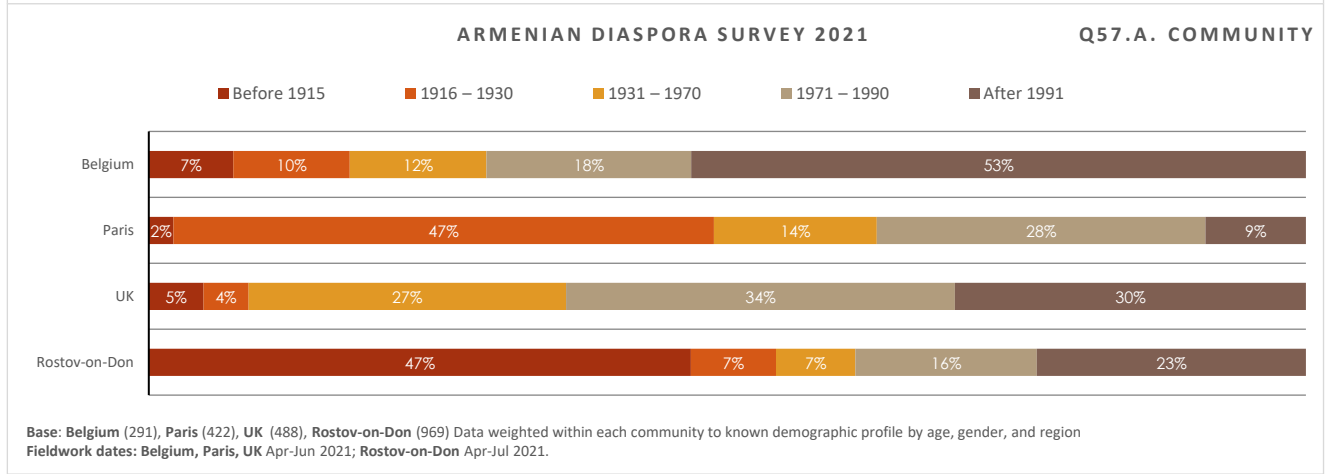
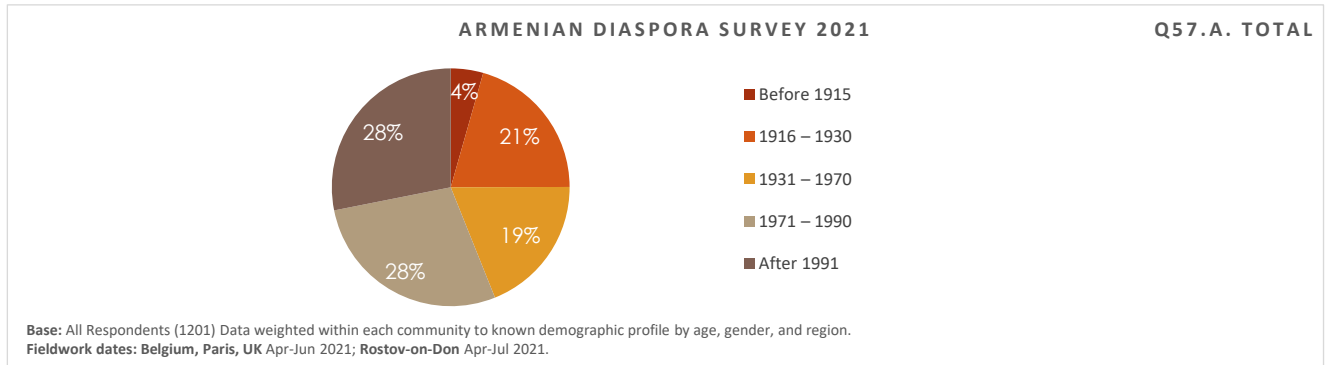
Question 57. A. When did the first Armenian member(s) of your family from either parent’s side settle in Belgium / France / UK / Russia?



QUESTION - Single code	Rostov-on-Don	Age			
		16-24	25-34	35-54	55+
Question 57. A. When did the first Armenian member(s) of your family from either parent’s side settle in Belgium / France / UK / Russia?	BASE=969	203	247	353	173
	%	%	%	%	%
Before 1915	47	48	33	44	59
1916 – 1930	7	2	9	8	9
1931 – 1970	7	9	5	5	8
1971 – 1990	16	16	16	16	15
After 1991	23	25	36	27	9
TOTAL	100	100	100	100	100

QUESTION - Single code	Rostov-on-Don	GENDER		FIRST ARRIVED		
		Male	Female	You	A parent	Grandparent / Earlier gen
Question 57. A. When did the first Armenian member(s) of your family from either parent’s side settle in Belgium / France / UK / Russia?	BASE=969	438	539	126	311	532
	%	%	%	%	%	%
Before 1915	47	39	56	0	1	71
1916 – 1930	7	8	7	0	5	10
1931 – 1970	7	6	8	3	14	5
1971 – 1990	16	18	13	23	32	9
After 1991	23	30	16	75	49	5
TOTAL	100	100	100	100	100	100

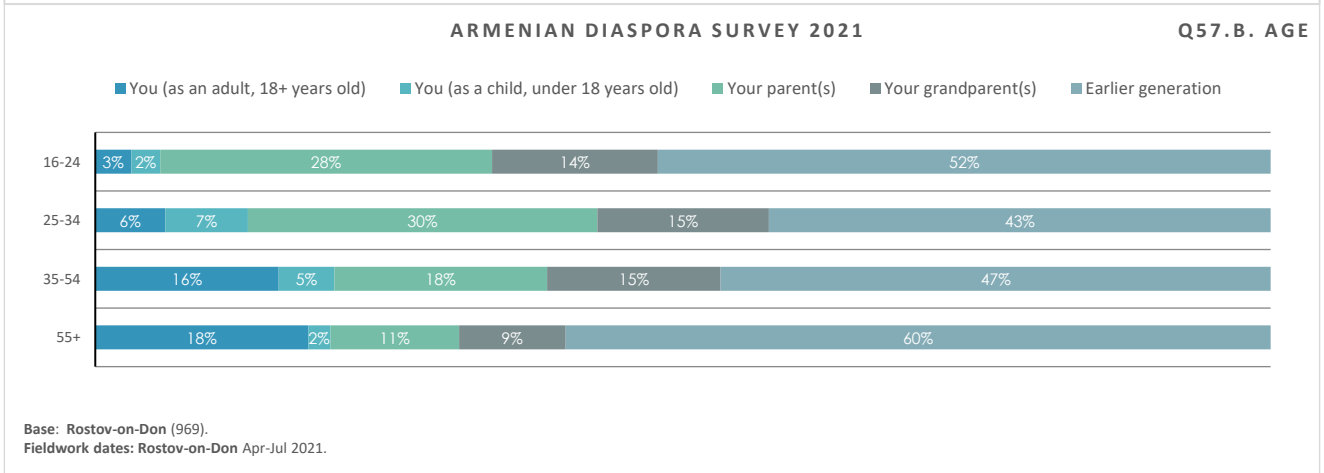
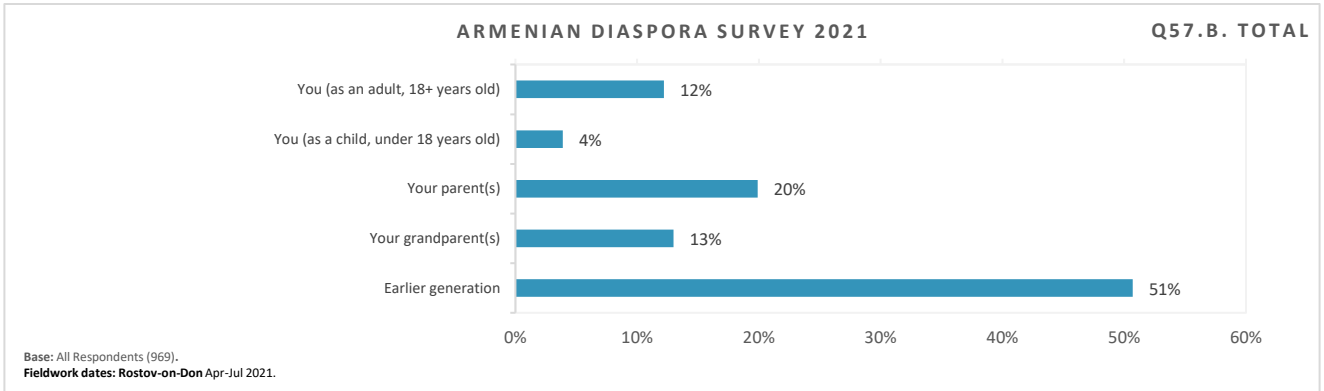
Question 57. A. When did the first Armenian member(s) of your family from either parent's side settle in Belgium / France / UK / Russia?



QUESTION - Single code	Western Europe	COMMUNITY				AGE			
		Belgium	Paris	UK	Rostov-on-Don	16-24	25-34	35-54	55+
Question 57. A. When did the first Armenian member(s) of your family from either parent's side settle in Belgium / France / UK / Russia?	Base=1201	291	422	488	969	153	182	365	501
	%	%	%	%	%	%	%	%	%
Before 1915	4	7	2	5	47	1	3	2	8
1916 – 1930	21	10	47	4	7	10	13	18	29
1931 – 1970	19	12	14	27	7	26	10	16	22
1971 – 1990	28	18	28	34	16	29	32	22	31
After 1991	28	53	9	30	23	35	42	42	11
TOTAL	100	100	100	100	100	100	100	100	100

QUESTION - Single code	Western Europe	GENDER		FIRST ARRIVED		
		Male	Female	You	A parent	Grandparent / Earlier gen
Question 57. A. When did the first Armenian member(s) of your family from either parent's side settle in Belgium / France / UK / Russia?	Base=1201	590	611	369	493	339
	%	%	%	%	%	%
Before 1915	4	6	3	1	1	12
1916 – 1930	21	22	19	0	15	50
1931 – 1970	19	21	17	7	24	24
1971 – 1990	28	28	28	35	37	9
After 1991	28	23	33	57	23	6
TOTAL	100	100	100	100	100	100

Question 57. B. And who was this



QUESTION - Single code	Rostov-on-Don	Age			
		16-24	25-34	35-54	55+
Question 57. B. And who was this	BASE=969	203	247	353	173
	%	%	%	%	%
You (as an adult, 18+ years old)	12	3	6	16	18
You (as a child, under 18 years old)	4	2	7	5	2
Your parent(s)	20	28	30	18	11
Your grandparent(s)	13	14	15	15	9
Earlier generation	51	52	43	47	60
TOTAL	100	100	100	100	100

QUESTION - Single code	Rostov-on-Don	GENDER		FIRST ARRIVED		
		Male	Female	You	A parent	Grandparent / Earlier gen
Question 57. B. And who was this	BASE=969	438	539	126	311	532
	%	%	%	%	%	%
You (as an adult, 18+ years old)	12	15	9	100	0	0
You (as a child, under 18 years old)	4	5	3	0	16	0
Your parent(s)	20	21	20	0	84	0
Your grandparent(s)	13	14	12	0	0	21
Earlier generation	51	45	57	0	0	79
TOTAL	100	100	100	100	100	100

Question 57. B. And who was this?

ARMENIAN DIASPORA SURVEY 2021

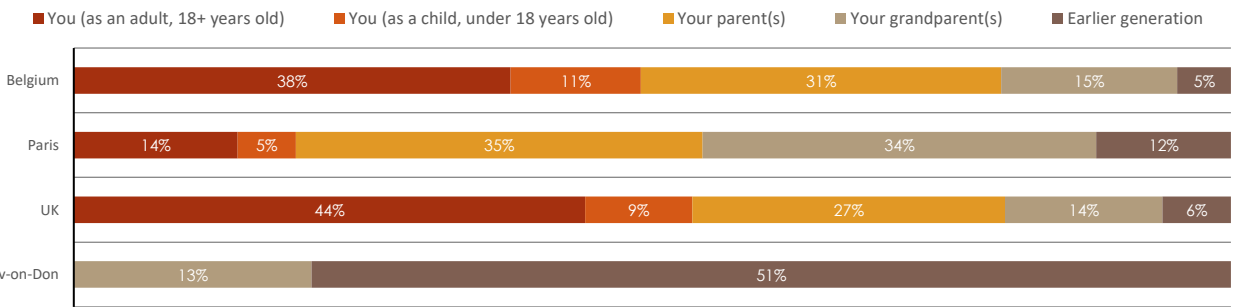
Q57.B. TOTAL



Base: All Respondents (1245) Data weighted within each community to known demographic profile by age, gender, and region.
Fieldwork dates: Belgium, Paris, UK Apr-Jun 2021; Rostov-on-Don Apr-Jul 2021.

ARMENIAN DIASPORA SURVEY 2021

Q57.B. COMMUNITY

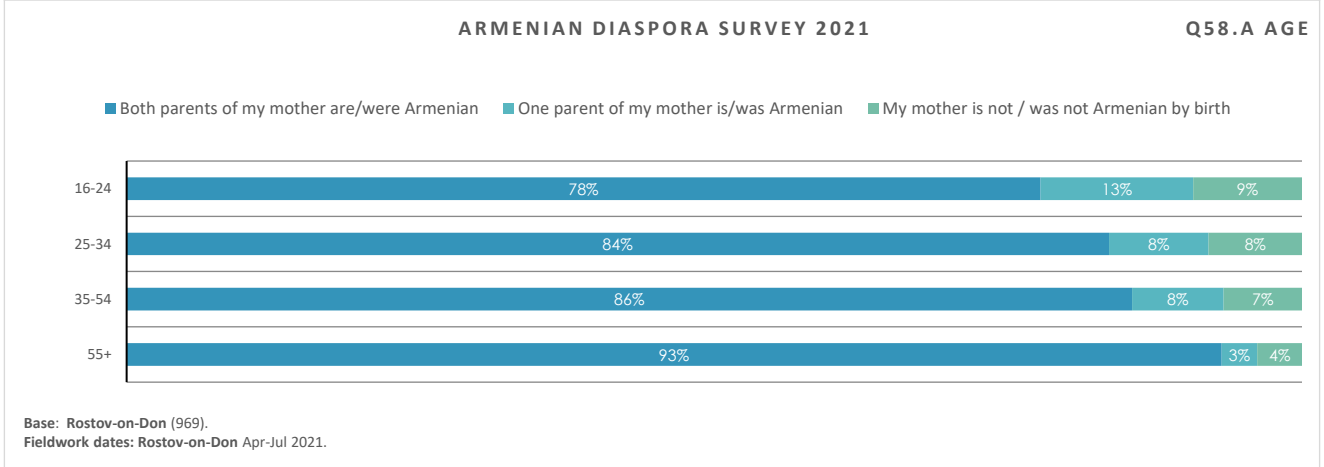
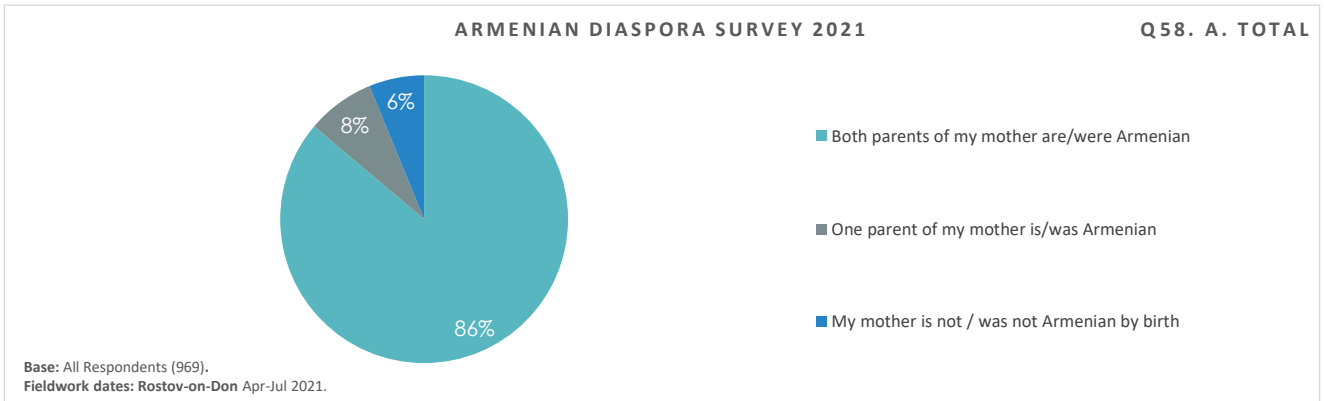


Base: Belgium (304), Paris (435), UK (505), Rostov-on-Don (969) Data weighted within each community to known demographic profile by age, gender, and region
Fieldwork dates: Belgium, Paris, UK Apr-Jun 2021; Rostov-on-Don Apr-Jul 2021.

QUESTION - Single code	Western Europe	COMMUNITY				COMMUNITY			
		Belgium	Paris	UK	Rostov-on-Don	16-24	25-34	35-54	55+
Question 57. B. And who was this?	Base=1245	304	435	505	969	157	193	385	509
	%	%	%	%	%	%	%	%	%
You (as an adult, 18+ years old)	32	38	14	44	0	4	19	41	39
You (as a child, under 18 years old)	8	11	5	9	0	8	8	9	8
Your parent(s)	31	31	35	27	0	40	49	22	28
Your grandparent(s)	21	15	34	14	13	30	11	21	22
Earlier generation	8	5	12	6	51	19	13	8	2
TOTAL	100	100	100	100	64	100	100	100	100

QUESTION - Single code	Western Europe	GENDER		FIRST ARRIVED		
		Male	Female	You	A parent	Grandparent / Earlier gen
Question 57. B. And who was this?	Base=1245	601	644	405	497	343
	%	%	%	%	%	%
You (as an adult, 18+ years old)	32	27	37	100	0	0
You (as a child, under 18 years old)	8	9	7	0	21	0
Your parent(s)	31	30	32	0	79	0
Your grandparent(s)	21	25	18	0	0	73
Earlier generation	8	9	6	0	0	27
TOTAL	100	100	100	100	100	100

Question 58. Are/were your parents Armenian? A. Mother



QUESTION - Single code	Rostov-on-Don	Age			
		16-24	25-34	35-54	55+
Question 58. Are/were your parents Armenian? A. Mother	BASE=969	203	247	353	173
	%	%	%	%	%
Both parents of my mother are/were Armenian	86	78	84	86	93
One parent of my mother is/was Armenian	8	13	8	8	3
My mother is not / was not Armenian by birth	6	9	8	7	4
TOTAL	100	100	100	100	100

QUESTION - Single code	Rostov-on-Don	GENDER		FIRST ARRIVED		
		Male	Female	You	A parent	Grandparent / Earlier gen
Question 58. Are/were your parents Armenian? A. Mother	BASE=969	438	539	126	311	532
	%	%	%	%	%	%
Both parents of my mother are/were Armenian	86	86	85	98	86	84
One parent of my mother is/was Armenian	8	9	6	1	10	8
My mother is not / was not Armenian by birth	6	5	8	1	5	8
TOTAL	100	100	100	100	100	100

Question 58. Are/were your parents Armenian? A. Mother

ARMENIAN DIASPORA SURVEY 2021

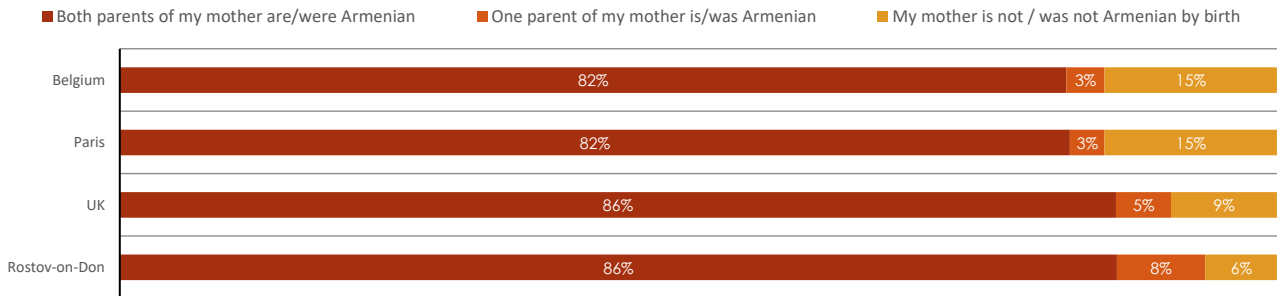
Q58.A. TOTAL



Base: All Respondents (1241) Data weighted within each community to known demographic profile by age, gender, and region.
Fieldwork dates: Belgium, Paris, UK Apr-Jun 2021; Rostov-on-Don Apr-Jul 2021.

ARMENIAN DIASPORA SURVEY 2021

Q58.A. COMMUNITY

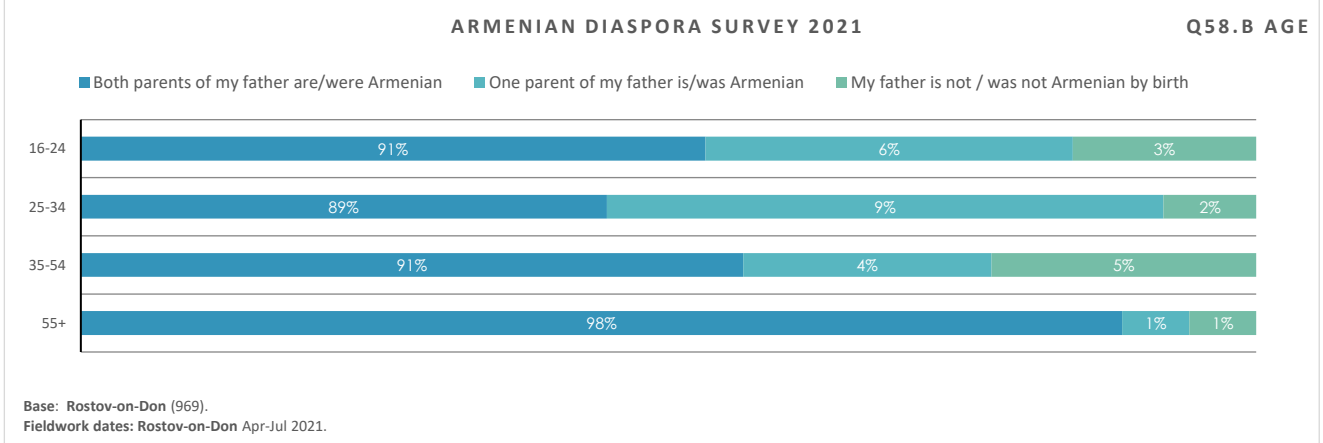
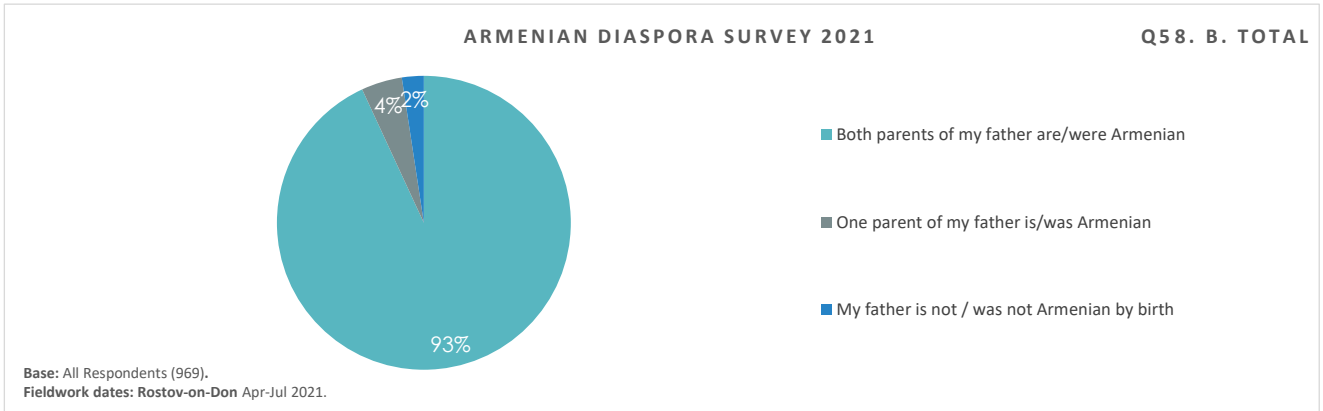


Base: Belgium (305), Paris (432), UK (503), Rostov-on-Don (969) Data weighted within each community to known demographic profile by age, gender, and region
Fieldwork dates: Belgium, Paris, UK Apr-Jun 2021; Rostov-on-Don Apr-Jul 2021.

QUESTION - Single code	Western Europe	COMMUNITY				AGE			
		Belgium	Paris	UK	Rostov-on-Don	16-24	25-34	35-54	55+
Question 58. Are/were your parents Armenian? A. Mother	Base=1241	305	432	503	969	158	190	381	511
	%	%	%	%	%	%	%	%	%
Both parents of my mother are/were Armenian	84	82	82	86	86	83	76	85	85
One parent of my mother is/was Armenian	4	3	3	5	8	5	6	4	2
My mother is not / was not Armenian by birth	13	15	15	9	6	12	17	11	12
TOTAL	100	100	100	100	100	100	100	100	100

QUESTION - Single code	Western Europe	GENDER		FIRST ARRIVED		
		Male	Female	You	A parent	Grandparent / Earlier gen
Question 58. Are/were your parents Armenian? A. Mother	Base=1241	599	642	401	495	341
	%	%	%	%	%	%
Both parents of my mother are/were Armenian	84	82	86	91	81	78
One parent of my mother is/was Armenian	4	3	4	3	4	4
My mother is not / was not Armenian by birth	13	15	10	6	14	18
TOTAL	100	100	100	100	100	100

Question 58. Are/were your parents Armenian? B. Father



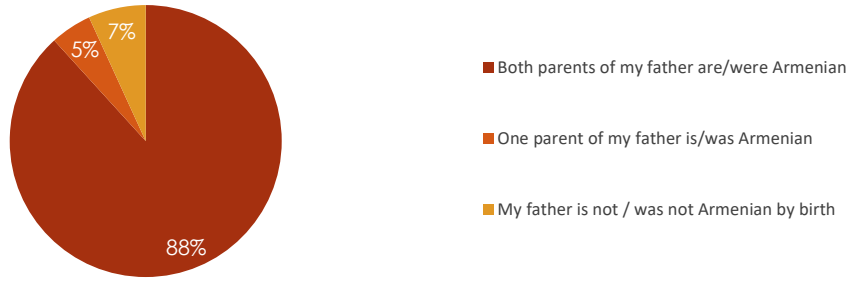
QUESTION - Single code	Rostov-on-Don	Age			
		16-24	25-34	35-54	55+
Question 58. Are/were your parents Armenian? B. Father	BASE=969	203	247	353	173
	%	%	%	%	%
Both parents of my father are/were Armenian	93	91	89	91	98
One parent of my father is/was Armenian	4	6	9	4	1
My father is not / was not Armenian by birth	2	3	2	5	1
TOTAL	100	100	100	100	100

QUESTION - Single code	Rostov-on-Don	GENDER		FIRST ARRIVED		
		Male	Female	You	A parent	Grandparent / Earlier gen
Question 58. Are/were your parents Armenian? B. Father	BASE=969	438	539	126	311	532
	%	%	%	%	%	%
Both parents of my father are/were Armenian	93	92	93	96	96	92
One parent of my father is/was Armenian	4	6	3	4	3	5
My father is not / was not Armenian by birth	2	2	4	0	1	3
TOTAL	100	100	100	100	100	100

Question 58. Are/were your parents Armenian? B. Father

ARMENIAN DIASPORA SURVEY 2021

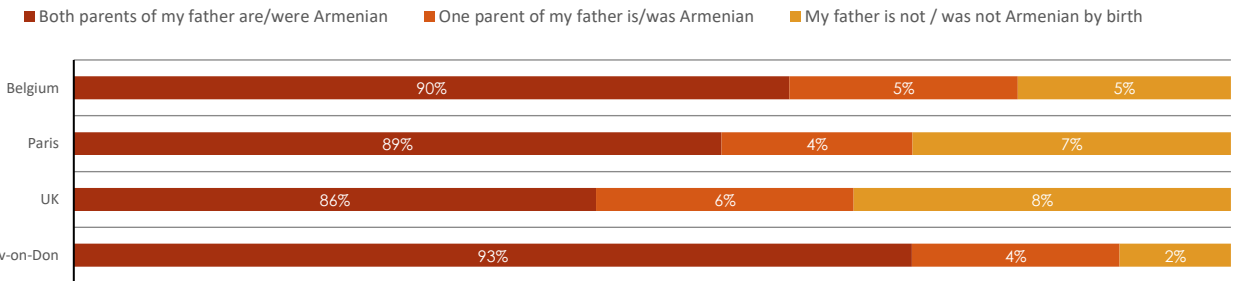
Q58.B. TOTAL



Base: All Respondents (1242) Data weighted within each community to known demographic profile by age, gender, and region.
Fieldwork dates: Belgium, Paris, UK Apr-Jun 2021; Rostov-on-Don Apr-Jul 2021.

ARMENIAN DIASPORA SURVEY 2021

Q58.B. COMMUNITY

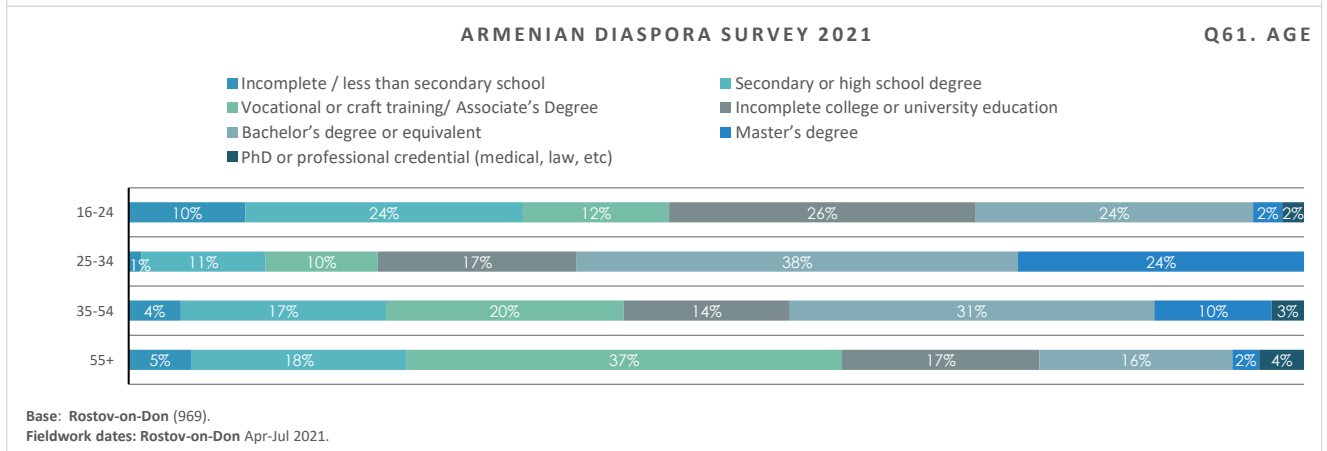
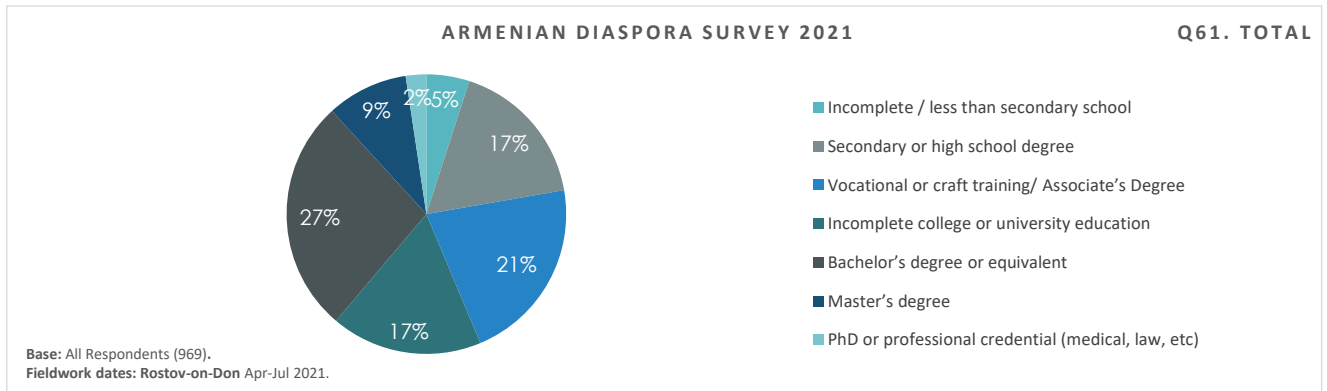


Base: Belgium (306), Paris (434), UK (503), Rostov-on-Don (969) Data weighted within each community to known demographic profile by age, gender, and region
Fieldwork dates: Belgium, Paris, UK Apr-Jun 2021; Rostov-on-Don Apr-Jul 2021.

QUESTION - Single code	Western Europe	COMMUNITY				AGE			
		Belgium	Paris	UK	Rostov-on-Don	16-24	25-34	35-54	55+
Question 58. Are/were your parents Armenian? B. Father	Base=1242	306	434	503	969	159	191	381	511
	%	%	%	%	%	%	%	%	%
Both parents of my father are/were Armenian	88	90	89	86	93	80	86	90	90
One parent of my father is/was Armenian	5	5	4	6	4	6	7	5	4
My father is not / was not Armenian by birth	7	5	7	8	2	14	7	5	6
TOTAL	100	100	100	100	100	100	100	100	100

QUESTION - Single code	Western Europe	GENDER		FIRST ARRIVED		
		Male	Female	You	A parent	Grandparent / Earlier gen
Question 58. Are/were your parents Armenian? B. Father	Base=1242	599	643	400	496	342
	%	%	%	%	%	%
Both parents of my father are/were Armenian	88	87	89	95	92	76
One parent of my father is/was Armenian	5	5	5	2	3	10
My father is not / was not Armenian by birth	7	8	6	3	5	14
TOTAL	100	100	100	100	100	100

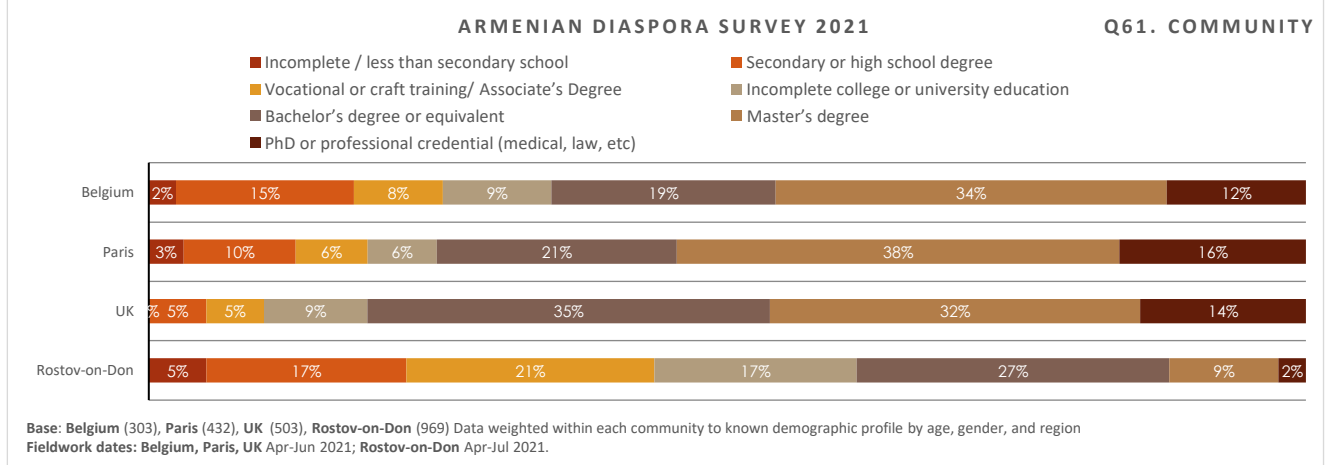
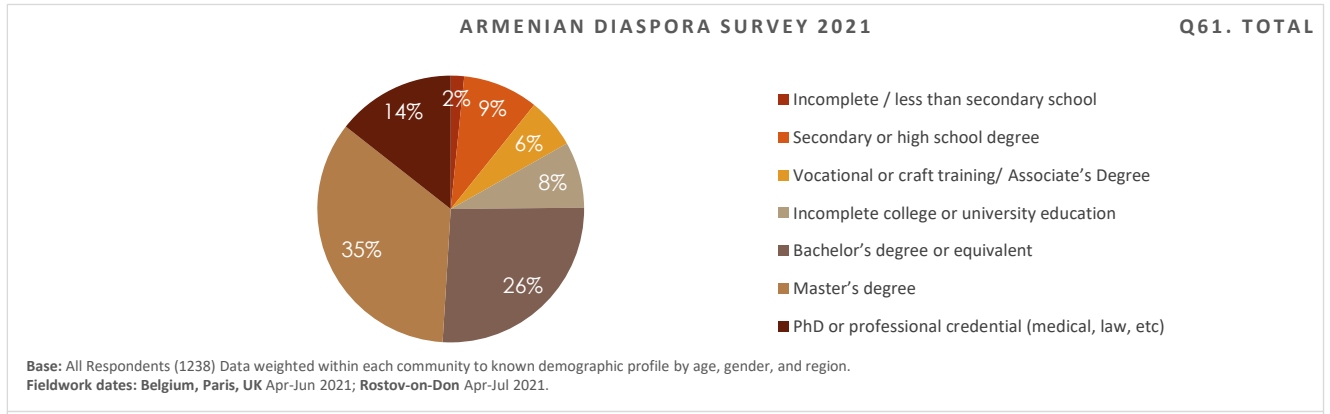
Question 61. What is your highest level of formal education completed?



QUESTION - Single code	Rostov-on-Don	Age			
		16-24	25-34	35-54	55+
Question 61. What is your highest level of formal education completed?	BASE=969	203	247	353	173
	%	%	%	%	%
Incomplete / less than secondary school	5	10	1	4	5
Secondary or high school degree	17	24	11	17	18
Vocational or craft training/ Associate's Degree	21	12	10	20	37
Incomplete college or university education	17	26	17	14	17
Bachelor's degree or equivalent	27	24	38	31	16
Master's degree	9	2	24	10	2
PhD or professional credential (medical, law, etc)	2	2	0	3	4
TOTAL	100	100	100	100	100

QUESTION - Single code	Rostov-on-Don	GENDER		FIRST ARRIVED		
		Male	Female	You	A parent	Grandparent / Earlier gen
Question 61. What is your highest level of formal education completed?	BASE=969	438	539	126	311	532
	%	%	%	%	%	%
Incomplete / less than secondary school	5	6	3	11	5	4
Secondary or high school degree	17	21	13	17	15	18
Vocational or craft training/ Associate's Degree	21	20	23	23	22	21
Incomplete college or university education	17	18	17	25	19	16
Bachelor's degree or equivalent	27	22	33	9	25	31
Master's degree	9	11	8	14	12	7
PhD or professional credential (medical, law, etc)	2	2	3	1	2	3
TOTAL	100	100	100	100	100	100

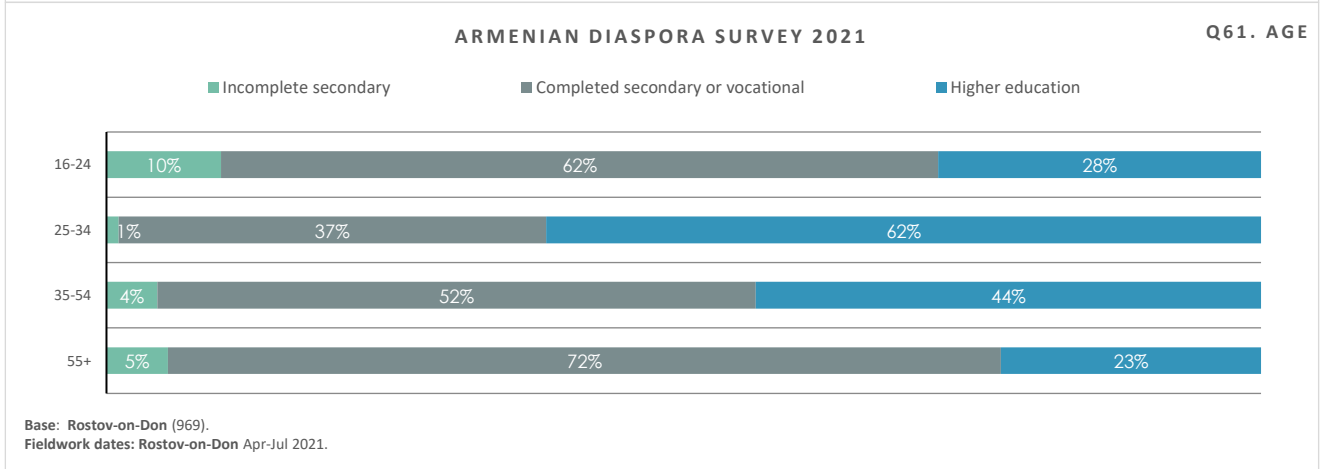
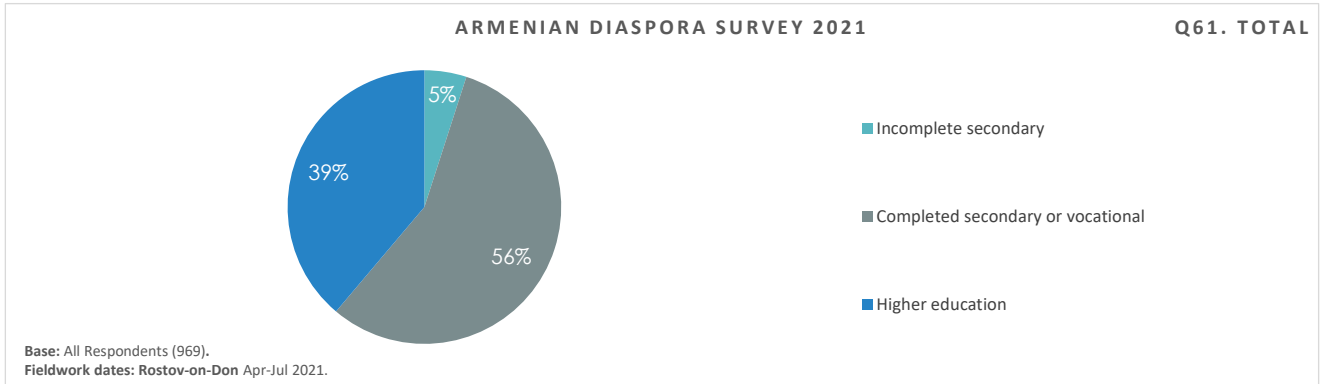
Question 61. What is your highest level of formal education completed?



QUESTION - Single code	Western Europe	COMMUNITY				AGE			
		Belgium	Paris	UK	Rostov-on-Don	16-24	25-34	35-54	55+
Question 61. What is your highest level of formal education completed?	Base=1238	303	432	503	969	157	193	380	508
	%	%	%	%	%	%	%	%	%
Incomplete / less than secondary school	2	2	3	0	5	3	0	1	2
Secondary or high school degree	9	15	10	5	17	12	7	7	11
Vocational or craft training/ Associate's Degree	6	8	6	5	21	2	3	7	8
Incomplete college or university education	8	9	6	9	17	29	4	3	7
Bachelor's degree or equivalent	26	19	21	35	27	39	25	24	24
Master's degree	35	34	38	32	9	14	53	44	27
PhD or professional credential (medical, law, etc)	14	12	16	14	2	1	9	14	21
TOTAL	100	100	100	100	100	100	100	100	100

QUESTION - Single code	Western Europe	GENDER		FIRST ARRIVED		
		Male	Female	You	A parent	Grandparent / Earlier gen
Question 61. What is your highest level of formal education completed?	Base=1238	599	640	400	494	339
	%	%	%	%	%	%
Incomplete / less than secondary school	2	3	0	1	2	3
Secondary or high school degree	9	8	10	5	13	9
Vocational or craft training/ Associate's Degree	6	6	6	7	6	5
Incomplete college or university education	8	10	6	5	7	13
Bachelor's degree or equivalent	26	25	27	28	28	21
Master's degree	35	34	35	39	31	34
PhD or professional credential (medical, law, etc)	14	15	14	14	14	16
TOTAL	100	100	100	100	100	100

Question 61. What is your highest level of formal education completed?



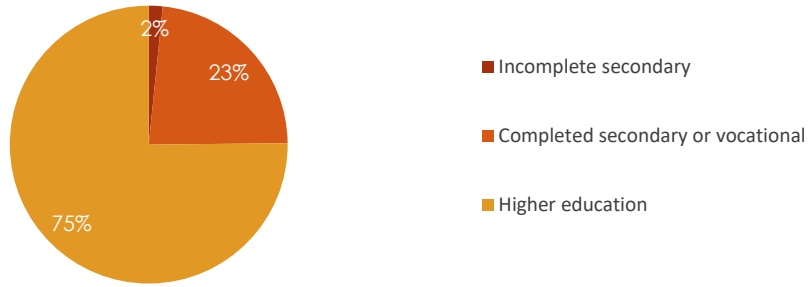
QUESTION - Single code, grouped	Rostov-on-Don	Age			
		16-24	25-34	35-54	55+
Question 61. What is your highest level of formal education completed?	BASE=969	203	247	353	173
	%	%	%	%	%
Incomplete secondary	5	10	1	4	5
Completed secondary or vocational	56	62	37	52	72
Higher education	39	28	62	44	23
TOTAL	100	100	100	100	100

QUESTION - Single code, grouped	Rostov-on-Don	GENDER		FIRST ARRIVED		
		Male	Female	You	A parent	Grandparent / Earlier gen
Question 61. What is your highest level of formal education completed?	BASE=969	438	539	126	311	532
	%	%	%	%	%	%
Incomplete secondary	5	6	3	11	5	4
Completed secondary or vocational	56	59	53	64	56	55
Higher education	39	35	44	25	39	42
TOTAL	100	100	100	100	100	100

Question 61. What is your highest level of formal education completed?

ARMENIAN DIASPORA SURVEY 2021

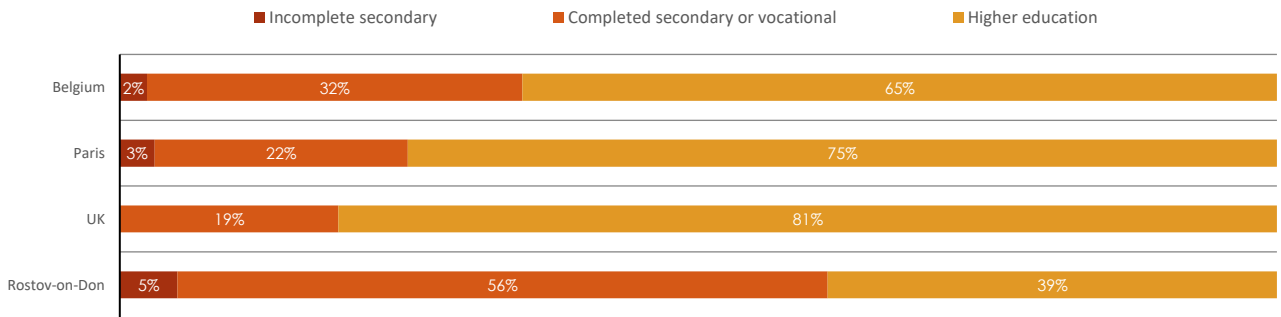
Q61. TOTAL



Base: All Respondents (1238) Data weighted within each community to known demographic profile by age, gender, and region.
Fieldwork dates: Belgium, Paris, UK Apr-Jun 2021; Rostov-on-Don Apr-Jul 2021.

ARMENIAN DIASPORA SURVEY 2021

Q61. COMMUNITY

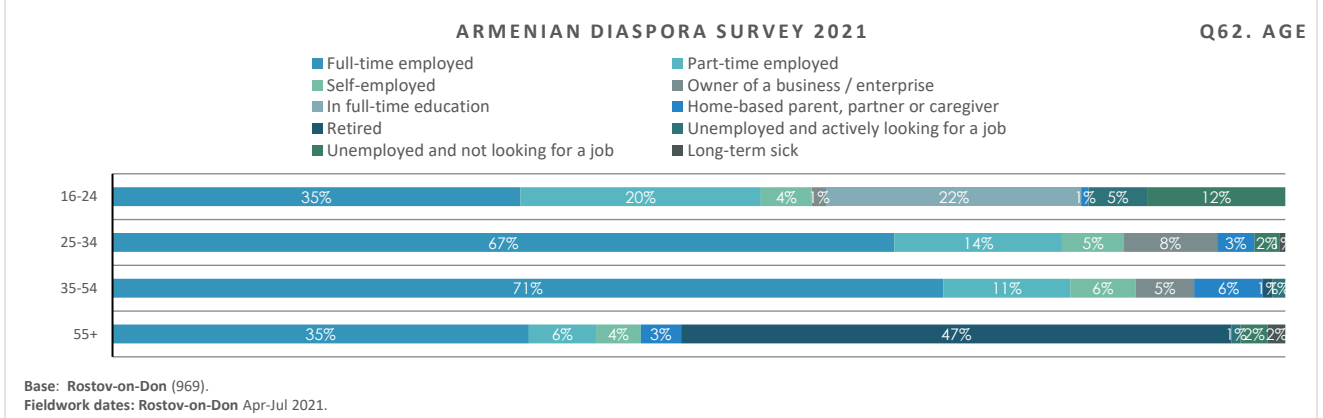
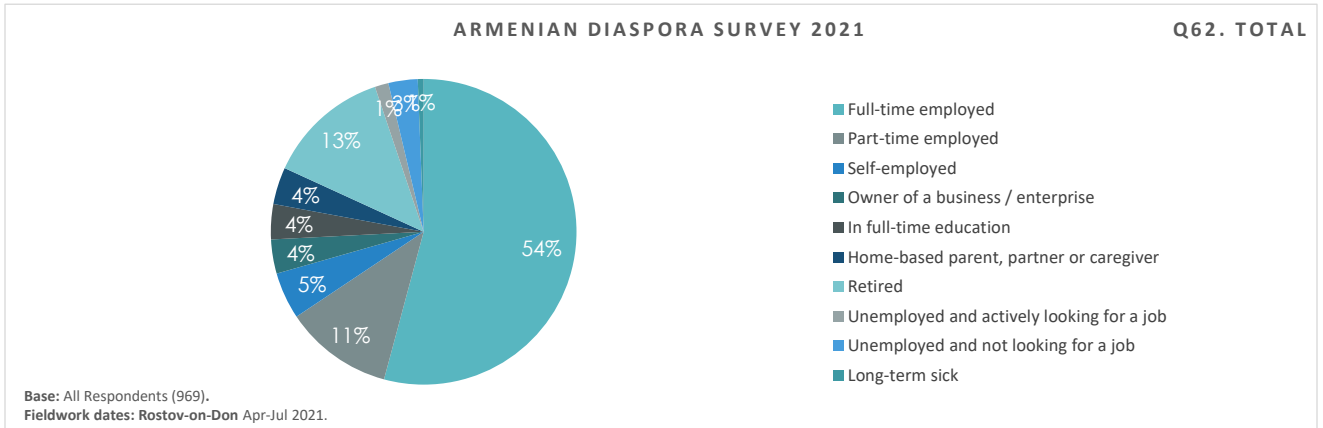


Base: Belgium (303), Paris (432), UK (503), Rostov-on-Don (969) Data weighted within each community to known demographic profile by age, gender, and region
Fieldwork dates: Belgium, Paris, UK Apr-Jun 2021; Rostov-on-Don Apr-Jul 2021.

QUESTION - Single code, grouped	Western Europe	COMMUNITY				AGE			
		Belgium	Paris	UK	Rostov-on-Don	16-24	25-34	35-54	55+
Question 61. What is your highest level of formal education completed?	Base=1238	303	432	503	969	157	193	380	508
	%	%	%	%	%	%	%	%	%
Incomplete secondary	2	2	3	0	5	3	0	1	2
Completed secondary or vocational	23	32	22	19	56	43	13	17	25
Higher education	75	65	75	81	39	54	87	82	72
TOTAL	100	100	100	100	100	100	100	100	100

QUESTION - Single code, grouped	Western Europe	GENDER		FIRST ARRIVED		
		Male	Female	You	A parent	Grandparent / Earlier gen
Question 61. What is your highest level of formal education completed?	Base=1238	599	640	400	494	339
	%	%	%	%	%	%
Incomplete secondary	2	3	0	1	2	3
Completed secondary or vocational	23	24	23	17	26	26
Higher education	75	74	77	82	72	71
TOTAL	100	100	100	100	100	100

Question 62. What is/was your primary occupation?



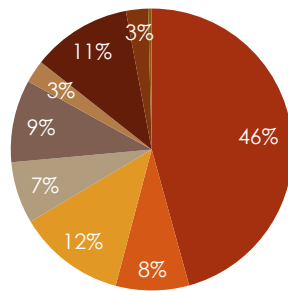
QUESTION - Single code	Rostov-on-Don	Age			
		16-24	25-34	35-54	55+
Question 62. What is/was your primary occupation?	BASE=969	203	247	353	173
	%	%	%	%	%
Full-time employed	54	35	67	71	35
Part-time employed	11	20	14	11	6
Self-employed	5	4	5	6	4
Owner of a business / enterprise	4	1	8	5	0
In full-time education	4	22	0	0	0
Home-based parent, partner or caregiver	4	1	3	6	3
Retired	13	0	0	1	47
Unemployed and actively looking for a job	1	5	0	1	1
Unemployed and not looking for a job	3	12	2	0	2
Long-term sick	1	0	1	0	2
TOTAL	100	100	100	100	100

QUESTION - Single code	Rostov-on-Don	GENDER		FIRST ARRIVED		
		Male	Female	You	A parent	Grandparent / Earlier gen
Question 62. What is/was your primary occupation?	BASE=969	438	539	126	311	532
	%	%	%	%	%	%
Full-time employed	54	52	57	48	44	59
Part-time employed	11	14	9	16	17	9
Self-employed	5	6	4	8	7	4
Owner of a business / enterprise	4	6	1	6	11	0
In full-time education	4	4	3	0	5	4
Home-based parent, partner or caregiver	4	3	5	4	3	4
Retired	13	13	13	13	10	14
Unemployed and actively looking for a job	1	1	2	2	0	2
Unemployed and not looking for a job	3	1	5	2	3	3
Long-term sick	1	0	1	2	0	0
TOTAL	100	100	100	100	100	100

Question 62. What is/was your primary occupation?

ARMENIAN DIASPORA SURVEY 2021

Q62. TOTAL



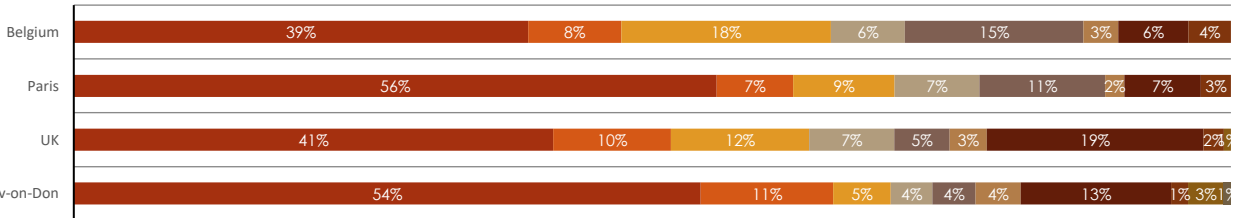
- Full-time employed
- Part-time employed
- Self-employed
- Owner of a business / enterprise
- In full-time education
- Home-based parent, partner or caregiver
- Retired
- Unemployed and actively looking for a job
- Unemployed and not looking for a job
- Long-term sick

Base: All Respondents (1221) Data weighted within each community to known demographic profile by age, gender, and region.
Fieldwork dates: Belgium, Paris, UK Apr-Jun 2021; Rostov-on-Don Apr-Jul 2021.

ARMENIAN DIASPORA SURVEY 2021

Q62. COMMUNITY

- Full-time employed
- Part-time employed
- Self-employed
- Owner of a business / enterprise
- In full-time education
- Home-based parent, partner or caregiver
- Retired
- Unemployed and actively looking for a job
- Unemployed and not looking for a job
- Long-term sick



Base: Belgium (301), Paris (419), UK (502), Rostov-on-Don (969) Data weighted within each community to known demographic profile by age, gender, and region.
Fieldwork dates: Belgium, Paris, UK Apr-Jun 2021; Rostov-on-Don Apr-Jul 2021.

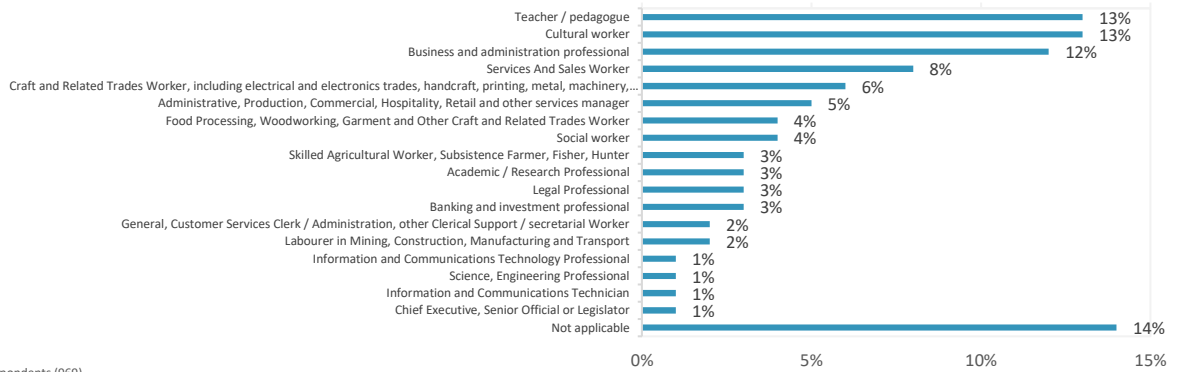
QUESTION - Single code	Western Europe	COMMUNITY				AGE			
		Belgium	Paris	UK	Rostov-on-Don	16-24	25-34	35-54	55+
Question 62. What is/was your primary occupation?	Base=1221	301	419	502	969	143	191	381	507
	%	%	%	%	%	%	%	%	%
Full-time employed	46	39	56	41	54	21	70	58	34
Part-time employed	8	8	7	10	11	23	5	9	5
Self-employed	12	18	9	12	5	3	8	15	15
Owner of a business / enterprise	7	6	7	7	4	0	3	10	9
In full-time education	9	15	11	5	4	42	8	2	7
Home-based parent, partner or caregiver	3	3	2	3	4	1	2	3	3
Retired	11	6	7	19	13	1	0	1	27
Unemployed and actively looking for a job	3	4	3	2	1	6	3	2	1
Unemployed and not looking for a job	0	0	0	1	3	2	0	0	0
Long-term sick	0	0	0	0	1	0	0	0	0
TOTAL	100	100	100	100	100	100	100	100	100

QUESTION - Single code	Western Europe	GENDER		FIRST ARRIVED		
		Male	Female	You	A parent	Grandparent / Earlier gen
Question 62. What is/was your primary occupation?	Base=1221	595	626	400	488	331
	%	%	%	%	%	%
Full-time employed	46	48	43	44	46	47
Part-time employed	8	6	10	8	9	8
Self-employed	12	13	12	13	11	14
Owner of a business / enterprise	7	11	4	6	7	8
In full-time education	9	8	11	3	10	16
Home-based parent, partner or caregiver	3	0	5	4	2	1
Retired	11	11	12	17	11	5
Unemployed and actively looking for a job	3	3	2	4	3	1
Unemployed and not looking for a job	0	0	1	0	1	0
Long-term sick	0	0	0	0	0	0
TOTAL	100	100	100	100	100	100

Question 63. What is/was your primary occupation?

ARMENIAN DIASPORA SURVEY 2021

Q63. TOTAL

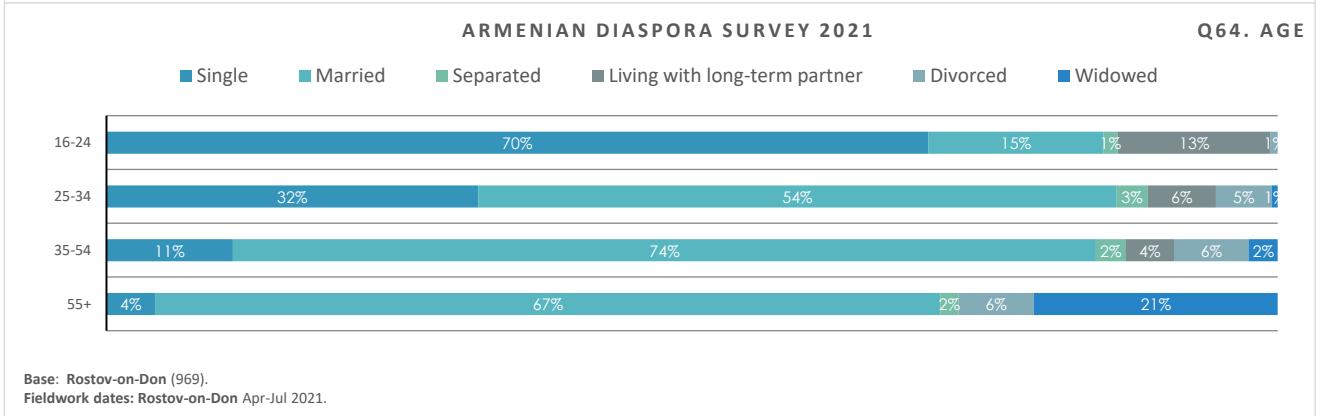
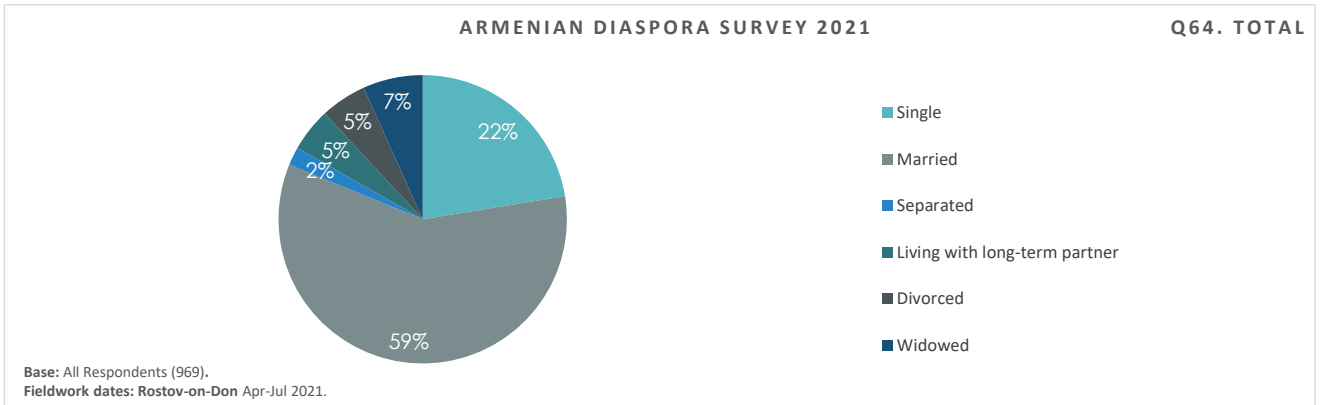


Base: All Respondents (969).
Fieldwork dates: Rostov-on-Don Apr-Jul 2021.

QUESTION - Single code	Rostov-on-Don	Age			
		16-24	25-34	35-54	55+
Question 63. What is/was your primary occupation?	BASE=969	203	247	353	173
	%	%	%	%	%
Teacher / pedagogue	13	8	16	12	16
Cultural worker	13	6	11	11	20
Business and administration professional	12	6	14	16	9
Services And Sales Worker	8	9	7	12	3
Craft and Related Trades Worker, including electrical and electronics trades, handcraft, printing, metal, machinery, building trades	6	3	3	8	7
Administrative, Production, Commercial, Hospitality, Retail and other services manager	5	3	7	6	4
Food Processing, Woodworking, Garment and Other Craft and Related Trades Worker	4	2	3	5	5
Social worker	4	1	9	4	3
Skilled Agricultural Worker, Subsistence Farmer, Fisher, Hunter	3	1	1	3	7
Academic / Research Professional	3	5	4	3	2
Legal Professional	3	5	3	3	0
Banking and investment professional	3	0	3	3	3
General, Customer Services Clerk / Administration, other Clerical Support / secretarial Worker	2	5	2	3	0
Labourer in Mining, Construction, Manufacturing and Transport	2	0	2	2	1
Information and Communications Technology Professional	1	3	2	1	0
Science, Engineering Professional	1	1	1	1	2
Information and Communications Technician	1	4	1	0	1
Chief Executive, Senior Official or Legislator	1	0	1	0	1
Not applicable	14	38	9	8	12
TOTAL	100	100	100	100	100

QUESTION - Single code	Rostov-on-Don	GENDER		FIRST ARRIVED		
		Male	Female	You	A parent	Grandparent / Earlier gen
Question 63. What is/was your primary occupation?	BASE=969	438	539	126	311	532
	%	%	%	%	%	%
Teacher / pedagogue	13	6	22	9	9	15
Cultural worker	13	9	17	8	11	15
Business and administration professional	12	15	9	26	19	7
Services And Sales Worker	8	9	7	8	6	9
Craft and Related Trades Worker, including electrical and electronics trades, handcraft, printing, metal, machinery, building trades	6	9	3	5	6	6
Administrative, Production, Commercial, Hospitality, Retail and other services manager	5	6	5	2	5	6
Food Processing, Woodworking, Garment and Other Craft and Related Trades Worker	4	3	5	2	3	5
Social worker	4	4	4	3	4	4
Skilled Agricultural Worker, Subsistence Farmer, Fisher, Hunter	3	5	2	0	4	4
Academic / Research Professional	3	3	3	7	4	2
Legal Professional	3	4	2	2	6	2
Banking and investment professional	3	2	4	7	1	2
General, Customer Services Clerk / Administration, other Clerical Support / secretarial Worker	2	1	4	0	2	3
Labourer in Mining, Construction, Manufacturing and Transport	2	3	0	0	4	1
Information and Communications Technology Professional	1	2	0	0	3	1
Science, Engineering Professional	1	2	0	0	0	2
Information and Communications Technician	1	1	1	0	1	1
Chief Executive, Senior Official or Legislator	1	1	0	2	0	1
Not applicable	14	15	13	20	14	13
TOTAL	100	100	100	100	100	100

Question 64. What is your current marital status?



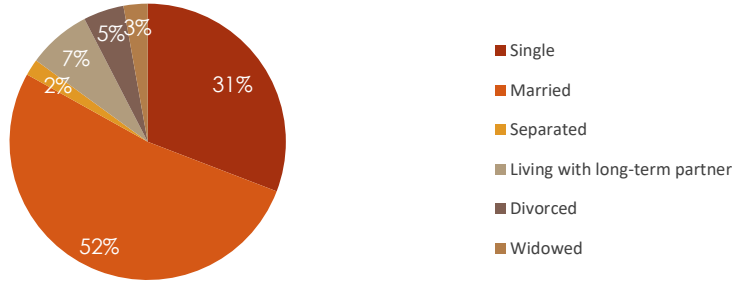
QUESTION - Single code	Rostov-on-Don	Age			
		16-24	25-34	35-54	55+
Question 64. What is your current marital status?	BASE=969	203	247	353	173
	%	%	%	%	%
Single	22	70	32	11	4
Married	59	15	54	74	67
Separated	2	1	3	2	2
Living with long-term partner	5	13	6	4	0
Divorced	5	1	5	6	6
Widowed	7	0	1	2	21
TOTAL	100	100	100	100	100

QUESTION - Single code	Rostov-on-Don	GENDER		FIRST ARRIVED		
		Male	Female	You	A parent	Grandparent / Earlier gen
Question 64. What is your current marital status?	BASE=969	438	539	126	311	532
	%	%	%	%	%	%
Single	22	25	20	14	28	22
Married	59	61	55	77	53	57
Separated	2	2	2	0	4	2
Living with long-term partner	5	5	4	0	5	6
Divorced	5	3	8	3	6	5
Widowed	7	3	10	5	4	8
TOTAL	100	100	100	100	100	100

Question 64. What is your current marital status?

ARMENIAN DIASPORA SURVEY 2021

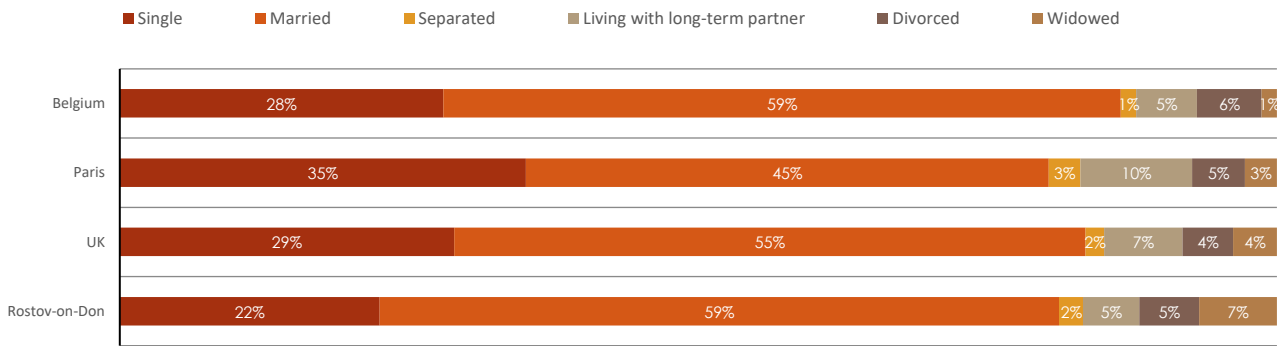
Q64. TOTAL



Base: All Respondents (1236) Data weighted within each community to known demographic profile by age, gender, and region.
Fieldwork dates: Belgium, Paris, UK Apr-Jun 2021; Rostov-on-Don Apr-Jul 2021.

ARMENIAN DIASPORA SURVEY 2021

Q64. COMMUNITY

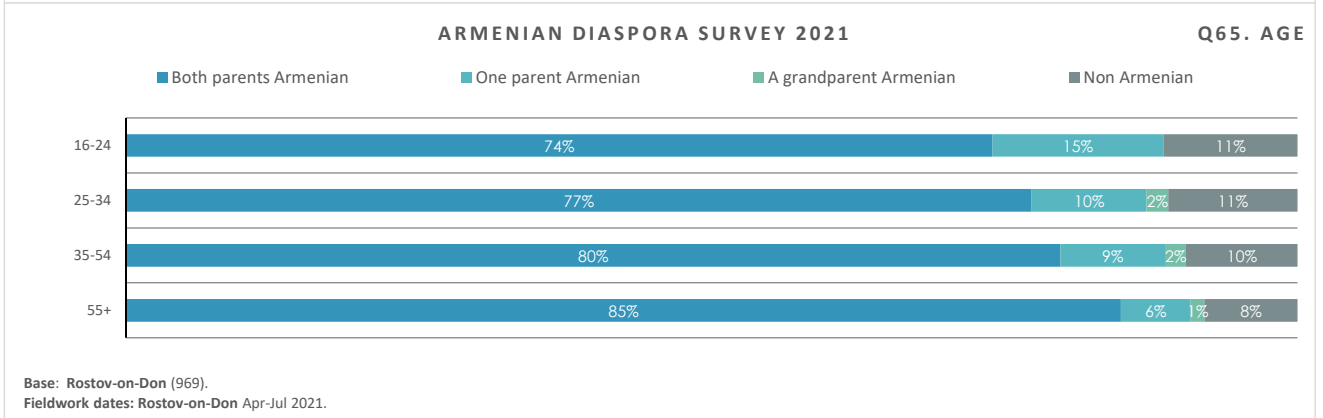
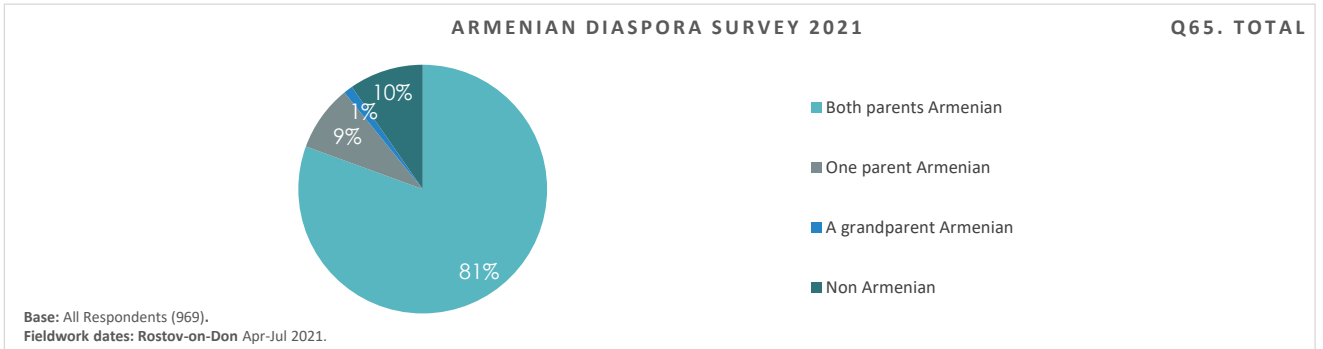


Base: Belgium (304), Paris (432), UK (499), Rostov-on-Don (969) Data weighted within each community to known demographic profile by age, gender, and region.
Fieldwork dates: Belgium, Paris, UK Apr-Jun 2021; Rostov-on-Don Apr-Jul 2021.

QUESTION - Single code	Western Europe	COMMUNITY				AGE			
		Belgium	Paris	UK	Rostov-on-Don	16-24	25-34	35-54	55+
Question 64. What is your current marital status?	Base=1236	304	432	499	969	159	191	380	505
	%	%	%	%	%	%	%	%	%
Single	31	28	35	29	22	94	59	16	11
Married	52	59	45	55	59	1	24	67	68
Separated	2	1	3	2	2	0	1	4	2
Living with long-term partner	7	5	10	7	5	5	15	11	3
Divorced	5	6	5	4	5	0	2	3	8
Widowed	3	1	3	4	7	0	0	0	7
TOTAL	100	100	100	100	100	100	100	100	100

QUESTION - Single code	Western Europe	GENDER		FIRST ARRIVED		
		Male	Female	You	A parent	Grandparent / Earlier gen
Question 64. What is your current marital status?	Base=1236	598	638	400	490	341
	%	%	%	%	%	%
Single	31	33	28	14	37	41
Married	52	53	52	70	45	42
Separated	2	2	2	3	1	2
Living with long-term partner	7	7	8	4	9	10
Divorced	5	4	5	4	6	4
Widowed	3	1	5	5	2	1
TOTAL	100	100	100	100	100	100

Question 65. If married or in long-term relationship, which best describes your current/most recent spouse's/partner's ancestry?



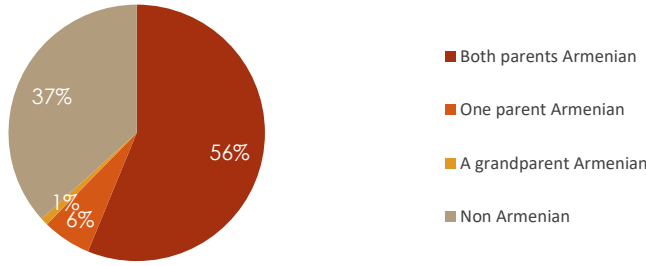
QUESTION - Single code	Rostov-on-Don	Age			
		16-24	25-34	35-54	55+
Question 65. If married or in long-term relationship, which best describes your current/most recent spouse's/partner's ancestry?	BASE=969	203	247	353	173
	%	%	%	%	%
Both parents Armenian	81	74	77	80	85
One parent Armenian	9	15	10	9	6
A grandparent Armenian	1	0	2	2	1
Non Armenian	10	11	11	10	8
TOTAL	100	100	100	100	100

QUESTION - Single code	Rostov-on-Don	GENDER		FIRST ARRIVED		
		Male	Female	You	A parent	Grandparent / Earlier gen
Question 65. If married or in long-term relationship, which best describes your current/most recent spouse's/partner's ancestry?	BASE=969	438	539	126	311	532
	%	%	%	%	%	%
Both parents Armenian	81	80	81	92	80	78
One parent Armenian	9	8	10	5	10	9
A grandparent Armenian	1	1	2	0	1	2
Non Armenian	10	11	8	3	9	11
TOTAL	100	100	100	100	100	100

Question 65. If married or in long-term relationship, which best describes your current/most recent spouse's/partner's ancestry?

ARMENIAN DIASPORA SURVEY 2021

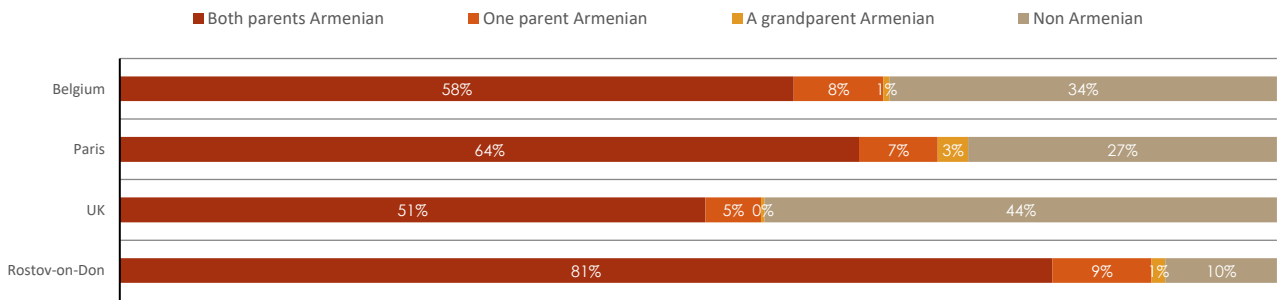
Q65. TOTAL



Base: All Respondents (732) Data weighted within each community to known demographic profile by age, gender, and region.
Fieldwork dates: Belgium, Paris, UK Apr-Jun 2021; Rostov-on-Don Apr-Jul 2021.

ARMENIAN DIASPORA SURVEY 2021

Q65. COMMUNITY

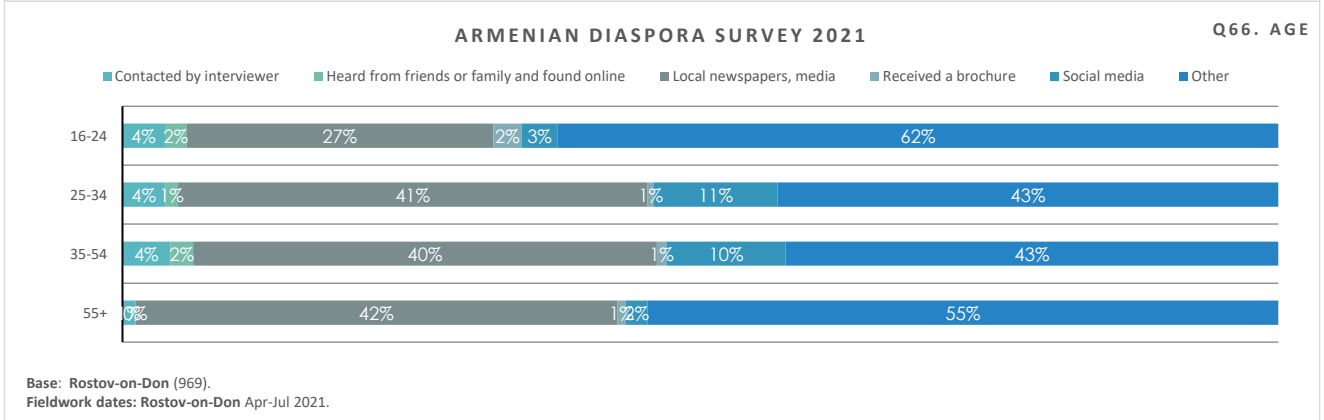
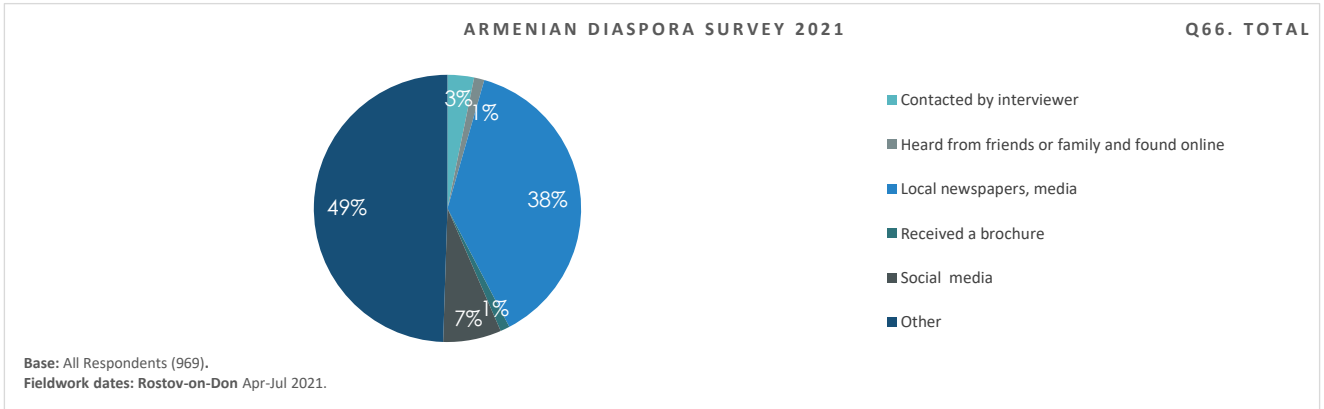


Base: Belgium (199), Paris (192), UK (340), Rostov-on-Don (963) Data weighted within each community to known demographic profile by age, gender, and region.
Fieldwork dates: Belgium, Paris, UK Apr-Jun 2021; Rostov-on-Don Apr-Jul 2021.

QUESTION - Single code	Western Europe	COMMUNITY				AGE			
		Belgium	Paris	UK	Rostov-on-Don	16-24	25-34	35-54	55+
Question 65. If married or in long-term relationship, which best describes your current/most recent spouse's/partner's ancestry?	Base=732	199	192	340	963	17	71	279	365
	%	%	%	%	%	%	%	%	%
Both parents Armenian	56	58	64	51	81	47	60	56	56
One parent Armenian	6	8	7	5	9	13	0	7	6
A grandparent Armenian	1	1	3	0	1	0	0	1	1
Non Armenian	37	34	27	44	10	40	40	36	37
TOTAL	100	100	100	100	100	100	100	100	100

QUESTION - Single code	Western Europe	GENDER		FIRST ARRIVED		
		Male	Female	You	A parent	Grandparent / Earlier gen
Question 65. If married or in long-term relationship, which best describes your current/most recent spouse's/partner's ancestry?	Base=732	371	361	320	254	153
	%	%	%	%	%	%
Both parents Armenian	56	57	56	66	53	41
One parent Armenian	6	8	4	4	4	11
A grandparent Armenian	1	1	1	1	0	3
Non Armenian	37	34	39	29	42	45
TOTAL	100	100	100	100	100	100

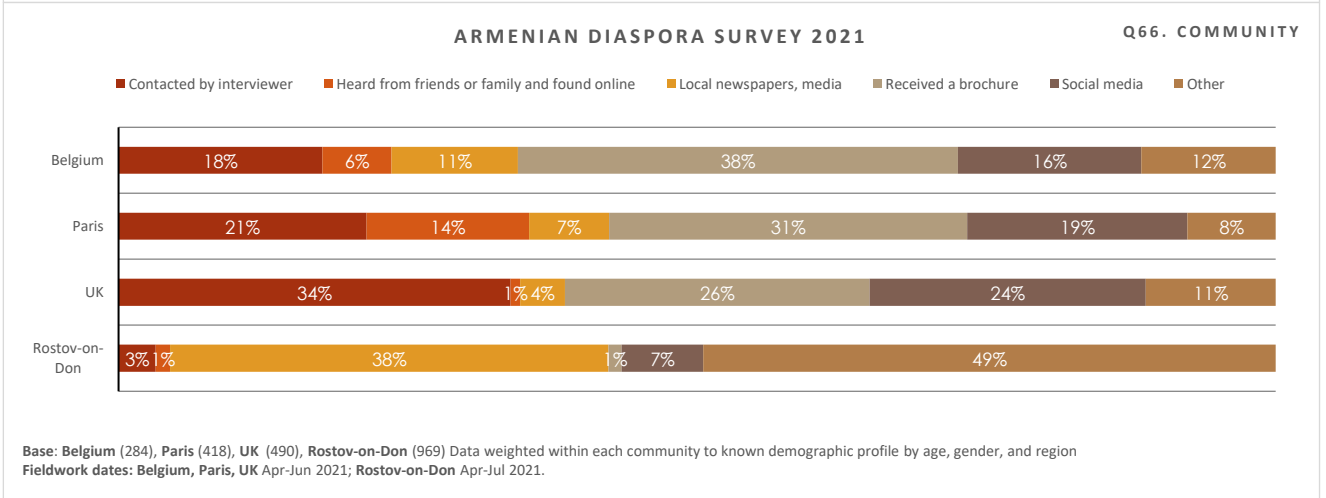
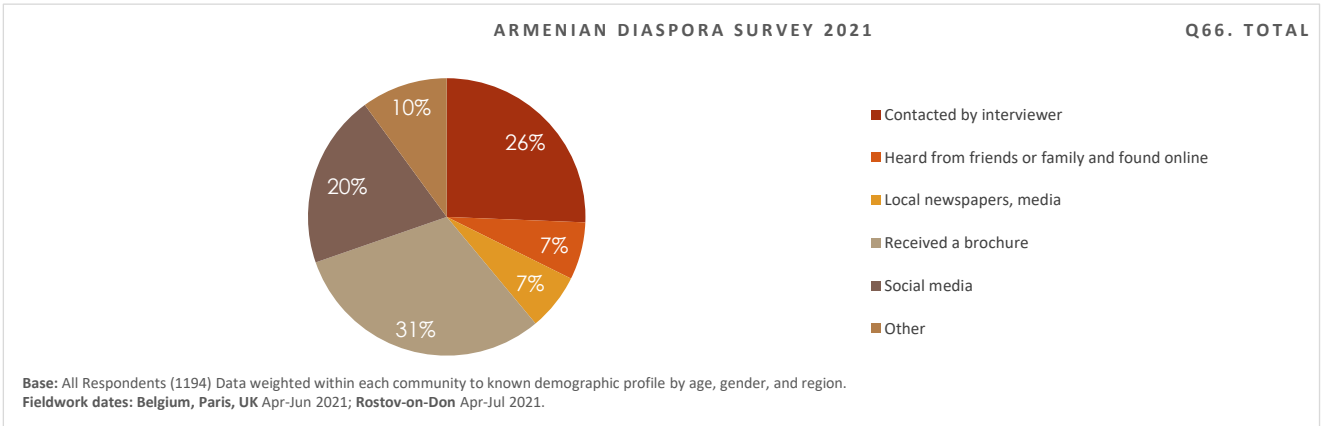
Question 66. And finally, could you tell us where you learned about our survey?



QUESTION - Single code	Rostov-on-Don	Age			
		16-24	25-34	35-54	55+
Question 66. And finally, could you tell us where you learned about our survey?	BASE=969	203	247	353	173
	%	%	%	%	%
Contacted by interviewer	3	4	4	4	1
Heard from friends or family and found online	1	2	1	2	0
Local newspapers, media	38	27	41	40	42
Received a brochure	1	2	1	1	1
Social media	7	3	11	10	2
Other	49	62	43	43	55
TOTAL	100	100	100	100	100

QUESTION - Single code	Rostov-on-Don	GENDER		FIRST ARRIVED		
		Male	Female	You	A parent	Grandparent / Earlier gen
Question 66. And finally, could you tell us where you learned about our survey?	BASE=969	438	539	126	311	532
	%	%	%	%	%	%
Contacted by interviewer	3	3	4	5	5	2
Heard from friends or family and found online	1	1	1	0	2	1
Local newspapers, media	38	35	42	47	27	40
Received a brochure	1	1	2	0	2	1
Social media	7	10	4	22	9	3
Other	49	51	48	26	55	52
TOTAL	100	100	100	100	100	100

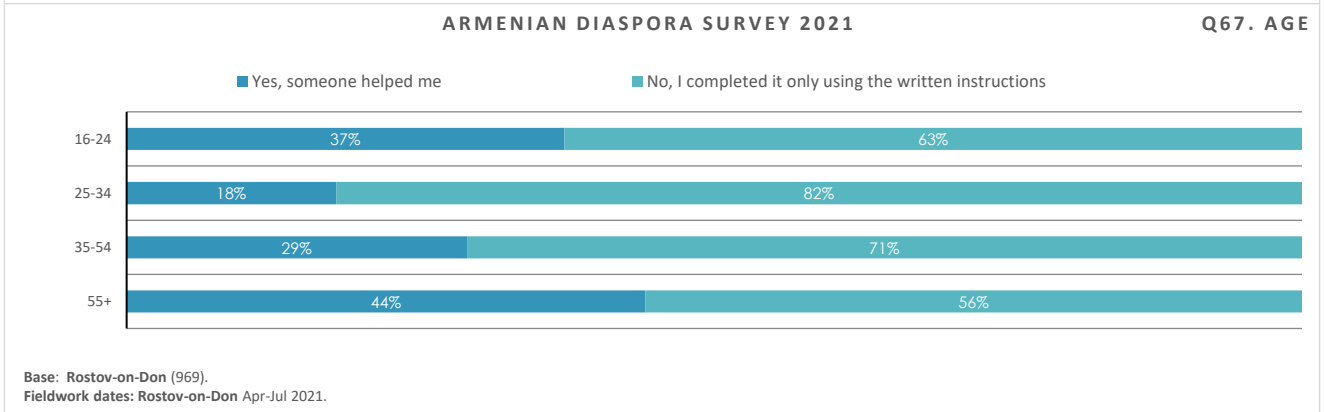
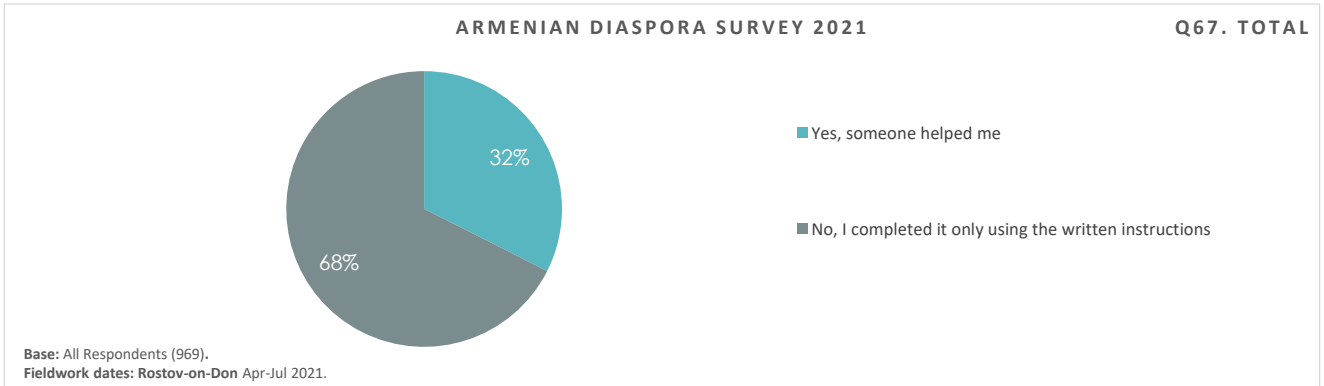
Question 66. And finally, could you tell us where you learned about our survey?



QUESTION - Single code	Western Europe	COMMUNITY				AGE			
		Belgium	Paris	UK	Rostov-on-Don	16-24	25-34	35-54	55+
Question 66. And finally, could you tell us where you learned about our survey?	Base=1194	284	418	490	969	152	184	373	485
	%	%	%	%	%	%	%	%	%
Contacted by interviewer	26	18	21	34	3	48	34	23	17
Heard from friends or family and found online	7	6	14	1	1	1	4	5	11
Local newspapers, media	7	11	7	4	38	2	5	10	6
Received a brochure	31	38	31	26	1	36	35	34	25
Social media	20	16	19	24	7	7	14	18	29
Other	10	12	8	11	49	6	8	10	12
TOTAL	100	100	100	100	100	100	100	100	100

QUESTION - Single code	Western Europe	GENDER		FIRST ARRIVED		
		Male	Female	You	A parent	Grandparent / Earlier gen
Question 66. And finally, could you tell us where you learned about our survey?	Base=1194	575	619	383	481	327
	%	%	%	%	%	%
Contacted by interviewer	26	28	23	19	28	30
Heard from friends or family and found online	7	8	6	6	7	8
Local newspapers, media	7	6	7	12	3	5
Received a brochure	31	27	34	33	31	27
Social media	20	19	21	19	22	20
Other	10	11	9	12	9	10
TOTAL	100	100	100	100	100	100

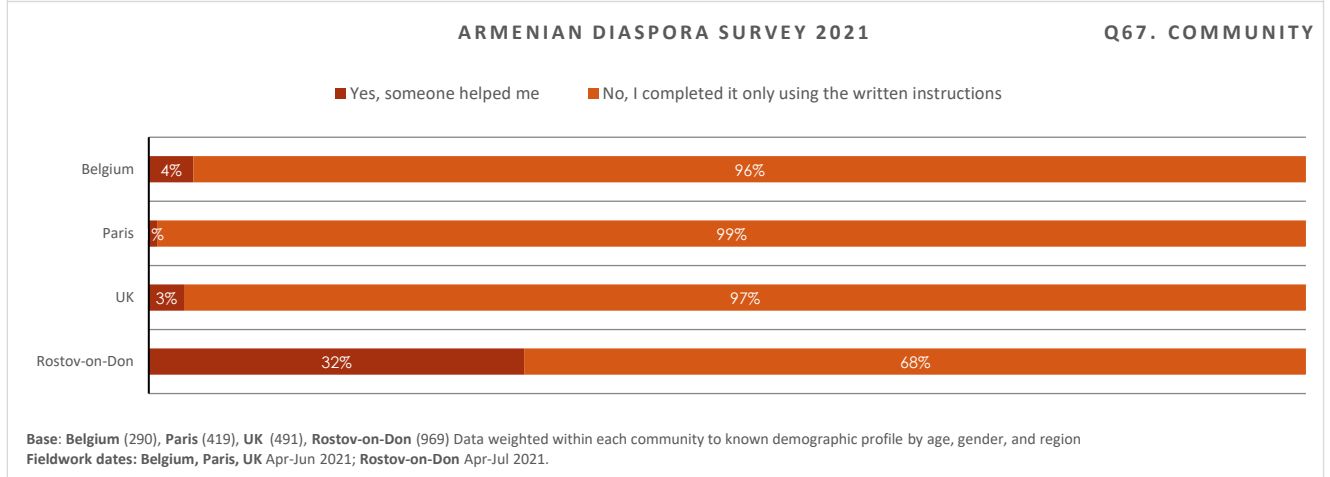
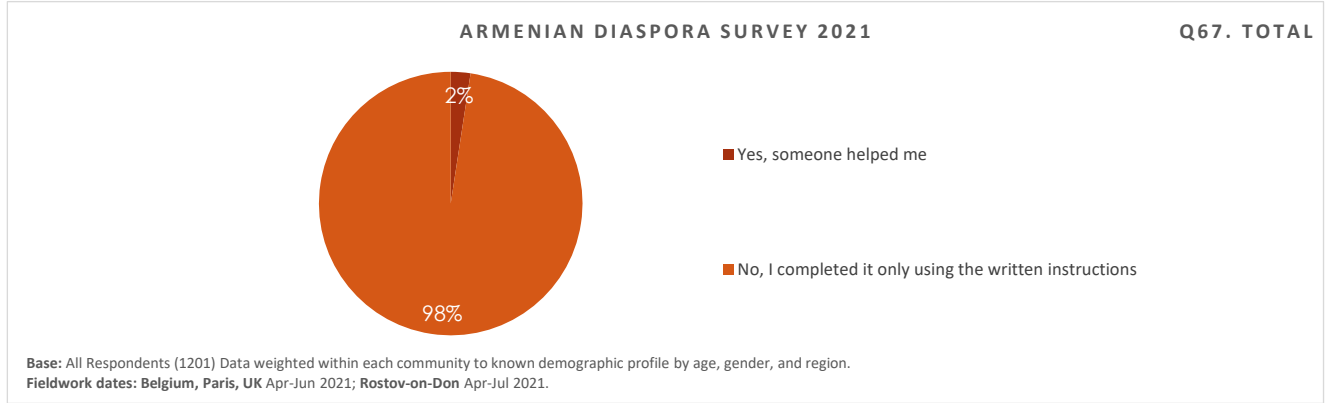
Question 67. Did anyone help you to complete the survey?



QUESTION - Single code	Rostov-on-Don	Age			
		16-24	25-34	35-54	55+
Question 67. Did anyone help you to complete the survey?	BASE=969	203	247	353	173
	%	%	%	%	%
Yes, someone helped me	32	37	18	29	44
No, I completed it only using the written instructions	68	63	82	71	56
TOTAL	100	100	100	100	100

QUESTION - Single code	Rostov-on-Don	GENDER		FIRST ARRIVED		
		Male	Female	You	A parent	Grandparent / Earlier gen
Question 67. Did anyone help you to complete the survey?	BASE=969	438	539	126	311	532
	%	%	%	%	%	%
Yes, someone helped me	32	32	33	22	32	34
No, I completed it only using the written instructions	68	68	67	78	68	66
TOTAL	100	100	100	100	100	100

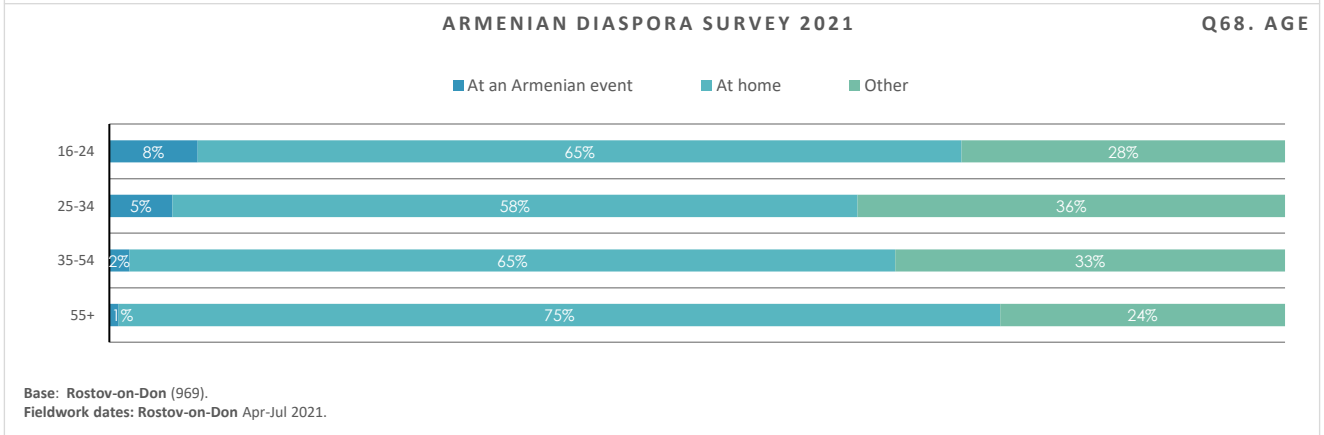
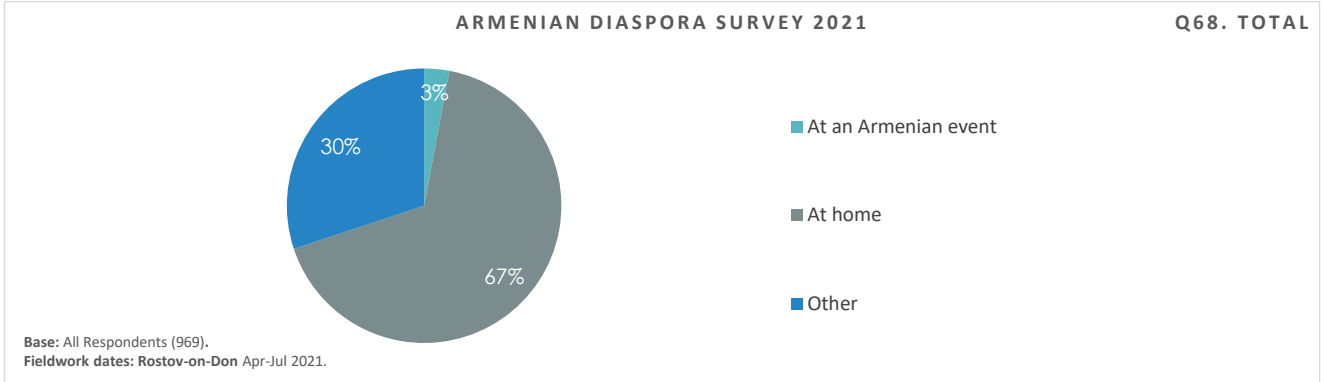
Question 67. Did anyone help you to complete the survey?



QUESTION - Single code	Western Europe	COMMUNITY				AGE			
		Belgium	Paris	UK	Rostov-on-Don	16-24	25-34	35-54	55+
Question 67. Did anyone help you to complete the survey?	Base=1201	290	419	491	969	154	186	375	486
	%	%	%	%	%	%	%	%	%
Yes, someone helped me	2	4	1	3	32	1	2	1	4
No, I completed it only using the written instructions	98	96	99	97	68	99	98	99	96
TOTAL	100	100	100	100	100	100	100	100	100

QUESTION - Single code	Western Europe	GENDER		FIRST ARRIVED		
		Male	Female	You	A parent	Grandparent / Earlier gen
Question 67. Did anyone help you to complete the survey?	Base=1201	576	625	388	481	328
	%	%	%	%	%	%
Yes, someone helped me	2	2	3	5	2	0
No, I completed it only using the written instructions	98	98	97	95	98	100
TOTAL	100	100	100	100	100	100

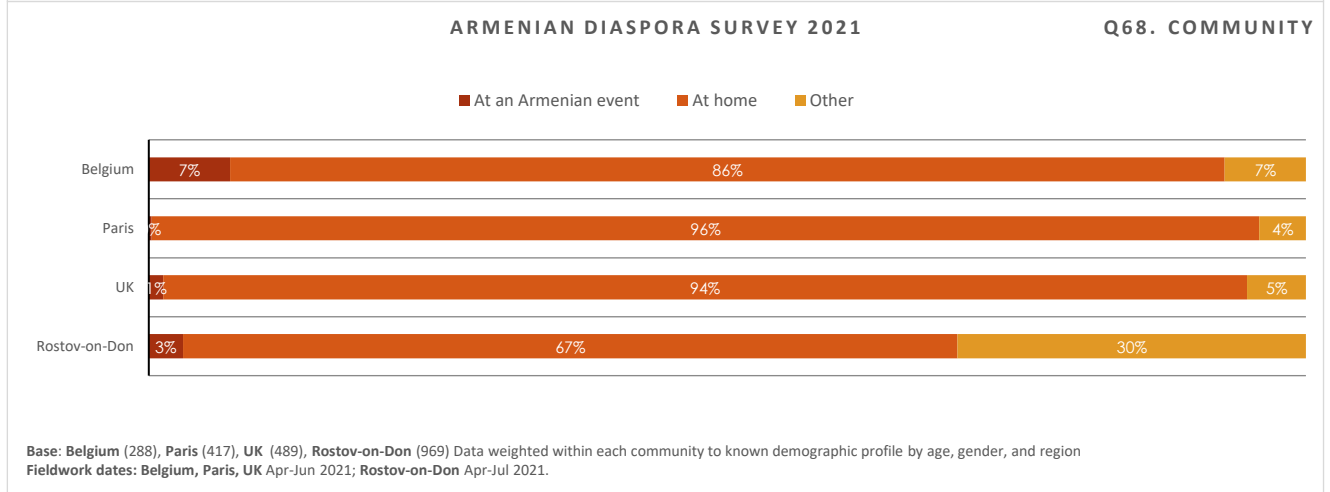
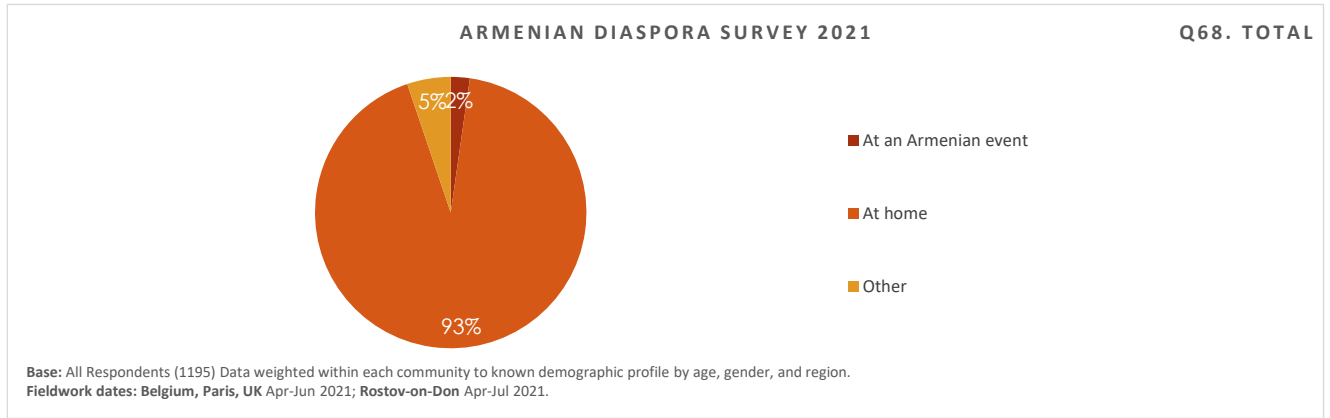
Question 68. Could you please tell us where you completed the survey?



QUESTION - Single code	Rostov-on-Don	Age			
		16-24	25-34	35-54	55+
Question 68. Could you please tell us where you completed the survey?	BASE=969	203	247	353	173
	%	%	%	%	%
At an Armenian event	3	8	5	2	1
At home	67	65	58	65	75
Other	30	28	36	33	24
TOTAL	100	100	100	100	100

QUESTION - Single code	Rostov-on-Don	GENDER		FIRST ARRIVED		
		Male	Female	You	A parent	Grandparent / Earlier gen
Question 68. Could you please tell us where you completed the survey?	BASE=969	438	539	126	311	532
	%	%	%	%	%	%
At an Armenian event	3	4	3	2	6	2
At home	67	74	59	76	64	66
Other	30	23	39	22	30	32
TOTAL	100	100	100	100	100	100

Question 68. Could you please tell us where you completed the survey?



QUESTION - Single code	Western Europe	COMMUNITY				AGE			
		Belgium	Paris	UK	Rostov-on-Don	16-24	25-34	35-54	55+
Question 68. Could you please tell us where you completed the survey?	Base=1195	288	417	489	969	154	185	373	483
	%	%	%	%	%	%	%	%	%
At an Armenian event	2	7	0	1	3	3	1	4	2
At home	93	86	96	94	67	87	94	92	94
Other	5	7	4	5	30	10	5	5	4
TOTAL	100	100	100	100	100	100	100	100	100

QUESTION - Single code	Western Europe	GENDER		FIRST ARRIVED		
		Male	Female	You	A parent	Grandparent / Earlier gen
Question 68. Could you please tell us where you completed the survey?	Base=1195	572	622	386	479	326
	%	%	%	%	%	%
At an Armenian event	2	2	2	4	1	1
At home	93	90	95	92	93	92
Other	5	7	3	4	5	7
TOTAL	100	100	100	100	100	100

Question 70. What question is missing from this questionnaire? And how would you answer it? (*responses are grouped by language: Armenian, Dutch, English, French, Russian)

Armenian
Q Արդե՞սք Յայաստանի կառավարութիւնը պիտի նկատի առնի Սփիւռքի հայութեան բաղաբաժնի դիրքորոշումները կարևոր որոշումներ կայացնելիս: A ՈՉ
Q Արդյո՞ք Յայ լինելը հպարտություն է A Այո
Q Արդյո՞ք պետությունը պիտի մասնակցի սփյուռքահայ համայնքների զարգացմանը: A Միանշանակ
Q Արդե՞սք գոհ եք փաշինեանէն թէ ոչ: A
Q Արդե՞սք բավականին կազմակերպված է համայնքը: A Ոչ, դեռ մեծամասնությունը չի կազմվեր եվ նույնիսկ անտարբեր կմնայ
Q Բազմաբովանդակ հարցեր էին,կարծում եմ հարց չունեմ A
Q Բավականին անհիմն հարցեր կային, որոնց փոխարեն կարելի էր համայնքին վերաբերող հարցեր ուղղորդել: Շնորհակալություն A
Q Բացի դրամական միջոցներից ինչպե՞ս կարող է սփյուռքում ապրողը օգտակար լինել Յայաստանին A Յնարավորություն խորհրդատվական, մասնագիտական, կրթության, անզամ գիտական-ազգային ոլորտներում ներգրավելու հայ մասնագետներին եւ կամավորներին, ՈՍԱ-այի սկզբունքով արձակուրդները Յայաստանում անցկացնելու և վարժվելու, կարճաժամկետ (1-2 ամսով) գիտական, մշակութային, կրոնական, սոցիալական նախագծերին մասնակցելը՝ իբրեւ մասնագետ կամ կամավոր)
Q Դուք 40 րոպե ունե՞ք այս հարցերին պատասխանելու համար? A
Q Եթե նման հնարավորություն տրվեր սփյուռքում բնակվող ՅՅ բաղաբաժնիներին, կցանկանայիք մասնակցել ընտրություններին A Այո
Q Եթե ուզած կամ փորձած ենք բան մը նախաձեռնել եւ յաջողած ենք կամ ոչ A Այո, բայց երբ կարելու պաշտօն մը չենք ներկայացներ կամ նոյն մտքերը բաժնող մարդոց չենք հանդիպիր կը մնայ անիրագործելի:
Q Եկեղեցու դերը բարձրացնելու համար ինչ պետք է անել A
Q Ժամանակավոր՞ ենք այստեղ թե մշտական բնակչությամբ A Ժամանակավոր
Q Ի՞նչ կարող ենք անել, որպեսզի համայնքը որպես մեկ օրգանիզմ գործի, երբ ընդհանուր հայկական շահն է վտանգված: A Ակտիվ համագործակցություն, համայնքի տարբեր կազմակերպությունների մեջ:
Q Ի՞նչ է Ձեզ համար հայ համայնքը. 1. ընկերներ, 2. Եկեղեցի, 3. Աշխարհիկ կազմակերպություններ կամ միջոցառումներ A Ընկերական շրջապատ, հայկական դպրոց, աշխարհիկ միջոցառումները
Q Ի՞նչն էք համարում առաջնահերթությունը հայ ազգի համար A Պետականությունը
Q Ի՞նչով կը ծառայես Յայութեան, Յայ ազգին: A Մշակոյթով, արուեստով, երգով, հպարտ եւ սիրով:
Q Ինչ անենք որ մեր մտքերը կիռառեն մեր երկրի բարձրության համար A Պատասխանը դուք տվեք
Q Ինչ է պակասում հային հզոր լինել անհաղթ լինել A Մեկս մեկին սիրելը
Q Ինչու Արցախի կամ ցեղասպանության հարցը Իրավական լուծման չեն տարվում: A Գերտերությունների՝ Ռուսաստանի պահանջով:
Q Ինչու եք դուրս եկել Յայաստանից A Վատ ապրելակերպից ու վատ կառավարությունից ենք փախել բառիս բուն իմաստով
Q Ինչու հարցաշարը ֆրանսերեն չի A չգիտեմ բայց հազարավոր հայեր հայերենին չեն տիրապետում
Q Ինչպե՞ս եք գնահատում հայերի սոցապատասխանատվության պատրաստվածությունը: A Բացասական: Անիրաժեշտ են արմատական փոփոխություններ
Q Ինչպե՞ս համախմբել ու ակտիվացնել հայ համայնքի անդամներին: A Ավելի հաճախակի մշակութային միջոցառումների կազմակերպում:
Q Ինչպես հզորացնել Յայաստանը A Թույլատրել սփյուռքի անմիջական մասնակցություն պետական կառավարման հարցում
Q Ինչպես միավորել համայնքը A Յատուկ ծրագրերով
Q Ինչպես ամրապնդել հայկական հաստատութիւններու ղեկավարութիւնը A ամրապնդել սահմանադրութիւնը
Q Ինչպիսի գործունեություն եք առաջարկում վարել մեր Յայրենիքին սատարելու համար : A Օգնենք ազատվել չեկիստական կրեմլի կախվածությունից , ցուցաբերենք արևմտյան ուժերին , որ հայերի մեջ կա զանգված , որը պատրաստ է իրենց հետ համագործակցելու :
Q Ինքնութիւն, մշակոյթ եւ փող A Միայն ինքնութեան եւ մշակոյթի մասին խօսիլ առանց տնտեսական յատկացումի մասին խօսելու՝ մտաւորական գիջութիւն է

Question 70. What question is missing from this questionnaire? And how would you answer it? (*responses are grouped by language: Armenian, Dutch, English, French, Russian)

Armenian
Q Կցանկանայի արոյոք առաջիկա արտահերթ ընտրություններին մասնակցելու հնարավորություն ունենալ A Այո
Q Կցանկանայի՞ք ունենալ Հայաստանում ընտրելու և ընտրվելու իրավունք A Այո
Q Հայ պատանիներու մասին A ամեն բան ընենք հայ պահելու
Q հարցերը հետաքրքիր էին, շատ ուրիշ հարցեր էլ կարող էիլ լինել, բայց արդեն իսկ շատ երկար էր A որոշ հարցերկ պատասխանների տարբերակները համապատասխան չէին իմ կարծիքին և չկար ավելացնելու տարբերակ
Q Ձեր զաւակները ի՞նչ լեզուով կը խօսին իրար հետ: A Անգլերէն
Q Մասնակցությունը Հայաստանի քաղաքական կյանքին ընտրությունների միջոցով: A Այո պետք է ՀՀ ցանկացած քաղաքացի արտերկրում ունենա ընտրելու և ընտրվելու իրավունք: Այլապես անջրպետը սփյուռք-Հայաստան մենակ կմեծանա
Q մշակոյթի վերաբերալ հարցումներ, մշակոյթի folklore-ացումի հարցեր, լեզուի դերը ժամանակակից եւ առնչելի (relevant) արտահրուճեան մէջ բոլոր կայացած եւ ժամանակավրէպ կաղապարներէն դուրս... A լեզուն իւրայատուկ տեղ ունի ժամանակակից եւ առնչելի մշակոյթի ստեղծումին մէջ, պէտք է գիտակից ըլլալ լեզուամտածողութեան մը ուրոյն դերին եւ մշակոյթով սնսաիլ որպէս ժամանակակից կամ գոնէ «ժամանակակցութիւն» մը ապրող ժողովուրդ, օգտուելով բազմամշակոյթ եւ սփիւռքեան հարուստ մեր ինքնութենէն
Q Նոր հայաստանէն գաղթած եւ ֆրանսա եկածներուն վիճակը եւ գանի հոքիէն? A ???
Q Ո՞րն է առաջնայինը խնդիրը Հայաստանի համար: A Դեմոգրաֆիան
Q Ո՞րն է հայ մարդու առաքելությունը: A Հայրենաճանաչությունը և նվիրումն հայրենիքին
Q Ո՞րն է Ձեր կարծիքով Հայ ժողովրդի հաջողությունների միակ ուղին A Միաբանությունը
Q Որոշ հարցերի ձևակերպում լիարժեք չեն A
Q Որքանով եք Ձեզ համարում այս հասարակության լիիրավ, ակտիվ անդամ և որքանով է հայկական ինքնությունը/հետաքրքրությունները կիրառելի/հայտնի Ձեր ոչ հայկական շրջապատում/գործունեության մեջ: A Դրանք գրեթե զուգահեռ կյանքեր են, և մեկը մյուսի հետ հատելը բարդ է:
Q Որքանով կը հետաքրքրուիք հայ ազգային հարցերով:Եւ որ յաճախականութեամբ հայերէն կը կարդաք A Ամեն օր ճայերէն կը կարդամ օրաթերթը կամ գրքի ընթերցում: Ազգային հարցերով շատ կը հետաքրքրուիմ:
Q Սիրում եք հայրենիքը A Ոչինչ ենք առանց հայրենիքի
Q Սփիւռքահայ նոր սերունդը արեւելահայերէնը ի՞նչպէս կրնայ սովորել A Արեւելահայերէնի դասընթացքներ կազմելով դպրոցներու և միօրեայ վարժարաններու մէջ:մէջ
Q Վերջապես կունենանք ազգային մտածողության դեկավար A Հուսանք
Q Տեղասպանութեան ընդունում A Շատ դժւար բայց պիտի ընդունուի երբ Էրդողանը հեռանա
Q Ինչ ծրագրեր կարելի է իրագործել Հայաստանում համայնքի օգնությամբ A Օգտագործել համայնքի պոտենցյալը Հայաստանի զարգացման համար
Q Քանի տարի ես ապրում Բելգիայում A 2 տարի
Q Kan ardyog layn texekatvutyen hnaravor mijocner' hayalezu parberakan, radiohaxordumner, herustaeter ? A
Q Inchpes oghel Hayastanin A Masnagetnerov, poxov
Q Hpart eq, vor hay eq? A Mianshanak
Q Tcankanum eq unenal 44 orya paterazmi hashmandam zinvorneri tcutcak , nranc ognelu hamar ? A Ayo !

Question 70. What question is missing from this questionnaire? And how would you answer it? (*responses are grouped by language: Armenian, Dutch, English, French, Russian)

Dutch
Q Hoe Armeense diaspora aantrekken naar Armenië? A Onderhoud en versterking relaties met diaspora, betere public relations en zichtbaarheid, reclame.
Q Hoe ervaart u het Armeens zijn anders na de oorlog? A Reality check gekregen over mijn bevolking. Zien hoe Armenen zich onderling zo hard tegen elkaar kunnen keren in tijden waar verbondheid juist het meest nodig is laat me enorm teleurgesteld achter.
Q Hoe kunnen we Armenië helpen? A Door politieke steun
Q Moet Armenië stoppen met moreel correct te gedragen en zich focussen op winnen kosten wat het kost. A Ja
Q Waarom zijn sommige Armeniërs onverschillig voor hun land van herkomst? A Omdat er veel corruptie is, mensen zijn hun geloof kwijt in de kerk en de mensen,...
Q Wat houdt volgens u gelijke rechten voor vrouwen tegen in de Armeense gemeenschappen? Alsook de visie op relaties en seks A Gebrek aan integratie en het eigen maken van de culturen waarin Armeniërs terecht komen + te weinig appreciatie voor de vrijheden die hen geboden worden (zonder van hun eigen principes af te stappen)

Question 70. What question is missing from this questionnaire? And how would you answer it? (*responses are grouped by language: Armenian, Dutch, English, French, Russian)

English
Q A Some of the options could be better/more in depth
Q A63 Question about (previous) work A Health Care - National Health Service (this option was missing)
Q As an Armenian would you pay tax or monthly fee to the Armenian government for the security and development of Armenia. A Yes
Q British Government being involved with Armenia A No should improve
Q Can the community be more inclusive to people of Armenian origin who don't speak Armenian A YES or do you want those people excluded ?
Q Can we be both Armenian and English/German/French/etc and is it time to market the positives of being Armenian and all that we contribute to our countries instead of equating us solely with the Genocide? A Yes but we need more done to make sure we can be both otherwise our youth have to choose; those that choose other will forget their ancestry and all that it encompasses and those that choose to be solely Armenian in foreign lands are unlikely to achieve their potential, likely to experience prejudice and so do a disservice to themselves and Armenians and Armenia as a whole. And can we please be more positive including not equating everything Armenian simply in terms of the Genocide as important and vital as that is.
Q Career question did not include any Healthcare Professions A I would answer 'Nursing' as my profession
Q did nikol commit high treason? A yes
Q Did you expect a reaction from other countries the recent war in NK A Yes - I expected it
Q Do I feel integrated in British society A To some extent, but at times I still feel I do not belong
Q Do you believe with better leadership the Artsakh war was avoidable A Yes - having an inexperienced Armenian prime minister in that region was stupid
Q Do you consider the UK home? Do you see yourself in UK 20 years from now? A No
Q Do you cook Armenian food? A Yes!
Q Do you feel integrated into the community, and if not why? A Barriers regarding feeling "Armenian enough"; Armenian language abilities too weak
Q Do you feel that being Armenian is part of your core being even if you don't speak Armenian? A Yes
Q Do you feel that you belong in the current ex Soviet Republic of Armenia ? A No
Q Do you find Armenian attitudes bigoted and racist especially to what is not considered Armenian or pure Armenian, Gay or Lesbian. A Yes
Q Do you have hobbies that contribute to Armenian Culture A Classical Armenian stamps and postal history
Q Do you love Armenia? A Yes!
Q Do you pay your Armenian Church dues? A Yes
Q Do you think Armenians are known to the society that you live in (host land)? A No
Q Do you think Diaspora Armenians and their distinct culture will largely be subsumed by the culture of their new residence within two gens? A I'm afraid so.
Q Do you think that Armenians need to be educated about LGBTQ+ issues? A Yes
Q Do you think the Apostolic Church is a benign or malign agent in furthering Armenian coheions A Malign
Q Do you think the Armenian Church reaches out and engages with Armenian youth? A Definitely not!
Q Do you think the Armenian diaspora could have participated in Armenia during the last 29 years.? A Yes, by living there and helping the economy and demanding the government to do more.
Q Do you think there should be an Armenian Nursery in London? A Yes, although too late for my children, but it would make sense!
Q Do you think western armenian culture and language education is neglected? A Yes
Q Does Calut Gulbenkian Foundation possess sufficient funds to undertake these avenues? A
Q Employment A Healthcare should be a choice. Lots of doctors from my gen
Q Have you become Armenian through marriage and/or having part Armenian children A Yes
Q Have you been active within the community A Yes
Q How Armenia tebuild its economy? A Copy Ireland's economic model
Q How can Armenians heal from the trauma of Genocide? A You can do much work to bring peace to yourself, but ultimately it needs to be acknowledged and recognised by Turkey.
Q How can Armenians in diaspora contribute to Armenia most? A Get involved with community organisations, fight for the Armenian cause
Q How can Armenians unite A Better leadership and active communities
Q How can global community leverage its philanthropic, educational and peaceful cosmopolitan network with events, peoples and causes that are not exclusively Armenian centred A New benchmark for depoliticised global coordination
Q How can the diaspora best serve the people of Armenia and Artsakh? A By listening to them first- especially those whose voices are least heard
Q How can UK Armenian community develop? A IMO we are not engaged enough, during events people usually stick to those they know, they don't approach or welcome new members. Lack of connection also leads to lack of engagement with social media posts or petitions. There are 1000s of Armenians in UK but posts don't get more than couple of reactions and we never collect enough signatures for Genocide petitions. Maybe some people could have roles to work on building connections, stronger networks, which would serve for the benefit of the UK, Armenia and we will have a happier community.
Q How can understanding between the Diaspora and Hayastan be facilitated more readily. A
Q How can we build a diasporan network that is more effective in helping Armenia? A The ministry for diasporan affairs could create networks of different professions to input directly into RA ministries
Q How can we improve the diasporan community as a whole? How can we preserve Western Armenian language, food, and traditions? A

Question 70. What question is missing from this questionnaire? And how would you answer it? (*responses are grouped by language: Armenian, Dutch, English, French, Russian)

English

Q How can we strengthen Armenian identity in UK	A Be more active as a community to connect with our current homeland and what we can do to strengthen our Homeland. Stop self loathing ourselves
Q how can you as an individual contribute to Armenia	A money, training, political etc
Q How can you help or advice Armenia	A From my work and studies background
Q How could we change our lifestyle to contribute on the development of Armenia?	A Buy Armenian products such as wine shoes... open a bank (saving) account in an Armenian bank in order to increase the Bank's asset and finally priorities our Holiday in Armenia
Q How could we create a strong British Armenian identity for the next gen growing up in the UK?	A To create a well informed centre, supported by British Armenians, that focuses on this.
Q how diasporan orgs should support rule of law and human rights	A
Q How did you come to UK?	A Got married , did not have family in UK, they are living in Iran
Q How do you contribute to your local Armenian Community	A Active participation, Donation, Organisation of events
Q How do you feel about being an Armenian in the West?	A I feel proud but isolated. My identity is compromised because of this isolation and as my mother never taught me the language I'm even more isolated. I wanted to understand my heritage and be more connected to my history and community. I'm proud to be a Christian Armenian who loves her brothers and sisters and I feel powerless to see them struggling at this time. It's crippling sometimes, knowing I can only help in a limited capacity. I want to do more.
Q how do you imagine the future of your children in regards to Armenia?	A To repatriate
Q How do you teach armenian values to the next gen	A
Q How do your non-adult children identify	A -
Q How does being Armenian affect your life?	A It is a sense of responsibility to the rich culture that I have been given access to through language and heritage. An essential connection that can resonate with any other human being who relates to their authentic selves.
Q How have the Genocides effected you?	A PTSD
Q How important is the internet as a tool for maintaining Armenian identity within the diaspora	A Very important, both in terms of providing cultural and language education and as a way of bridging the geographical gaps between individuals/communities
Q How long is it since you spoke Armenian	A Eleven years
Q How many children have you got	A I've got three British-Armenian children
Q How many countries have you lived in?	A
Q How should the Armenian community be represented in front of local authorities in any country?	A By organising a general election to elect a representative
Q How to build an effective local community locally & its main three aims.	A London: One big centre for all & focus on assisting local & Armenian objectives in fund raising
Q How we can help Armenians living in the UK & Armenia?	A Make a base of all the professionals and used it when need it. If someone will need a solicitor, they can go to Armenian solicitor, mortgage advisor, doctor, other trades
Q How would you vote in the 2021 elections	A Pashinyan
Q How you the respectable organisers of this survey, can learn to design questions that is not only relevant to 21st century Armenia and global Armenians but it is also guiding all armenians from diaspora to look at Armenia NOW.	A Stop feeling superior and learn from Armenia now. Ask if you dont know something. Work with Armenian relevant bodies such as spur committte, do joint work. Dont sit in your office and try to figure out what is it to be Armenian, work with Armenia.
Q I think you just about covered chapter and verse!!	A
Q If the government of Armenian offered the option of obtaining an Armenian passport would you apply?	A Yes as long as I didn't have to bribe someone as I did a few years ago when I tried and failed!
Q Is it a priority for you to state and maintain Armenian identity	A YES
Q More of a suggestion. As a researcher, I don't believe questionnaire will help you understand what people really think. I think more open-ended questions would allow people to express themselves fully.	A But it was a useful exercise and made me reflect on who am I and in what ways I connect with and belong to Armenia. I think we do need that especially now: to understand who we are, who we want to be and where we want to be. Thank you.
Q Mother's parentage	A Armenian
Q not a missing question but why did you not have Health worker on your list of occupations?	A I am a Health worker
Q Profession	A Journaliste
Q Profession: Medical	A Dentist
Q profession	A medical specialist.
Q Reform of language (western and eastern) and reform of the Church	A
Q Should Armenian people try to integrate more with the people of the country they live in	A YES
Q Should RA make it easy for Diaspora Armenians to apply for passports	A YES
Q Some of the questions were poorly constructed, little or no space to expand/provided additional views	A
Q The question of whether the Armenian PM was right to sign the ceasefire agreement should be open ended and not a yes or no. It's not that simple, is it?	A As a result I have left it blank.
Q What can make Armenia as a nation successful?	A Moving on (whilst continuing to respect our ancestors who suffered) from the past atrocities, not dwelling on them and forgiving those who committed crimes against us. We need emotional healing which can only come from forgiving others.
Q What can the Diaspora do to strengthen the Republic of Armenia?	A Be much more organized and find ways of funding direct investment rather than just sending aid.
Q What do you feel is missing from the UK Armenian community?	A Opportunities to have fun together as families and individuals
Q What do you think best describes being Armenian	A Church h language and cultural heritage

Question 70. What question is missing from this questionnaire? And how would you answer it? (*responses are grouped by language: Armenian, Dutch, English, French, Russian)

English

Q What do you think the Armenian Embassy could do to improve awareness in the UK? A PR
Q What does it mean to be fully / partly Armenian to you? A As I'm half Armenian, it means I try to uphold the values and some traditions of Armenian culture and proudly educate others about them
Q What is Armenia doing or will do to attract diaspora Armenians to go live in Armenia A Look at what Israel did and is doing.
Q What is missing to make Armenian community stronger? A To have a global platform/ database of all Armenians in the world and make a vision to have strong, sovereign Republic of Armenia and Artsakh.
Q What is your current profession? A Government - Civil Servant
Q What is your sexuality? A Gay
Q What issues are facing the local community A cliques, in-fighting, mixed marriages, assimilation, lack of effort from many Armenians to help local organisations
Q What local communities need? End corruption? Armenia should draw on diaspora experience. A
Q What makes Armenia so vulnerable despite the history A The inability of leadership and union
Q What needs to be done to unite Armenians A We need selfless and highly intelligent leaders
Q What other countries have you lived in A 8
Q What should Armenians do next as a diaspora? A There must be an agreed ONE patriotic goal that all Armenians worldwide should pursue.
Q What steps do we need to take to have political representation in the UK? A Sponsorship and supporting capable individuals.
Q What stops you from being closer to the Armenian community? A I sometimes feel as if Armenians think it should be all or nothing. For many Armenians their main social life is based on the Armenian community so for others it's hard to dip in and out.
Q What we can do to support / to help / to organise better life for Armenians in our homeland A We should be more focus on the actions not only on discussion
Q What will entice you to live in armenia A Economic growth and security
Q What would be the best way to invest in Armenia? A Investment fund for start-ups
Q What would you prioritise if you were the leader of Armenia A reinvesting in the manufacturing industry left behind after the collapse of the Soviet Union to reduce unemployment in Armenia
Q When should Armenia consider abolishing compulsory conscription in the army? A As soon as possible and consider another model for the army, maybe along the lines of the Swiss army. As Armenians we should honour our history and never forget our tragedies but we must re-consider the reality Armenia & Artsakh are in presently in 1921.
Q Where are the Armenian leaders/visionaries/? A currently working for 'odar' countries and organisations
Q Where could I meet new people? A Online/ party
Q Where do you feel at home? A in the Republic of Armenia
Q Where do you see Armenia in 20 year's time A Important to seed ideas on how we can grow the country, its economy, GDP and borders.
Q Where were you educated A Melkonian, Nicosia, Cyprus
Q Where were your ancestors originally from A Cilicia/Western Armenia
Q Where would you find information about local Armenian events? A
Q Whether I feel any political parties platform in Armenian align with my own. A No
Q Who did you vote for, do you have any political affiliations A Labour - Yes
Q Who is an Armenian A An Armenian is not the person who's parents were Armenian but if his / her children are Armenians
Q Why did the hostilities in Artsakh resume in 2020? A Because of weak military strategy/investment, poor diplomatic relations with Russia, no adequate leadership in parliament
Q Why did you Emigrate from Armenia A Lack of opportunities...
Q Why do Armenians accept the victim identity? A Those who have moved to Europe or America don't because they feel free to look forward whereas those living in Armenia are still wounded from the past and don't look forward as much as they should - they need to be more confident dynamic and have a more international perspective .
Q Why have you completed this survey? A Because I am proud of my ancestry.
Q Why is being Armenian important to you? A Because it holds a future
Q Work A i am specialist nurse intensive care
Q Would you die for Armenia A Yes
Q Would you do military service in Armenian A Yes
Q would you donate to a dedicated fund to help armenia/ns? A yes (is there ? I need to search better!)
Q Would you like a separate portal or website for events, news, things about Armenians and Armenia for Armenians living in the UK? A Yes! We need an aggregated place for all events and news, all Armenian websites in UK into one place
Q Would you like a sports club or agump for armenian families and kids to be part of every weekend A Absolutely. Now.
Q Would you like to be an Armenian citizen? A Yes
Q would you like to get rid of pashinyan A absolutely
Q Would you like to see more initiatives by the government of Armenia that bring the diaspora and armenian together? A Yes /no + suggestions
Q Would you like to visit your grandfather's Armenia with a group from here? A Yes, please.
Q Wrong question about deaconesses A We do have woman deacons A LOT ! Please learn carefully before making questions

Question 70. What question is missing from this questionnaire? And how would you answer it? (*responses are grouped by language: Armenian, Dutch, English, French, Russian)

French
Q A c'est très long comme questionnaire un peu genre KGB
Q A la question A63, il manque la réponse "professionnel de santé". A Je suis médecin.
Q Ajouter dans les choix l'Art /l'Artiste/ l'enseignement artistique A
Q Arménie et diaspora A Jamais l'une sans l'autre
Q Arménie sera un grand pays dans le futur A Oui
Q Assimilation ou intégration A Je suis intégrée à la société française et mon entourage amical ou professionnel connaît mes origines et j'estime que cette différence est un plus
Q avez-vous publié sur votre histoire A Oui 6 ouvrages sur la transmission psychique des héritiers du génocide arménien
Q Avez-vous effectué un mariage mixte? A Oui
Q Avez-vous été élevé dans la langue et la tradition arménienne ? Et si non, pourquoi ? A Non. Mon père ne voulait pas que nous portions le terrible fardeau du peuple arménien, il voulait que ses enfants soient français à 100%...
Q comité arménien de coordination international A Oui
Q Comment aider aux arméniens de Diaspora à trouver d'emploi A Créer un pôle emploi Arménien dans les pays ou la communauté arménienne est importante en nombre.
Q Comment aider les enfants de diaspora à se sentir Arméniens et en lien avec l'Arménie A Créer et organiser des camps d'été en famille avec des familles d'Arménie du même âge, avec des activités touristiques et culturelles (cours de danse, de dessin, de musique, sports, jeux sportifs, randonnées...)
Q Comment améliorer la situation de l'Arménie A En nous organisant en tant que peuple, en orientant nos actions vers le pays qu'il nous reste et en tentant par tous les moyens de développer l'économie, l'éducation et la défense de la patrie.
Q Comment bous vous l'avenir des arméniens dans votre pays. A Cela dépend de leur volonté de rester arméniens.
Q Comment combattre la corruption et la trahison en Arménie? A Remplacer tous les politiciens corrompus
Q Comment développer l'éducation A
Q Comment encourager des jeunes à devenir parlementaires, journalistes et politiciens A Créer des bourses d'études pour sciences politiques etc
Q Comment est-ce que votre identité arménienne enrichit votre vie A Plusieurs réponses possibles: réseau social/chaîne humaine/découverte du monde/poursuivre l'aventure...
Q Comment fédérer la communauté arménienne ? A Par la création de média intéressant
Q Comment la communauté arménienne aide ses membres dans leur recherche d'emploi dans ses temps difficiles ? Si nous avons une communauté riche l'Arménie peut en bénéficier d'avantage. A Créer des réseaux ou publier une liste avec les offres, ou bien créer un site comme la communauté russe (Les Russes en Belgique)
Q Comment l'Arménie peut-elle survivre à l'expansionnisme turc? A En renforçant son économie, son armée et en éliminant la corruption.
Q Comment mobiliser davantage la diaspora A Par une forte imprégnation culturelle et linguistique, par davantage de meetings politique s qui ont disparu aujourd'hui
Q Comment mobiliser les jeunes A Plus d'événements, exploiter les réseaux sociaux de manière massive, payer des célébrités
Q Comment nous nous percevons entre arménien A Sa dépend du lien
Q Comment renforcer et structurer la diaspora? A That is the question!
Q Comment ressentiez-vous votre arménité dans votre pays de naissance A Profusion d'événements socio-culturels et représentativité politique
Q Comment se fédérer / comment aider l'Arménie / comment obtenir la nationalité A
Q Comment un arménien peut-il rester dans sa communauté et dans sa culture arménienne, du plus « jeune » âge à un âge « ancien » A Voir son pays, l'Arménie, l'Artsakh, comprendre et prendre conscience du peuple auquel on appartient, la culture, sa religion. Tout se travaille sur la prise de conscience, à un instant T, que l'on appartient à une communauté, qui a une histoire si grande et valeureuse. Sentir que l'on a la chance d'être né Arménien, sans pour autant être autain et non respectueux des autres êtres humains sur terre. Apporter également une solidarité entre arméniens, pas seulement quand il y a une guerre, pour comprendre que l'on a un pays ou que l'on appartient à une communauté. L'éducation transmise des aînés a toute son importance
Q Connaissez-vous bien l'histoire de vos ancêtres arméniens? A Oui par les récits de ma mère et oncles/tantes.
Q Corruption A Lutter contre la corruption
Q Cultivez-vous de la rancœur ou haine envers les ottomans A oui
Q Dans le cas où votre conjoint n'est pas arménien.ne comment se positionne-t-il ? A Fort intérêt et curiosité, je me sens plus arménienne encore via son regard, je sais qu'il aura envie que nos enfants grandissent en harmonie avec leurs racines arméniennes.
Q Dans les professions exercées, pas de médical. A Docteur en Chirurgie Dentaire
Q Dans quelle langue conversez-vous avec vos petits-enfants? A L'arménien
Q Dans quelles mesures les arméniens de la diaspora peuvent contribuer à l'évolution de l'Arménie ? A Sous forme de programme ? Sous forme de dons ? En visitant le pays ? etc
Q De quelle manière pouvons nous soutenir l'Arménie et l'Artsakh, à quelle fréquence doit être l'engagement pour la patrie? A 1) dons, projets d'investissement, sensibilisation par des événements, lobbying 2) la fréquence de l'engagement doit être régulière et tous les jours
Q De quels pays/villes sont originaires nos parents / ancêtres A Dersim/ van
Q Desire to improve / learn Armenian language A Strong
Q Désolé, je n'ai pas beaucoup de temps pour en réfléchir maintenant A
Q Désolée, certaines questions étaient mal formulées et demandaient plus de précisions A Il fallait développer certaines questions et demander un développement
Q Donnez-vous régulièrement de l'argent à la communauté arménienne A Oui

Question 70. What question is missing from this questionnaire? And how would you answer it? (*responses are grouped by language: Armenian, Dutch, English, French, Russian)

French
Q Enlever la question sur les femmes prêtres, c'est ridicule et blasphématoire. A .
Q Envisager vous en courager vos enfants de faire un jour sience po? A Oui, non,
Q Es que l'Arménie et reste armenien aujourd'hui pour vous un prioritaire dans votre vie A Oui
Q Est-ce que la communauté arménienne de la diaspora fait suffisamment d'efforts pour accepter les personnes LGBTQIA+ dans la communauté ? A Non
Q Est-ce que vous croyez en la pérennité de la diaspora ? A Oui, tant que les foyers arméniens du Caucase et du Moyen Orient assureront la relève
Q Est-ce que vous pensez que vos enfants se sentent arméniens ? A A moitié (les parents sont un couple mixte)
Q Est-il important de pratiquer la langue arménienne? A Je regrette profondément de n'avoir suivi que 3 années de cours d'arménien, de mes 10 ans à mes 13 ans. Apprendre la langue, c'est se fondre plus facilement dans la culture d'un pays. Les cours d'arménien manquent en Belgique. Je suis toujours demandeuse. Si j'avais parlé couramment la langue, je l'aurais transmise à mes enfants.
Q Est-il important pour un arménien de se marier à un(e) arménien(ne) A Oui
Q Êtes vous engagé dans une organisation caritative ou politique sans lien avec les arméniens ? A Emmaüs
Q Êtes vous favorable au concept de communauté ? A Non
Q Êtes vous fier d'être armenien A Oui
Q etes vous fier d'etre francais ? A oui
Q Êtes vous fière d'être arménien A Oui tellement fière et j'espère pouvoir changer certaines choses comme la relation entre les arméniens et les turques
Q Etes vous fière de vos origines A Oui
Q Faites vous parti d'une association ? A Charjoum
Q Faites-vous réellement partie d'une communauté arménienne ? Si non, ressentez-vous parfois un "syndrome de l'imposteur"? A oui
Q Financement de l'église et des écoles armeniennes, ainsi que les membres du Comité A Je trouve qu'il est nécessaire de financer les écoles et le membres du Comité. Il s'agit pas de salaire mais d'un remerciement financier. Cela demande beaucoup de temps et d'implcation. Certes c'est notre devoir mais néanmoins ce geste me semble important
Q groupes de paroles sur le statut de la deuxième génération A Il n y a rien eu. tout a été transmis de manière verticale. ehech
Q Il manquait l'option "J'avais pour projet de venir en Arménie et suite à la guerre cela à confirmé mon envie" A Par ailleurs, vous pourriez éventuellement préciser au début du sondage le temps estimé pour le renseigner
Q implication politique A
Q L'origine de mes parents A Istanbul
Q la diaspora as-t-elle un avenir sans l'Arménie A pas à long terme, mais l'Arménie n'as pas d'avenir sans la diaspora
Q La disparition éventuelle des diasporas arméniennes et/ou de l'Arménie est-elle pour vous un sujet d'inquiétude ? A Oui.
Q La lutte contre l'assimilation A
Q La politique française aide ou soutient suffisamment l'Arménie ou sa diaspora franco-arméniens ? A Oui / Non
Q La situation actuelle de l'Arménie semble très préoccupante. Que comptez vous faire dans l'avenir pour éviter qu'elle ne disparaisse? A Le plan actuel de la Turquie et de l'Azerbaïdjan est de détruire l'Arménie. Il faut tout faire pour éviter cela.
Q Le fait de ne pas parler arménien est-il un frein à la vie communautaire arménienne de votre ville A oui
Q Le manque de citoyens d'origine arménienne dans les hautes sphères politiques des pays de la diaspora, pour peser sur les décisions. A
Q Le plat préféré en tant qu'arménien(ne) A Dolma
Q Le ressentiment de mélange d'une ou deux culures A
Q Le vécu traumatique du génocide dans les familles et l'incidence dans la transmission de la langue et de la culture dans les familles A Difficultés de communication dans le maintien et la co habitation des langues langue d'origine et langue du pays d'accueil.ui
Q Les + et - de la communcate Armenienn selon notre perception A Travaillerus, bienveillonts, efficaces individuellement mais trop clanique meme en son sein
Q Les couples mixtes / non-mixtes A N/A
Q Les professions médicales manquent A
Q les questions propres à la pérennité de la diaspora A
Q L'origine de nos parents d'ou on vient de base A L'expérience prouve que selon nos racines nos façons de penser et voir les choses sont différentes et malgré moi je fais que soit arménien les origines nous différencient. Ça aura apporté une autre dimension au qcm
Q Ne pas parler la langue arménienne fait-il de vous un non-Arménien? A Non.
Q Ne pensez vous pas que cela devrait plutôt être le rôle de l'état arménien d'impulser lui même le lobby et la diaspora au lieu d'avoir un MAE aussi passif ? A Oui !!!
Q Notre opinion sur une résurgence de l'Arménie Occidentale A Possible, par le moyen de la diaspora et diplomatique
Q On a scale of 1-10, how important is it to you to feel Armenian A 7
Q Où sont nés vos parents ? A Istanbul

Question 70. What question is missing from this questionnaire? And how would you answer it? (*responses are grouped by language: Armenian, Dutch, English, French, Russian)

French
Q Parlez moi de votre grand-mère arménienne? et de toute votre famille, éparpillée au 4 coins du monde. A plusieurs livres ont été écrit sur le sujet
Q Participerez vous aux élections? A Non, car l'arménien habitant en Arménie a seul droit de décider de son gouvernement
Q Peut on se sentir pas assez arménien A Oui et non
Q Plus de questions sur la diaspora et les visions pour son future A
Q Position et puissance de la diaspora : est-elle suffisante aujourd'hui ? A Il est urgent de Palier au manque de cohésion et d'unité de la diaspora et
Q Pourquoi tant de haine A Paix
Q Qu'avez-vous transmis à vos enfants? A La langue, la cuisine, la danse et surtout l'histoire
Q Quand vous sentez-vous le plus arménien ? Avez-vous déjà eu honte d'être arménien ? Dans les dernières 24h avec combien de personnes avez-vous parlé arménien ? Êtes-vous abonné à un journal arménien ? Avez-vous un prénom arménien ? Avez-vous donné un prénom arménien à vos enfants ? A exemples de questions
Q Que faut-il faire pour que les arméniens travaillent ensemble, et ne se divisent pas à la moindre crise d'égo.. A Je ne sais pas
Q Que pensez vous de votre armenite dans votre pays d'accueil A Toujours faire honneur à notre pays d'accueil, et ne surtout jamais oublier nos origines arménien
Q que pouvez-vous faire pour récupérer les biens spoliés A en parlant de mon expérience
Q Que voudriez-vous faire pour contribuer au succès et à la prospérité de l'Arménie? A J'aimerais rejoindre un cercle pragmatique engagé dans la recherche de solutions au développement économique du pays
Q quel a été le niveau de vie de vos parents arrivés en France en 1925 A Très modeste et avec une difficulté d'accueil
Q quel action peut-on faire pour faire reconnaître le génocide arménien A action des dirigeants arménien auprès de la CPI
Q Quel Arménien parlez-vous (ou apprenez-vous)? A Arménien occidental
Q quel avenir pour notre dispora ? A la dilution de notre langue est inquiétante
Q Quel avenir voyez vous pour l'Arménie ? A Une intégration dans l'Europe
Q quel est le plus urgent pour la survie de l'arménité en diaspora et de l'arménie a terme ? A construire 27 lycées arméniens -autant que d'églises existantes en france et idem dans toute la diaspora
Q Quel est le role de la Diaspora A Soutien technologique etfinancier dans tous les domaines y compris sur le plan diplomatique et politique dans pays en oubliant notre appartenance politique. Le pire ennemi de l'Armenie sont les politiques de la Diaspora. Que ceux qui veulent faire faire de la politique aillent vivre en Arménie.
Q Quel métier exercez-vous A Psychanalyste Psychotherapeute
Q Quelle est la chose la plus urgente sur laquelle le peuple Arménien doit agir? A Sa politique étrangère et notre capacité diplomatique
Q Quelle est la priorité de l'état arménien après la guerre? A former un personnel politique digne de ce nom et créer un état de droit
Q Quelle est le personnage historique qui vous inspire le plus ? A Vazgen Sargsyan
Q Quelles actions concrètes doit mener la disaspora pour aider l'Armenie A S'unifier tout d'abord, former une Arménie pour mieux agir et aider notre patrie
Q Quelles aides apporter aux familles des soldats A Aide financière
Q Quelles sont les solutions pour la survie de la diaspora A Apprendre à la communauté arménienne à prendre conscience de leur identité, et de leur devoir de rester arménien, en instaurant des débat politique, religieux et culturelle
Q quels sont les caracteres marquant des armeniens A resilience - perseverance- adaptabilité-
Q Qu'est ce que se sentir armenien ? A reponses multiples possibles ... dont la problématique du "manque ", de la "perte"
Q Qu'est-ce qui a amené votre famille dans votre paysactuel A Génocide
Q Questions on disability A Prefer not to answer

Question 70. What question is missing from this questionnaire? And how would you answer it? (*responses are grouped by language: Armenian, Dutch, English, French, Russian)

French
Q Questions sur la position de l'occident sur l'Arménie A Nous devons nous mobiliser pour que l'Occident soutienne l'Arménie militairement et politiquement. Notre salut ne viendra pas de la Russie.
Q Quoi faire pour que la diaspora rentre dans le parlement Armenien? Avec combien de siege ? A La diaspora n'est pas que vache à lait et avoir 10% de siege
Q Selon vous pensez vous que des films armeniens (doublé et de qualité) permettez à l'Arménie de se faire connaître A Oui car aujourd'hui encore beaucoup trop de gens ignore ce que c'est l'arménie et ou la placer sur une carte il faudrait un moyen et le moyen et bien sur les film marre de voir toujours les mêmes acteurs partout mihran tsarukyan et Jen passe toujours les mêmes choses un vrai film de guerre par exemple bien tournée et de qualité double par des armeniens de la diaspora de plusieurs pays différent (pour qu'il puissent être en plusieurs langue) pourrais touché un peu plus de monde et les gens pourrais s'intéresser à l'Arménie (j'ai donner un exemple avec la guerre mais bien sûr avec tout les sujet possible)
Q Seriez vous intéressé d'aider financièrement et de manière régulière l'Arménie pour son développement? A Oui
Q Seriez vous intéressé d'obtenir la citoyenneté arménienne A Oui
Q Seriez-vous prêt à tout quitter pour vous installer à Arménie afin de sauver votre patrie ? A Oui
Q Souhaiteriez vous entre en contact avec un membre du gouvernement A Oui j'attend que ça
Q Souhaitez vous prendre la nationalité arménienne. Bi national A
Q Statut emploi A Artiste ou intermittent du spectacle
Q suite concernant enfants-petits enfants A
Q Suivez vous le politiciens belges qui se mobilisent pour l'artsakh ou l'arménie? A Je les contacte, les remercie,...
Q Trouver vous que les arméniens en France roule en Mercedes noir plutôt noir plutôt moche et que ça en devient ridiculiser A Oui parce que c'est extrêmement commun et au bout d'un moment Mercedes c'est pas fameux il faut arrêter avec ça, bmw ou porche c'est déjà mieux
Q Trouvez-vous ce questionnaire long ? A Oui
Q Trouvez-vous normal que les citoyens arméniens vivant à l'extérieur n'aais pas le droit de vote ? A NON
Q Trouvez-vous un danger aux mariages mixte A Oui
Q Une ou des questions sur les valeurs inculquées dans la communauté, en particulier concernant le sexisme, les rôles et la pression familiale, la pression communautaire A Je sens que ces problèmes sont importants et doivent être dépassés pour pouvoir nous émanciper et vivre une identité plus décomplexée et libre
Q UNESCO et protection du patrimoine culturel et action pour la libération des prisonniers de guerre Arméniens A
Q Vos enfants ont ils épousé un (e) armenien A 1 sur les 3
Q Vos questions ne concerne pas trop aux personnes nées en RA A
Q Votes (politique) / rapport à la montée de l'extrême droite, de l'autoritarisme et du suprémacisme blanc chrétien/islamophobe en Europe/en Turquie A gauche / inquiétude
Q Voulez-vous récupérer un bien spolié en Turquie A Oui
Q Vous sentez vous encore Arménien après 4 ou 5 générations après le génocide ? A OUI
Q Vous souciez-vous plus de l'avenir du pays dans lequel vous vous trouvez ou de l'avenir de l'Arménie ? A L'avenir de l'Arménie
Q Vous voulez pouvoir voter aux élections en Arménie A Oui j'aimerais pouvoir obtenir la nationalité arménien plus facilement et pouvoir voter aux élections en Arménie
Q Y aura t'il encore une Arménie avec des Arméniens dans le futur ? A Oui ! Car nous sommes un peuple combatif et résilient, attaché d'une manière ou d'une autre à nos terres ancestrales.
Q Y'a t'il une différence entre les arméniens et les turques ou azeries? A Aucune différence

Question 70. What question is missing from this questionnaire? And how would you answer it? (*responses are grouped by language: Armenian, Dutch, English, French, Russian)

Russian
Q Что такое христианство? А Это любовь к ближнему
Q Что от этого изменится? А Наша жизнь
Q что нам больше всего мешает в жизни? А
Q Что мешает армянским переселенцам третьей волны (1991) вписаться в местное российское сообщество? А Иной менталитет и нежелание принять местные ценности
Q Хотите ли Вы эмигрировать за рубеж? А нет
Q Хотели ли вы жить на родине? А Да
Q Хотели бы вы получить гражданство Армении? А Да
Q Хорошая ли у нас молодёжь? А Да! У нас хорошая молодёжь!
Q Тяжело лт быть армянином-нкой? А Тяжело, но если бы был выбор, опять родилась армянкой
Q с чего назад ,чтобы мир стал добрее, а армения расцветала?. с себя , и возвращению и духовному последнюю А
Q про флаг, гимн, герб А
Q Причина переезда на новое место жительства (в Россию, например) А Выбор родителей в пользу комфортной языковой и культурной среды для своих детей
Q Почему являясь армянином живете в другой стране? А Вынудили
Q Почему отдал Арцах? А Не надо было отдавать, это исконно армянские земли. Скоро у армян вообще не останется земли!!!!
Q Почему мир закрывает глаза на то, что творится в Нагорном Карабахе? А Потому что им так выгодно.
Q Почему вы являетесь армянкой или армянином и живете в другой стране? А Потому что выгодно было
Q Почему вы согласились заполнить анкету? А В надежде, что это может принести пользу
Q Почему большинство армян ассимилируются и теряют свои корни? А По глупости и отсутствию принципов
Q Посещали ли вы Арцах? А Да, посещал
Q Оцените вашу любовь к Армении от 1 до 10 А 10
Q Откуда ваши корни? А
Q Ограничивает ли диаспора мировоззрение/типизирует? А Скорее да, чем нет
Q О колониальных армянах Мясниковского района РО. А Богатая история и сохранность культурных ценностей
Q О будущем молодежи Армении А Смогла бы ответить при личной встрече
Q Нравится ли место проживания? А Нет
Q Нравится ли вам премьер-министр Армении? Довольны ли вы им? А НЕТ
Q Насколько Вы любите свой народ и гордитесь им? А Желаю процветания
Q Мало вопросов, связанных с жизнью диспоры, больше ориентирован на жителей из бывших республик СССР А
Q Мало вопросов про детей, а про внуков вообще нет А
Q Кто самый лучший человек в отделении регионоведения? А Бедрик Андрей
Q Кто больше всех принес страдания армянскому народу? А Турки, азия, немцы, британцы и сами армяне-предатели!
Q Кого бы вы хотели видеть премьер-министром Армении? А
Q Когда Никол пашинян должен покинуть пост? А незамедлительно
Q Когда же прекратятся межнациональные столкновения народов? А Когда люди научатся ценить жизнь каждого человека.
Q Кем я себя считаю по национальности? Каков мой родной язык? А Армения. Родной язык - русский, так как я училась в русской школе, живя в России. Думаю я на русском языке!
Q Кем бы вы заменили президента/премьер-министра Армении? А Нормальным человеком
Q Какой армянский язык Вы хотели бы учить в школе? А Западно-армянский, т.к предки жили в Западной Армении
Q Какое будущее ждет Армению и Арцах? А Не знаю!
Q Каким образом можно обеспечить возвращение армян обратно на родину в Армению? А Инвестиции и искоренение коррупции
Q Какие у нас цели?-Лидер страны не обозначил А Актуально ли создание общеобразовательной армянской школы в Ростове-на-Дону?-Да, мы должны сами учить своих детей
Q Какие проблемы возникают при переезде в Россию? А Нужна помощь в получении гражданства, финансовые проблемы, трудоустройство.

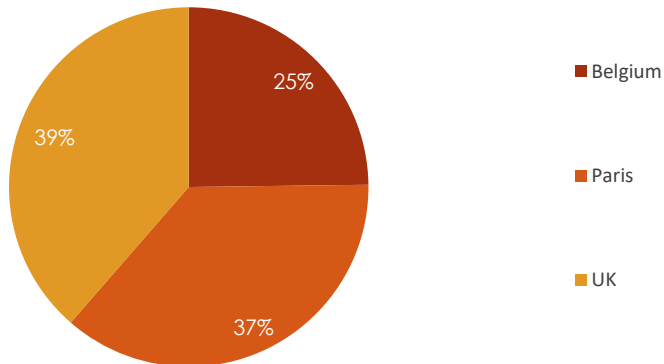
Question 70. What question is missing from this questionnaire? And how would you answer it? (*responses are grouped by language: Armenian, Dutch, English, French, Russian)

Russian	
Q	Какие проблемы армянская община испытывает в вашем регионе? А Проблемы изучения языка в рамках классных занятий, как это было многие годы до настоящего времени. Теперь только факультатив!
Q	Как рабочему человеку живется в РФ? А Средне
Q	Как защитить свой народ по всему миру от напасты? А Создать защитный центр юристов и защищать армян от любых бед
Q	Как вы относитесь к приезжим армянам? А Хорошо, если они чувствуют себя в гостях
Q	Как Вы относитесь к нынешней ситуации в Армении? А Крайне отрицательно
Q	Имеет ли значение для вас национальность? А Нет. В моей национальности есть хорошие и плохие люди.
Q	За кого вы бы проголосовали на выборах, если бы были гражданами Армении и жили там? А Никакой политик, который сейчас участвует в выборах в Армении, не достоин управлять страной
Q	Если бы вы открывали свое ИП, вам было бы важно, чтобы сотрудники были армяне? А да/нет/затрудняюсь ответить
Q	Должны ли армяне(ки), которые живут на планете Земля помогать друг другу? А Да, должны в любой ситуации оказывать помощь и внимание
Q	Гордитесь ли Вы своей национальностью? А Да!Очень!
Q	Вы учились в Армении? А Учился в армянском государственном педагогическом институте
Q	Вы рады, что по национальности Вы армянин(ка)? Да,я горжусь, что армянка А
Q	Вы из Армении? А Нет. Мы переселенцы из Крыма и более 240 лет проживаем в России и считаем нашу Родину Россия.
Q	Вы из Армении? А Нет, я не имею отношения к Армении, так же как и все жители моего района
Q	Вы довольны текущим состоянием армянской общины? А Нет. Требуется больше взаимоуважения.
Q	Вы гордитесь, что Вы армянин(ка)? Да, я горжусь, что я армянка А
Q	вы гордитесь тем, что принадлежите к армянскому народу ? А да
Q	Вы гордитесь тем, что Вы армянин? А Да, горжусь
Q	Вы гордитесь своей национальной принадлежностью? А Да
Q	Ваше отношение к лицам турецкого происхождения? Абсолютно негативно А
Q	Были ли уроки армянского языка в вашей русской школе? А Да
Q	Анкета достаточно содержательна А
Q	А Какую роль играет церковь в жизни армянской общины?

Community

ARMENIAN DIASPORA SURVEY 2021

COMMUNITY



Base: All Respondents (1357) Data weighted within each community to known demographic profile by age, gender, and region.
Fieldwork dates: Belgium, Paris, UK Apr-Jun 2021; Rostov-on-Don Apr-Jul 2021.

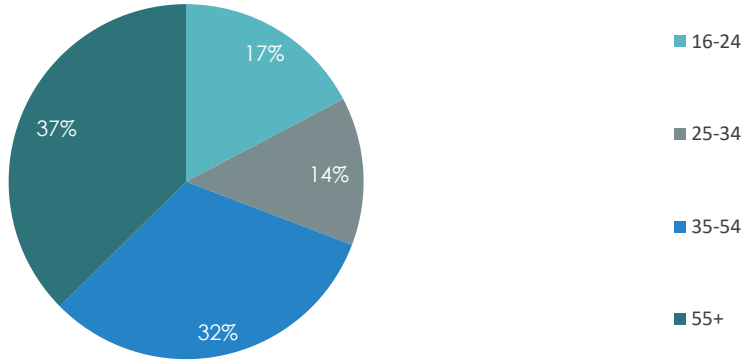
QUESTION - Single code	Western Europe	COMMUNITY				AGE			
		Belgium	Paris	UK	Rostov-on-Don	16-24	25-34	35-54	55+
Community	Base=1357	336	496	525	969	173	207	429	548
	%	%	%	%	%	%	%	%	%
Belgium	25	100	0	0	0	24	25	25	25
Paris	37	0	100	0	0	37	39	37	35
UK	39	0	0	100	0	40	36	38	40
Russia	0	0	0	0	100	0	0	0	0
TOTAL	100	100	100	100	100	100	100	100	100

QUESTION - Single code	Western Europe	GENDER		FIRST ARRIVED		
		Male	Female	You	A parent	Grandparent / Earlier gen
Community	Base=1357	658	699	405	497	343
	%	%	%	%	%	%
Belgium	25	25	25	29	25	18
Paris	37	37	36	15	35	58
UK	39	38	39	56	40	24
Russia	0	0	0	0	0	0
TOTAL	100	100	100	100	100	100

Age

ARMENIAN DIASPORA SURVEY 2021

AGE



Base: All Respondents (969).
Fieldwork dates: Rostov-on-Don Apr-Jul 2021.

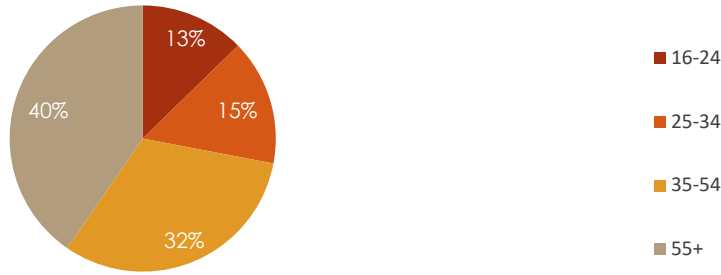
QUESTION - Single code	Rostov-on-Don	Age			
		16-24	25-34	35-54	55+
Age	BASE=969	203	247	353	173
	%	%	%	%	%
16-24	17	100	0	0	0
25-34	14	0	100	0	0
35-54	32	0	0	100	0
55+	37	0	0	0	100
TOTAL	100	100	100	100	100

QUESTION - Single code	Rostov-on-Don	GENDER		FIRST ARRIVED		
		Male	Female	You	A parent	Grandparent / Earlier gen
Age	BASE=969	438	539	126	311	532
	%	%	%	%	%	%
16-24	17	8	17	3	18	17
25-34	14	14	17	10	21	14
35-54	32	32	31	39	24	32
55+	37	46	35	48	37	37
TOTAL	100	100	100	100	100	100

Age

ARMENIAN DIASPORA SURVEY 2021

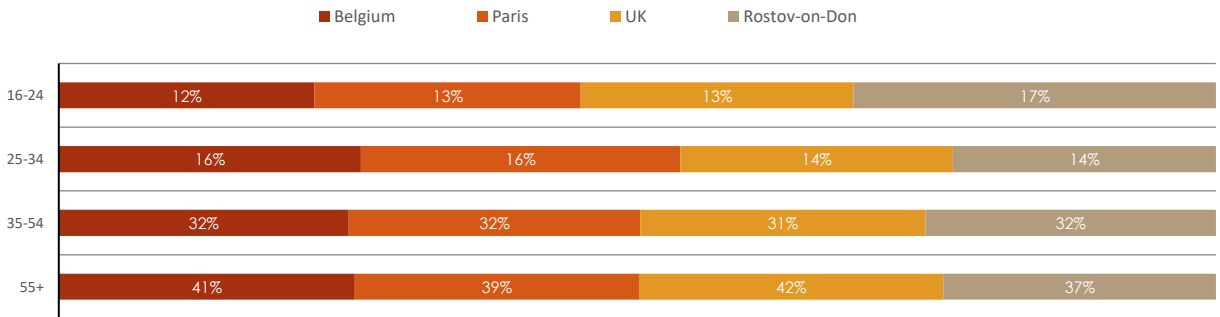
AGE



Base: All Respondents (1357) Data weighted within each community to known demographic profile by age, gender, and region.
Fieldwork dates: Belgium, Paris, UK Apr-Jun 2021; Rostov-on-Don Apr-Jul 2021.

ARMENIAN DIASPORA SURVEY 2021

AGE

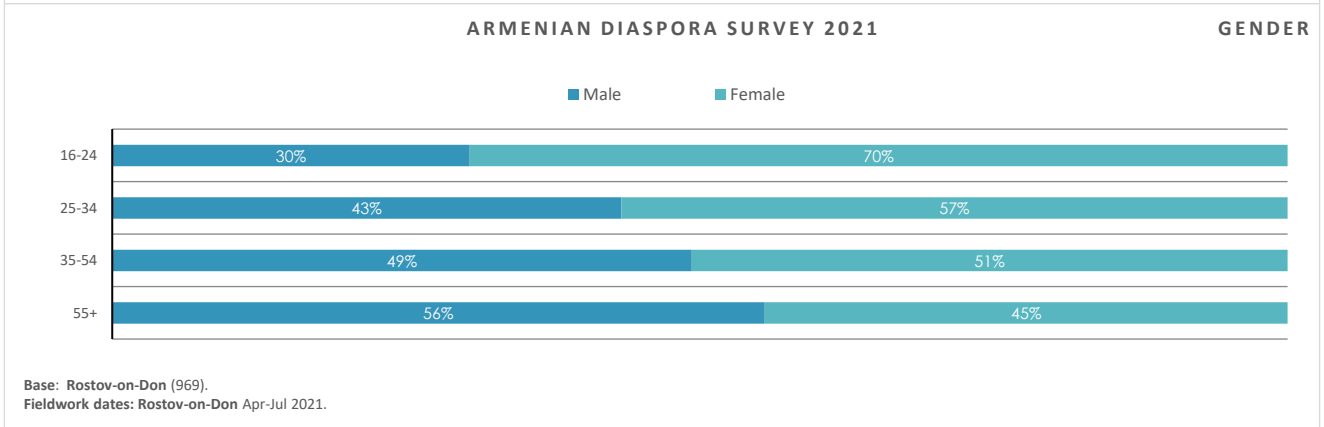
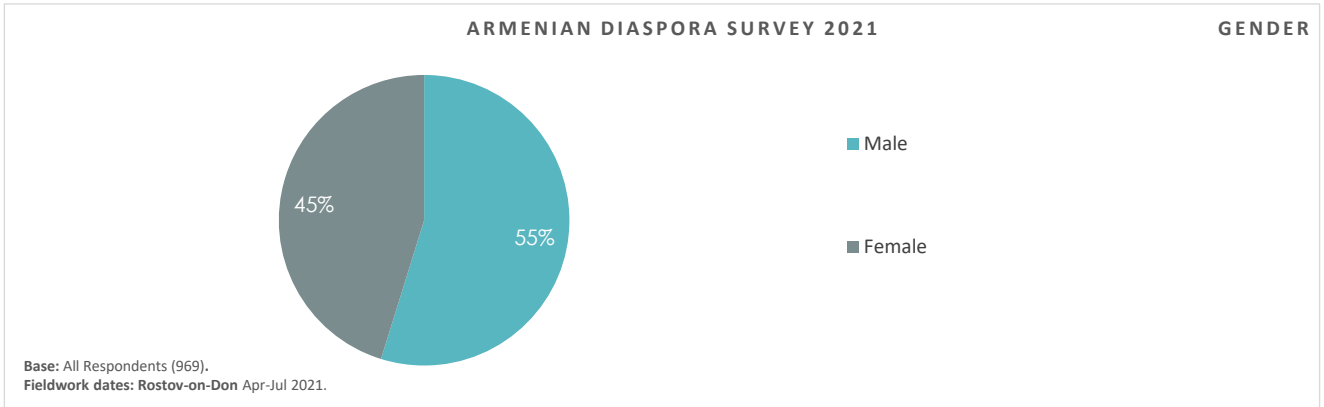


Base: Belgium (336), Paris (496), UK (525), Rostov-on-Don (969) Data weighted within each community to known demographic profile by age, gender, and region
Fieldwork dates: Belgium, Paris, UK Apr-Jun 2021; Rostov-on-Don Apr-Jul 2021.

QUESTION - Single code	Western Europe	COMMUNITY				AGE			
		Belgium	Paris	UK	Rostov-on-Don	16-24	25-34	35-54	55+
Age	Base=1357	336	496	525	969	173	207	429	548
	%	%	%	%	%	%	%	%	%
16-24	13	12	13	13	17	100	0	0	0
25-34	15	16	16	14	14	0	100	0	0
35-54	32	32	32	31	32	0	0	100	0
55+	40	41	39	42	37	0	0	0	100
TOTAL	100	100	100	100	100	100	100	100	100

QUESTION - Single code	Western Europe	GENDER		FIRST ARRIVED		
		Male	Female	You	A parent	Grandparent / Earlier gen
Age	Base=1357	658	699	405	497	343
	%	%	%	%	%	%
16-24	13	8	17	3	18	17
25-34	15	14	17	10	21	14
35-54	32	32	31	39	24	32
55+	40	46	35	48	37	37
TOTAL	100	100	100	100	100	100

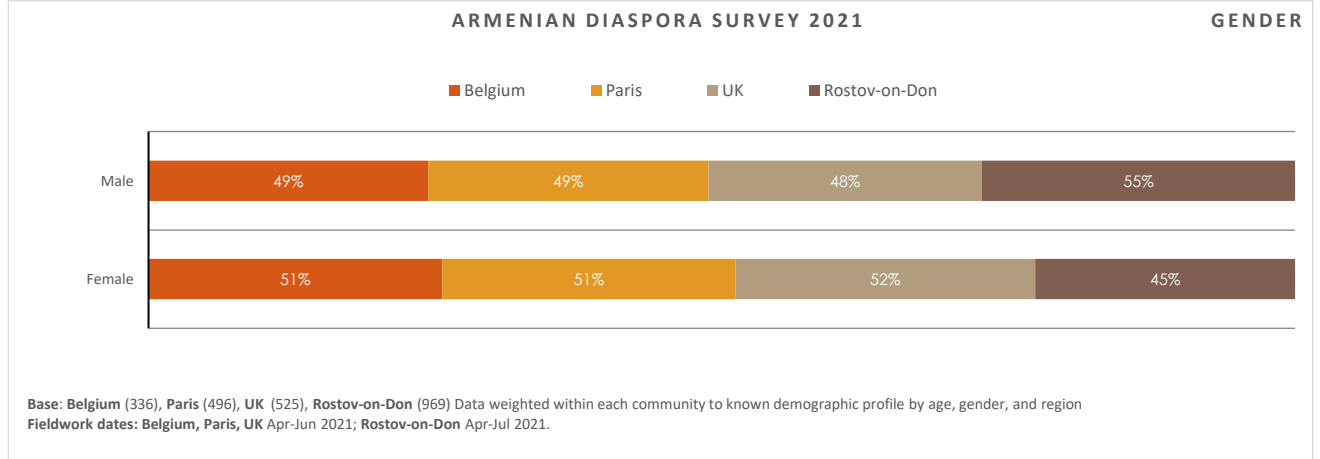
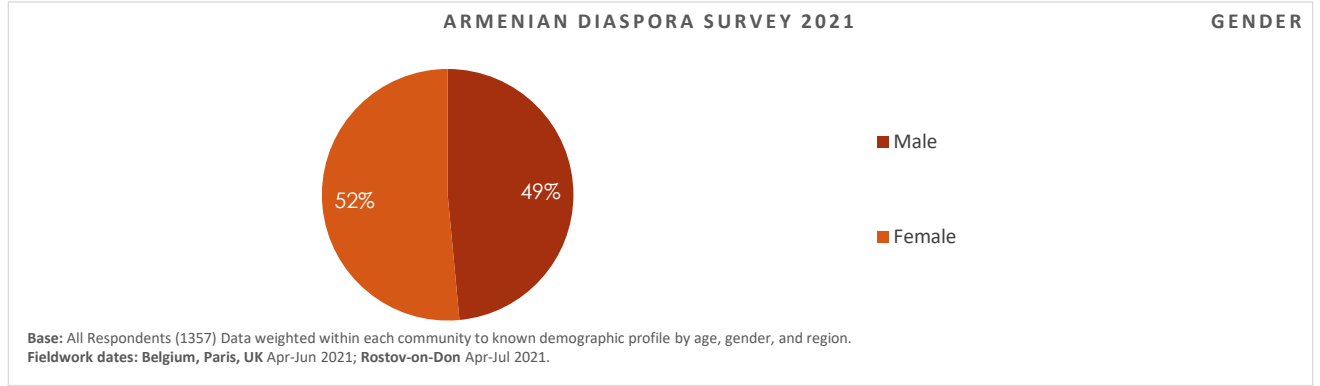
Gender



QUESTION - Single code	Rostov-on-Don	Age			
		16-24	25-34	35-54	55+
Gender	BASE=969	203	247	353	173
	%	%	%	%	%
Male	55	30	43	49	56
Female	45	70	57	51	45
TOTAL	100	100	100	100	100

QUESTION - Single code	Rostov-on-Don	GENDER		FIRST ARRIVED		
		Male	Female	You	A parent	Grandparent / Earlier gen
Gender	BASE=969	438	539	126	311	532
	%	%	%	%	%	%
Male	55	100	0	44	47	55
Female	45	0	100	56	53	45
TOTAL	100	100	100	100	100	100

Gender

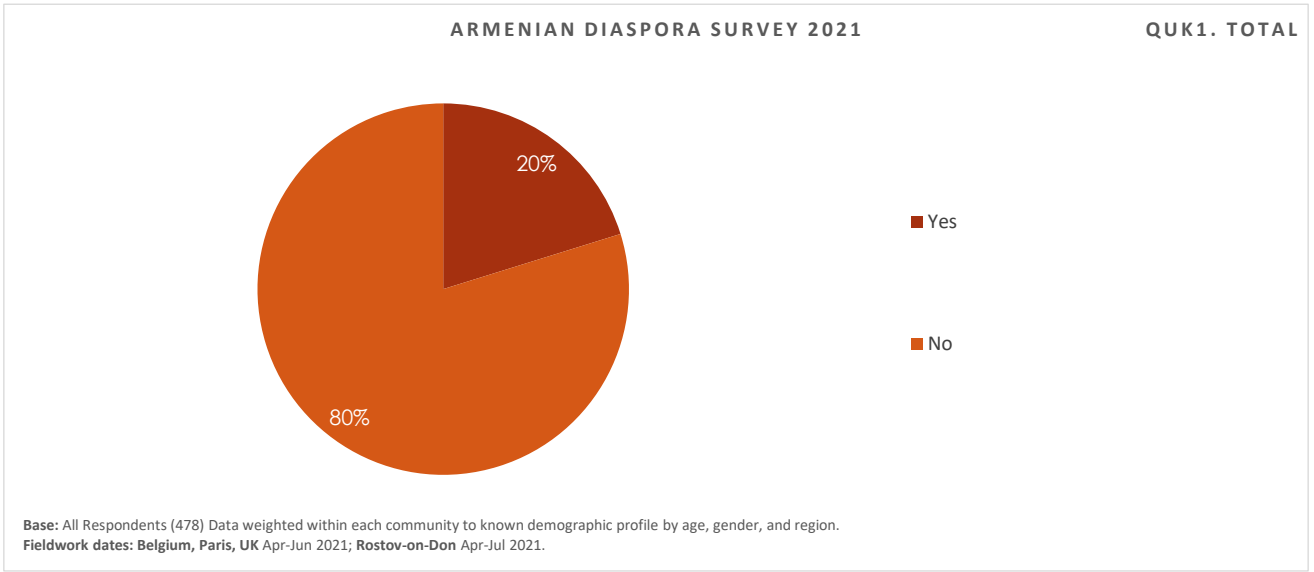


QUESTION - Single code	Western Europe	COMMUNITY				AGE			
		Belgium	Paris	UK	Rostov-on-Don	16-24	25-34	35-54	55+
Gender	Base=1357	336	496	525	969	173	207	429	548
	%	%	%	%	%	%	%	%	%
Male	49	49	49	48	55	30	43	49	56
Female	52	51	51	52	45	70	57	51	45
TOTAL	100	100	100	100	100	100	100	100	100

QUESTION - Single code	Western Europe	GENDER		FIRST ARRIVED		
		Male	Female	You	A parent	Grandparent / Earlier gen
Gender	Base=1357	658	699	405	497	343
	%	%	%	%	%	%
Male	49	100	0	44	47	55
Female	52	0	100	56	53	45
TOTAL	100	100	100	100	100	100

Country Specific Questions: United Kingdom

QUK1. In the last year, have you attended any events organised by non-Armenian ethnic or cultural communities in the UK?

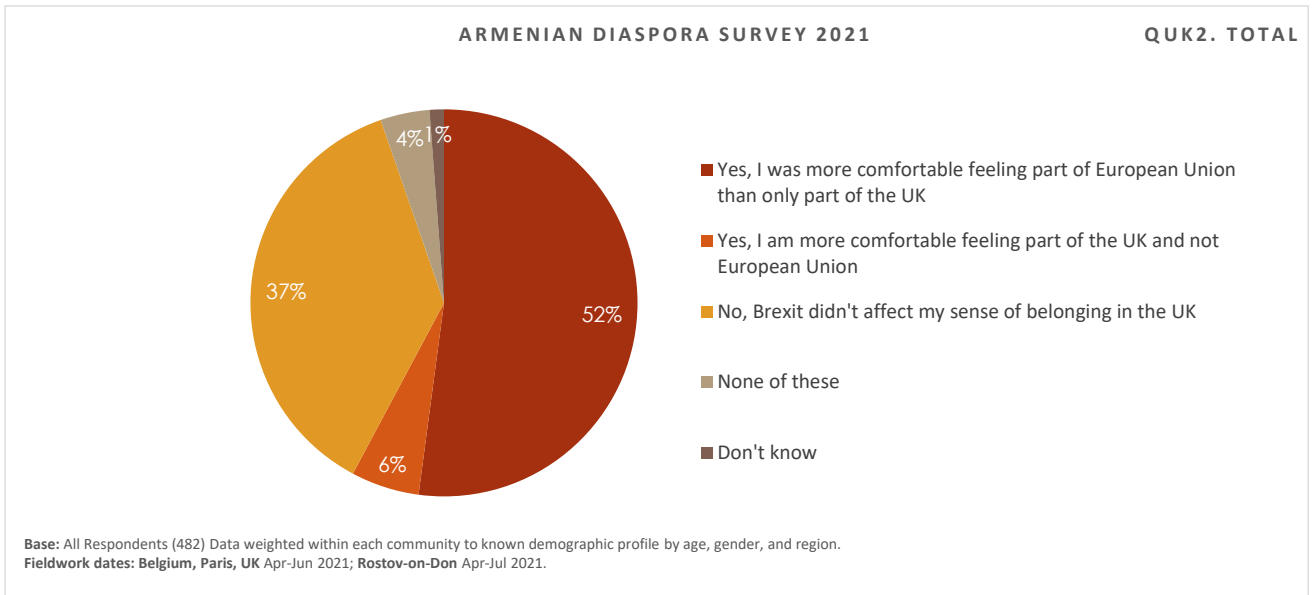


COUNTRY SPECIFIC QUESTIONS									
UK									
QUESTION - Single code	Western Europe	COMMUNITY				AGE			
		Belgium	Paris	UK	Rostov-on-Don	16-24	25-34	35-54	55+
QUK1. In the last year, have you attended any events organised by non-Armenian ethnic or cultural communities in the UK?				478		67	64	150	197
	%	%	%	%	%	%	%	%	%
Yes	0	0	0	20	0	9	27	18	23
No	0	0	0	80	0	91	73	82	77
TOTAL	0	0	0	100	0	100	100	100	100

QUESTION - Single code	Western Europe	GENDER		FIRST ARRIVED		
		Male	Female	You	A parent	Grandparent / Earlier gen
QUK1. In the last year, have you attended any events organised by non-Armenian ethnic or cultural communities in the UK?		222	255	193	189	76
	%	%	%	%	%	%
Yes	0	19	21	19	19	27
No	0	81	79	81	81	74
TOTAL	0	100	100	100	100	100

Country Specific Questions: United Kingdom

QUK2. Has Brexit affected the way you consider your sense of belonging in the UK?

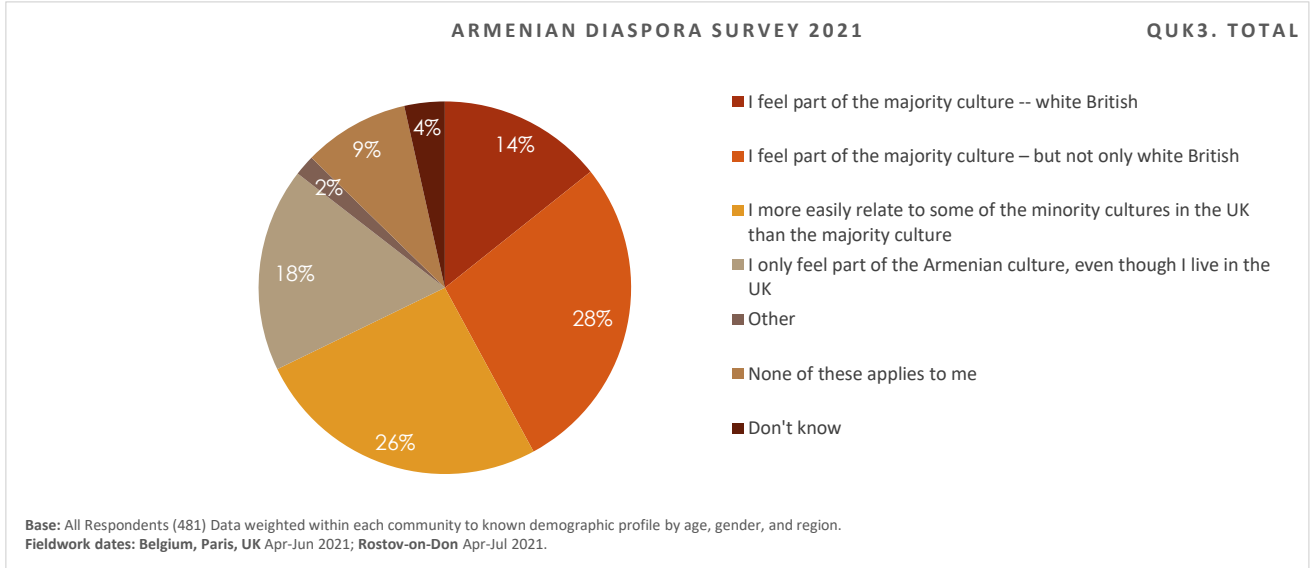


COUNTRY SPECIFIC QUESTIONS									
UK									
QUESTION - Single code	Western Europe	COMMUNITY				AGE			
		Belgium	Paris	UK	Rostov-on-Don	16-24	25-34	35-54	55+
QUK2. Has Brexit affected the way you consider your sense of belonging in the UK?				482		67	66	151	199
	%	%	%	%	%	%	%	%	%
Yes, I was more comfortable feeling part of European Union than only part of the UK	0	0	0	52	0	49	51	50	55
Yes, I am more comfortable feeling part of the UK and not European Union	0	0	0	6	0	0	2	4	10
No, Brexit didn't affect my sense of belonging in the UK	0	0	0	37	0	44	37	42	31
None of these	0	0	0	4	0	7	7	2	4
Don't know	0	0	0	1	0	0	3	3	0
TOTAL	0	0	0	100	0	100	100	100	100

QUESTION - Single code	Western Europe	GENDER		FIRST ARRIVED		
		Male	Female	You	A parent	Grandparent / Earlier gen
QUK2. Has Brexit affected the way you consider your sense of belonging in the UK?		226	256	212	192	78
	%	%	%	%	%	%
Yes, I was more comfortable feeling part of European Union than only part of the UK	0	55	50	56	52	42
Yes, I am more comfortable feeling part of the UK and not European Union	0	10	2	4	6	9
No, Brexit didn't affect my sense of belonging in the UK	0	33	41	35	36	43
None of these	0	1	7	4	5	3
Don't know	0	2	0	1	1	3
TOTAL	0	100	100	100	100	100

Country Specific Questions: United Kingdom

QUK3. Identities seem to be shifting in the UK, post-Brexit and with the cities becoming ever more diverse. Do you feel part of the majority culture or more as a member of a minority group?

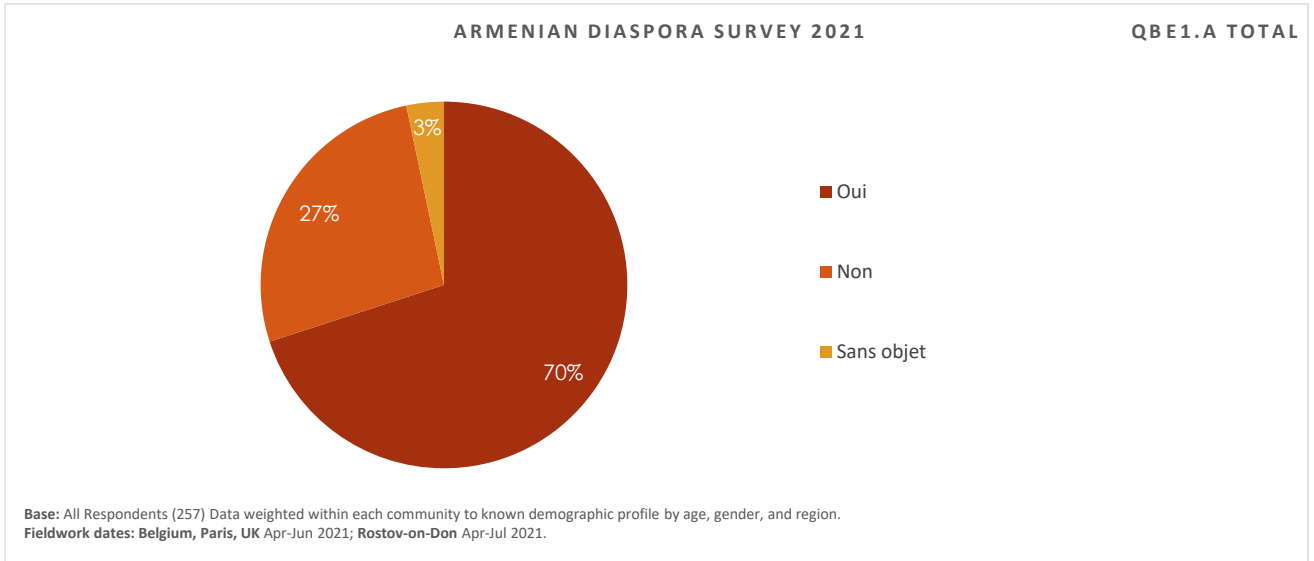


COUNTRY SPECIFIC QUESTIONS									
UK									
QUESTION - Single code	Western Europe	COMMUNITY				AGE			
		Belgium	Paris	UK	Rostov-on-Don	16-24	25-34	35-54	55+
QUK3. Identities seem to be shifting in the UK, post-Brexit and with the cities becoming ever more diverse. Do you feel part of the majority culture or more as a member of a minority group?	Base=481			481		67	65	152	198
	%	%	%	%	%	%	%	%	%
I feel part of the majority culture -- white British	0	0	0	14	0	3	7	8	26
I feel part of the majority culture – but not only white British	0	0	0	28	0	25	31	27	28
I more easily relate to some of the minority cultures in the UK than the majority culture	0	0	0	26	0	43	40	22	18
I only feel part of the Armenian culture, even though I live in the UK	0	0	0	18	0	25	5	20	17
Other	0	0	0	2	0	0	2	2	2
None of these applies to me	0	0	0	9	0	3	10	13	8
Don't know	0	0	0	4	0	0	5	8	1
TOTAL	0	0	0	100	0	100	100	100	100

QUESTION - Single code	Western Europe	GENDER		FIRST ARRIVED		
		Male	Female	You	A parent	Grandparent / Earlier gen
QUK3. Identities seem to be shifting in the UK, post-Brexit and with the cities becoming ever more diverse. Do you feel part of the majority culture or more as a member of a minority group?	Base=481	225	256	211	192	78
	%	%	%	%	%	%
I feel part of the majority culture -- white British	0	18	11	12	20	6
I feel part of the majority culture – but not only white British	0	29	27	26	23	45
I more easily relate to some of the minority cultures in the UK than the majority culture	0	21	30	20	31	26
I only feel part of the Armenian culture, even though I live in the UK	0	16	20	25	12	13
Other	0	3	1	2	1	2
None of these applies to me	0	11	8	11	10	4
Don't know	0	3	4	4	2	4
TOTAL	0	100	100	100	100	100

Country Specific Questions: Belgium

QBE1. Avez-vous déjà vu ou lu les moyens d'information de la Communauté des Arméniens de Belgique? A. Bulletin d'information mensuel Hay



COUNTRY SPECIFIC QUESTIONS									
BELGIUM									
QUESTION - Single Code	Western Europe	COMMUNITY				AGE			
		Belgium	Paris	UK	Rostov-on-Don	16-24	25-34	35-54	55+
QBE1. Avez-vous déjà vu ou lu les moyens d'information de la Communauté des Arméniens de Belgique? A. Bulletin d'information mensuel Hay		257				48	57	124	151
	%	%	%	%	%	%	%	%	%
Oui	0	70	0	0	0	29	66	57	88
Non	0	27	0	0	0	67	29	38	11
Sans objet	0	3	0	0	0	4	5	5	2
TOTAL	0	100	0	0	0	100	100	100	100

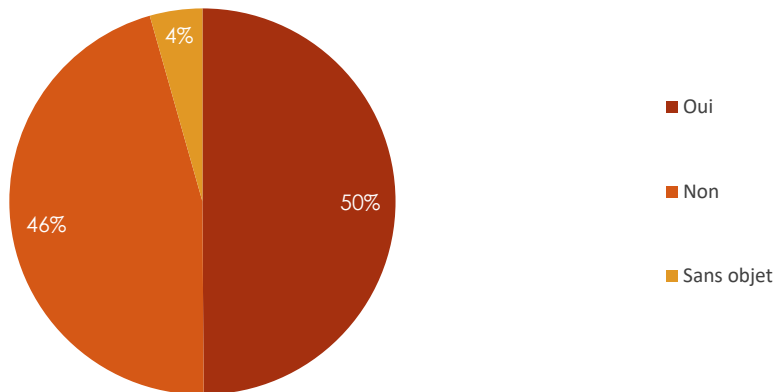
COUNTRY SPECIFIC QUESTIONS						
BELGIUM						
QUESTION - Single Code	Western Europe	GENDER		FIRST ARRIVED		
		Male	Female	You	A parent	Grandparent / Earlier gen
QBE1. Avez-vous déjà vu ou lu les moyens d'information de la Communauté des Arméniens de Belgique? A. Bulletin d'information mensuel Hay		181	199	123	159	83
	%	%	%	%	%	%
Oui	0	75	60	69	61	78
Non	0	23	35	29	36	18
Sans objet	0	3	5	3	3	4
TOTAL	0	100	100	100	100	100

Country Specific Questions: Belgium

QBE1. Avez-vous déjà vu ou lu les moyens d'information de la Communauté des Arméniens de Belgique? B. www.armencom.be

ARMENIAN DIASPORA SURVEY 2021

QBE1.B TOTAL



Base: All Respondents (202) Data weighted within each community to known demographic profile by age, gender, and region.
Fieldwork dates: Belgium, Paris, UK Apr-Jun 2021; Rostov-on-Don Apr-Jul 2021.

COUNTRY SPECIFIC QUESTIONS

BELGIUM

QUESTION - Single Code	Western Europe	COMMUNITY				AGE			
		Belgium	Paris	UK	Rostov-on-Don	16-24	25-34	35-54	55+
QBE1. Avez-vous déjà vu ou lu les moyens d'information de la Communauté des Arméniens de Belgique? B. www.armencom.be		202				46	51	112	99
	%	%	%	%	%	%	%	%	%
Oui	0	50	0	0	0	21	31	46	73
Non	0	46	0	0	0	75	64	48	23
Sans objet	0	4	0	0	0	4	5	6	3
TOTAL	0	100	0	0	0	100	100	100	100

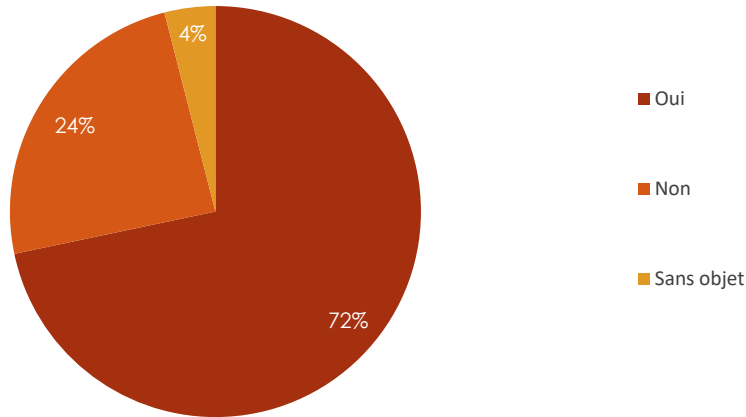
QUESTION - Single Code	Western Europe	GENDER		FIRST ARRIVED		
		Male	Female	You	A parent	Grandparent / Earlier gen
QBE1. Avez-vous déjà vu ou lu les moyens d'information de la Communauté des Arméniens de Belgique? B. www.armencom.be		143	165	94	137	66
	%	%	%	%	%	%
Oui	0	57	41	52	37	70
Non	0	39	54	44	59	24
Sans objet	0	4	6	4	5	5
TOTAL	0	100	100	100	100	100

Country Specific Questions: Belgium

QBE1. Avez-vous déjà vu ou lu les moyens d'information de la Communauté des Arméniens de Belgique? C. Page Facebook

ARMENIAN DIASPORA SURVEY 2021

QBE1.C TOTAL



Base: All Respondents (216) Data weighted within each community to known demographic profile by age, gender, and region.
Fieldwork dates: Belgium, Paris, UK Apr-Jun 2021; Rostov-on-Don Apr-Jul 2021.

COUNTRY SPECIFIC QUESTIONS									
BELGIUM									
QUESTION - Single Code	Western Europe	COMMUNITY				AGE			
		Belgium	Paris	UK	Rostov-on-Don	16-24	25-34	35-54	55+
QBE1. Avez-vous déjà vu ou lu les moyens d'information de la Communauté des Arméniens de Belgique? C. Page Facebook		216				46	55	123	102
	%	%	%	%	%	%	%	%	%
Oui	0	72	0	0	0	59	62	74	70
Non	0	24	0	0	0	37	35	24	22
Sans objet	0	4	0	0	0	4	3	2	8
TOTAL	0	100	0	0	0	100	100	100	100

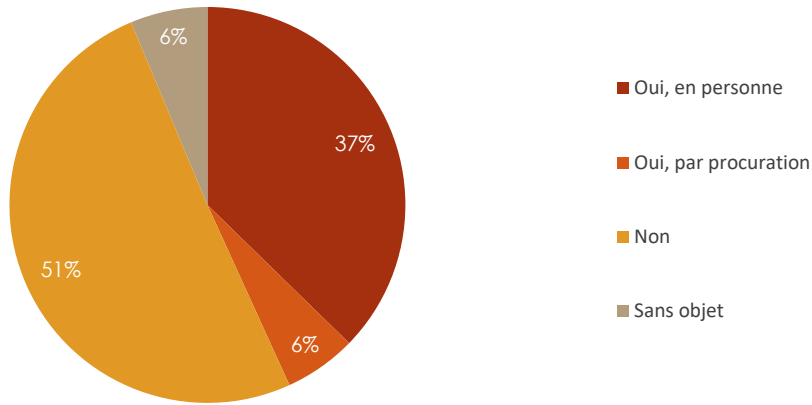
QUESTION - Single Code	Western Europe	GENDER		FIRST ARRIVED		
		Male	Female	You	A parent	Grandparent / Earlier gen
QBE1. Avez-vous déjà vu ou lu les moyens d'information de la Communauté des Arméniens de Belgique? C. Page Facebook		136	189	105	142	66
	%	%	%	%	%	%
Oui	0	68	69	75	60	79
Non	0	29	26	22	36	16
Sans objet	0	3	6	3	4	6
TOTAL	0	100	100	100	100	100

Country Specific Questions: Belgium

QBE2. Tous les Arméniens de Belgique peuvent participer aux élections des représentants de la Communauté arménienne de Belgique. Avez-vous voté aux élections de décembre 2018?

ARMENIAN DIASPORA SURVEY 2021

QBE2. TOTAL



Base: All Respondents (280) Data weighted within each community to known demographic profile by age, gender, and region.
Fieldwork dates: Belgium, Paris, UK Apr-Jun 2021; Rostov-on-Don Apr-Jul 2021.

COUNTRY SPECIFIC QUESTIONS

BELGIUM

QUESTION - Single code	Western Europe	COMMUNITY				AGE			
		Belgium	Paris	UK	Rostov-on-Don	16-24	25-34	35-54	55+
QBE2. Tous les Arméniens de Belgique peuvent participer aux élections des représentants de la Communauté arménienne de Belgique. Avez-vous voté aux élections de décembre 2018?		280				50	62	139	164
	%	%	%	%	%	%	%	%	%
Oui, en personne	0	37	0	0	0	20	21	31	46
Oui, par procuration	0	6	0	0	0	0	2	4	11
Non	0	51	0	0	0	63	64	56	41
Sans objet	0	6	0	0	0	18	13	10	2
TOTAL	0	100	0	0	0	100	100	100	100

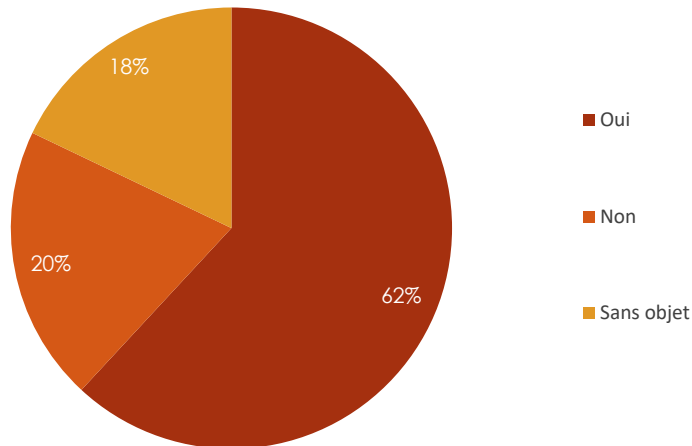
QUESTION - Single code	Western Europe	GENDER		FIRST ARRIVED		
		Male	Female	You	A parent	Grandparent / Earlier gen
QBE2. Tous les Arméniens de Belgique peuvent participer aux élections des représentants de la Communauté arménienne de Belgique. Avez-vous voté aux élections de décembre 2018?		186	228	141	175	85
	%	%	%	%	%	%
Oui, en personne	0	41	28	37	31	40
Oui, par procuration	0	7	6	7	3	9
Non	0	46	57	51	56	45
Sans objet	0	7	9	6	10	6
TOTAL	0	100	100	100	100	100

Country Specific Questions: Belgium

QBE3. Souhaitez-vous voter aux prochaines élections communautaires, en 2022?

ARMENIAN DIASPORA SURVEY 2021

QBE3. TOTAL



Base: All Respondents (273) Data weighted within each community to known demographic profile by age, gender, and region.
Fieldwork dates: Belgium, Paris, UK Apr-Jun 2021; Rostov-on-Don Apr-Jul 2021.

COUNTRY SPECIFIC QUESTIONS									
BELGIUM									
QUESTION - Single code	Western Europe	COMMUNITY				AGE			
		Belgium	Paris	UK	Rostov-on-Don	16-24	25-34	35-54	55+
QBE3. Souhaitez-vous voter aux prochaines élections communautaires, en 2022?		273				50	61	137	157
	%	%	%	%	%	%	%	%	%
Oui	0	62	0	0	0	44	49	60	69
Non	0	20	0	0	0	28	28	19	16
Sans objet	0	18	0	0	0	29	24	22	15
TOTAL	0	100	0	0	0	100	100	100	100

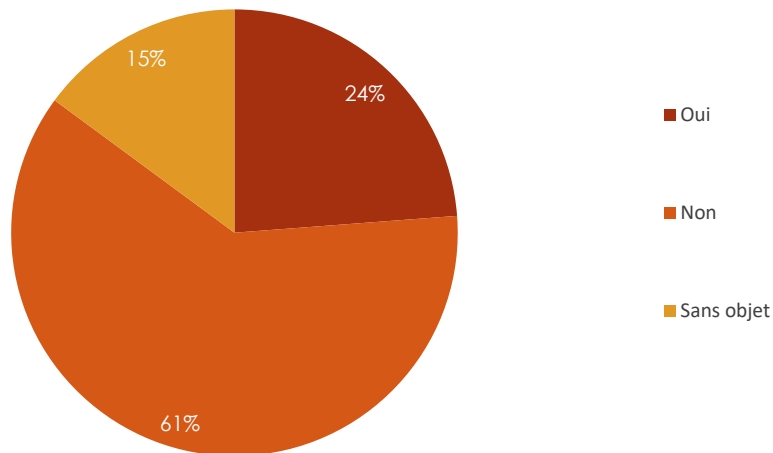
QUESTION - Single code	Western Europe	GENDER		FIRST ARRIVED		
		Male	Female	You	A parent	Grandparent / Earlier gen
QBE3. Souhaitez-vous voter aux prochaines élections communautaires, en 2022?		187	218	135	169	87
	%	%	%	%	%	%
Oui	0	61	59	66	54	61
Non	0	21	20	16	22	24
Sans objet	0	18	22	18	24	15
TOTAL	0	100	100	100	100	100

Country Specific Questions: Belgium

QBE4. Etes-vous membres cotisant(e) d'une ou de plusieurs association arménienne en Belgique? Si oui, laquelle ou lesquelles?

ARMENIAN DIASPORA SURVEY 2021

QBE4. TOTAL



Base: All Respondents (269) Data weighted within each community to known demographic profile by age, gender, and region.
Fieldwork dates: Belgium, Paris, UK Apr-Jun 2021; Rostov-on-Don Apr-Jul 2021.

COUNTRY SPECIFIC QUESTIONS									
BELGIUM									
QUESTION - Single code	Western Europe	COMMUNITY				AGE			
		Belgium	Paris	UK	Rostov-on-Don	16-24	25-34	35-54	55+
QBE4. Etes-vous membres cotisant(e) d'une ou de plusieurs association arménienne en Belgique? Si oui, laquelle ou lesquelles?		269				51	61	133	152
	%	%	%	%	%	%	%	%	%
Oui	0	24	0	0	0	3	17	14	37
Non	0	61	0	0	0	75	68	71	50
Sans objet	0	15	0	0	0	22	16	15	13
TOTAL	0	100	0	0	0	100	100	100	100

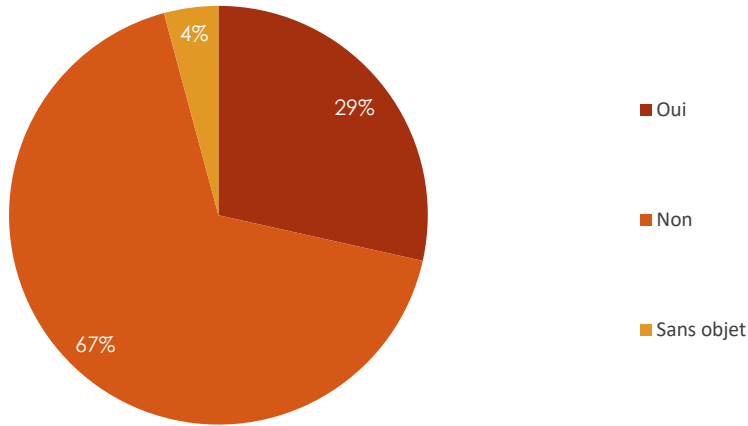
QUESTION - Single code	Western Europe	GENDER		FIRST ARRIVED		
		Male	Female	You	A parent	Grandparent / Earlier gen
QBE4. Etes-vous membres cotisant(e) d'une ou de plusieurs association arménienne en Belgique? Si oui, laquelle ou lesquelles?		183	214	131	168	85
	%	%	%	%	%	%
Oui	0	26	18	18	17	38
Non	0	58	68	65	69	47
Sans objet	0	16	14	16	15	15
TOTAL	0	100	100	100	100	100

Country Specific Questions: Belgium

QBE5. Est-ce que vous, ou l'un de vos proches, avez déjà entendu quelqu'un nier ou justifier le génocide des Arméniens en Belgique dans les trois dernières années environ?

ARMENIAN DIASPORA SURVEY 2021

QBE5. TOTAL



Base: All Respondents (281) Data weighted within each community to known demographic profile by age, gender, and region.
Fieldwork dates: Belgium, Paris, UK Apr-Jun 2021; Rostov-on-Don Apr-Jul 2021.

COUNTRY SPECIFIC QUESTIONS

BELGIUM

QUESTION - Single code	Western Europe	COMMUNITY				AGE			
		Belgium	Paris	UK	Rostov-on-Don	16-24	25-34	35-54	55+
QBE5. Est-ce que vous, ou l'un de vos proches, avez déjà entendu quelqu'un nier ou justifier le génocide des Arméniens en Belgique dans les trois dernières années environ?		281				52	62	138	164
	%	%	%	%	%	%	%	%	%
Oui	0	29	0	0	0	47	26	28	28
Non	0	67	0	0	0	50	66	64	67
Sans objet	0	4	0	0	0	2	8	8	5
TOTAL	0	100	0	0	0	100	100	100	100

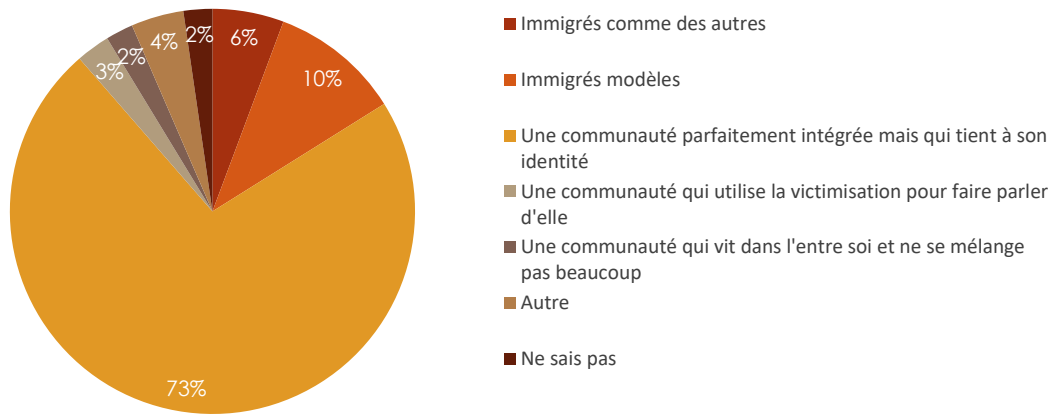
QUESTION - Single code	Western Europe	GENDER		FIRST ARRIVED		
		Male	Female	You	A parent	Grandparent / Earlier gen
QBE5. Est-ce que vous, ou l'un de vos proches, avez déjà entendu quelqu'un nier ou justifier le génocide des Arméniens en Belgique dans les trois dernières années environ?		187	229	139	175	87
	%	%	%	%	%	%
Oui	0	34	27	28	30	33
Non	0	60	66	66	66	58
Sans objet	0	6	7	7	4	9
TOTAL	0	100	100	100	100	100

Country Specific Questions: France

QFR1. A votre avis, comment les Arméniens (Français d'origine arménienne) sont-ils perçus en France ?

ARMENIAN DIASPORA SURVEY 2021

QFR1. TOTAL



Base: All Respondents (414) Data weighted within each community to known demographic profile by age, gender, and region.
Fieldwork dates: Belgium, Paris, UK Apr-Jun 2021; Rostov-on-Don Apr-Jul 2021.

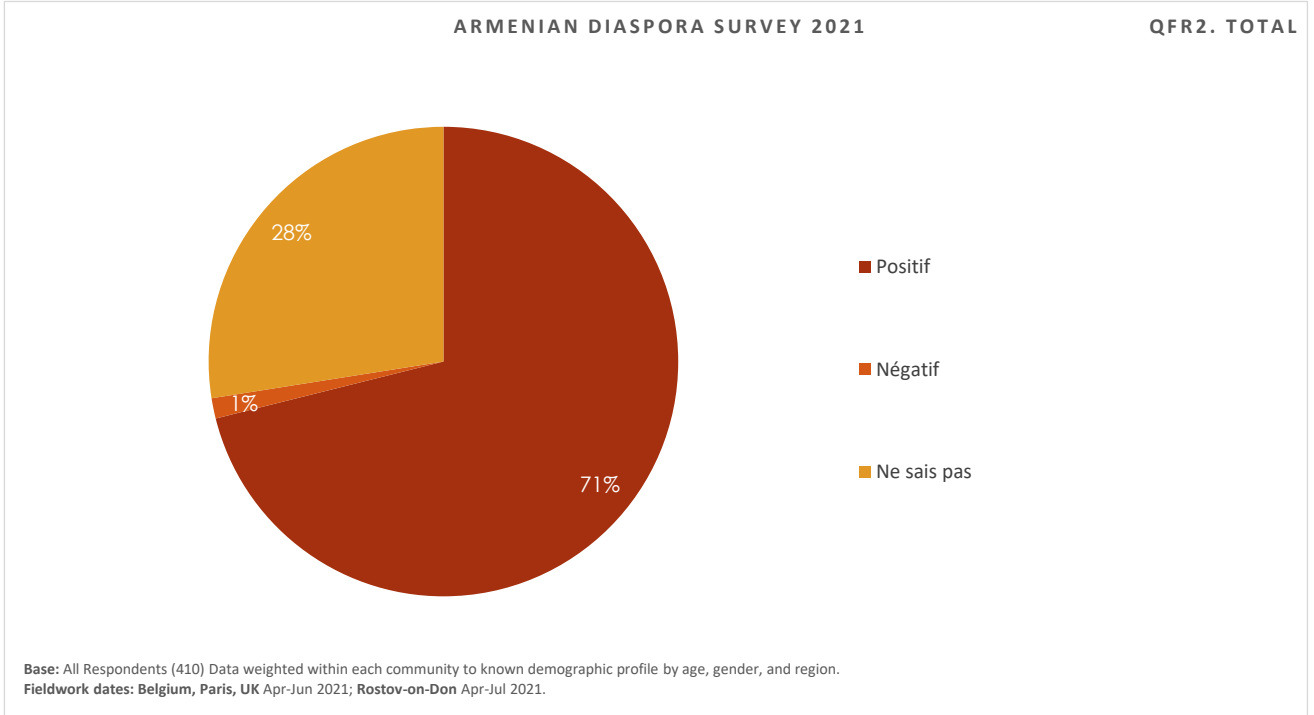
COUNTRY SPECIFIC QUESTIONS

FRANCE		COMMUNITY				AGE			
QUESTION - Single code	Western Europe	Belgium	Paris	UK	Rostov-on-Don	16-24	25-34	35-54	55+
QFR1. A votre avis, comment les Arméniens (Français d'origine arménienne) sont-ils perçus en France ?			414			65	87	169	214
	%	%	%	%	%	%	%	%	%
Immigrés comme des autres	0	0	6	0	0	2	7	10	4
Immigrés modèles	0	0	10	0	0	8	12	9	10
Une communauté parfaitement intégrée mais qui tient à son identité	0	0	73	0	0	69	73	69	78
Une communauté qui utilise la victimisation pour faire parler d'elle	0	0	3	0	0	9	1	1	1
Une communauté qui vit dans l'entre soi et ne se mélange pas beaucoup	0	0	2	0	0	5	2	3	1
Autre	0	0	4	0	0	5	5	4	4
Ne sais pas	0	0	2	0	0	2	1	6	2
TOTAL	0	0	100	0	0	100	100	100	100

QUESTION - Single code	Western Europe	GENDER		FIRST ARRIVED		
		Male	Female	You	A parent	Grandparent / Earlier gen
QFR1. A votre avis, comment les Arméniens (Français d'origine arménienne) sont-ils perçus en France ?		277	258	98	215	212
	%	%	%	%	%	%
Immigrés comme des autres	0	6	7	9	4	7
Immigrés modèles	0	10	10	11	14	5
Une communauté parfaitement intégrée mais qui tient à son identité	0	72	74	67	76	75
Une communauté qui utilise la victimisation pour faire parler d'elle	0	2	2	1	1	4
Une communauté qui vit dans l'entre soi et ne se mélange pas beaucoup	0	2	3	1	2	2
Autre	0	3	1	3	1	3
Ne sais pas	0	6	4	8	3	5
TOTAL	0	100	100	100	100	100

Country Specific Questions: France

QFR2. La loi sur la reconnaissance du génocide a-t-elle eu un effet positif ou négatif sur la perception des Arméniens en France?



COUNTRY SPECIFIC QUESTIONS									
FRANCE									
QUESTION - Single code	Western Europe	COMMUNITY				AGE			
		Belgium	Paris	UK	Rostov-on-Don	16-24	25-34	35-54	55+
QFR2. La loi sur la reconnaissance du génocide a-t-elle eu un effet positif ou négatif sur la perception des Arméniens en France?			410			65	86	166	214
	%	%	%	%	%	%	%	%	%
Positif	0	0	71	0	0	75	65	69	73
Négatif	0	0	1	0	0	0	2	2	1
Ne sais pas	0	0	28	0	0	25	32	30	26
TOTAL	0	0	100	0	0	100	100	100	100

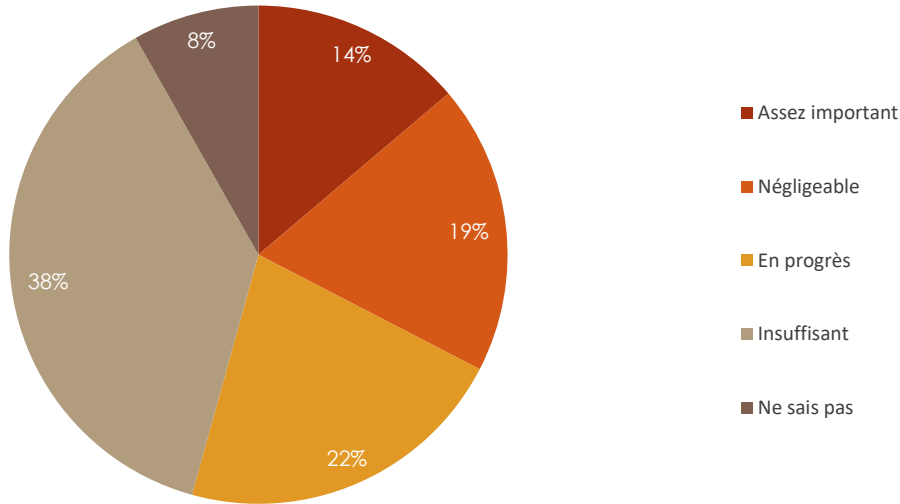
QUESTION - Single code	Western Europe	GENDER		FIRST ARRIVED		
		Male	Female	You	A parent	Grandparent / Earlier gen
QFR2. La loi sur la reconnaissance du génocide a-t-elle eu un effet positif ou négatif sur la perception des Arméniens en France?		276	255	98	214	209
	%	%	%	%	%	%
Positif	0	73	68	58	76	71
Négatif	0	0	2	2	1	1
Ne sais pas	0	27	29	40	23	28
TOTAL	0	100	100	100	100	100

Country Specific Questions: France

QFR3. Que pensez-vous du rôle que les Arméniens jouent dans la vie politique française?

ARMENIAN DIASPORA SURVEY 2021

QFR3. TOTAL



Base: All Respondents (413) Data weighted within each community to known demographic profile by age, gender, and region.
Fieldwork dates: Belgium, Paris, UK Apr-Jun 2021; Rostov-on-Don Apr-Jul 2021.

COUNTRY SPECIFIC QUESTIONS

FRANCE									
QUESTION - Single code	Western Europe	COMMUNITY				AGE			
		Belgium	Paris	UK	Rostov-on-Don	16-24	25-34	35-54	55+
QFR3. Que pensez-vous du rôle que les Arméniens jouent dans la vie politique française?			413			66	87	167	214
	%	%	%	%	%	%	%	%	%
Assez important	0	0	14	0	0	17	12	16	13
Négligeable	0	0	19	0	0	13	22	14	21
En progrès	0	0	22	0	0	24	23	20	21
Insuffisant	0	0	38	0	0	30	32	44	36
Ne sais pas	0	0	8	0	0	16	10	6	9
TOTAL	0	0	100	0	0	100	100	100	100

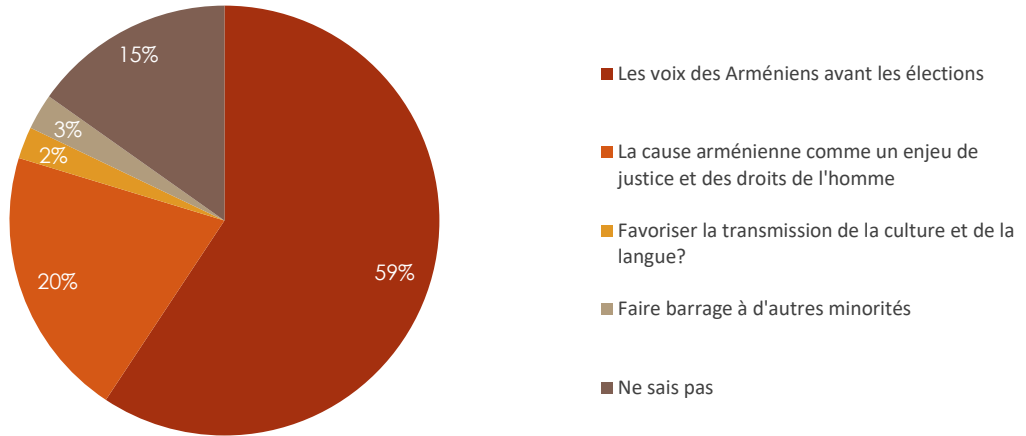
QUESTION - Single code	Western Europe	GENDER		FIRST ARRIVED		
		Male	Female	You	A parent	Grandparent / Earlier gen
QFR3. Que pensez-vous du rôle que les Arméniens jouent dans la vie politique française?		276	257	98	215	210
	%	%	%	%	%	%
Assez important	0	13	15	20	12	13
Négligeable	0	21	15	13	20	19
En progrès	0	22	22	21	21	22
Insuffisant	0	35	39	37	40	35
Ne sais pas	0	8	10	9	7	11
TOTAL	0	100	100	100	100	100

Country Specific Questions: France

QFR4. Les élus locaux connaissent-ils suffisamment les enjeux propres à la communauté arménienne et à l'Arménie? Quels sont les points auxquels ils sont plus sensibles et/ou qui les motivent le plus

ARMENIAN DIASPORA SURVEY 2021

QFR4. TOTAL



Base: All Respondents (390) Data weighted within each community to known demographic profile by age, gender, and region.
Fieldwork dates: Belgium, Paris, UK Apr-Jun 2021; Rostov-on-Don Apr-Jul 2021.

COUNTRY SPECIFIC QUESTIONS

QUESTION - Single code	Western Europe	COMMUNITY				AGE			
		Belgium	Paris	UK	Rostov-on-Don	16-24	25-34	35-54	55+
QFR4. Les élus locaux connaissent-ils suffisamment les enjeux propres à la communauté arménienne et à l'Arménie? Quels sont les points auxquels ils sont plus sensibles et/ou qui les motivent le plus			390			63	83	162	200
	%	%	%	%	%	%	%	%	%
Les voix des Arméniens avant les élections	0	0	59	0	0	47	54	60	66
La cause arménienne comme un enjeu de justice et des droits de l'homme	0	0	20	0	0	25	17	21	19
Favoriser la transmission de la culture et de la langue?	0	0	2	0	0	2	6	4	2
Faire barrage à d'autres minorités	0	0	3	0	0	0	1	3	4
Ne sais pas	0	0	15	0	0	26	22	14	10
TOTAL	0	0	100	0	0	100	100	100	100

QUESTION - Single code	Western Europe	GENDER		FIRST ARRIVED		
		Male	Female	You	A parent	Grandparent / Earlier gen
QFR4. Les élus locaux connaissent-ils suffisamment les enjeux propres à la communauté arménienne et à l'Arménie? Quels sont les points auxquels ils sont plus sensibles et/ou qui les motivent le plus		268	239	83	209	207
	%	%	%	%	%	%
Les voix des Arméniens avant les élections	0	61	58	70	62	54
La cause arménienne comme un enjeu de justice et des droits de l'homme	0	20	20	11	18	25
Favoriser la transmission de la culture et de la langue?	0	3	3	2	5	2
Faire barrage à d'autres minorités	0	3	2	0	2	4
Ne sais pas	0	12	18	18	13	16
TOTAL	0	100	100	100	100	100



Սփյուռքի Հետազոտության Ծրագիր

Հայկական Սփյուռքի Հետազոտություն

Encuesta sobre la Diáspora Armenia

Projet d'étude sur la diaspora arménienne

Исследование Армянской Диаспоры

Studiu privind Diaspora Armeană

Ermeni Diyasporası Anketi

Studieproject omtrent de Armeense Diaspora

استبيان الأرمن في الشتات

info@armeniandiasporasurvey.com

www.armeniandiasporasurvey.com

